



CITY of NOVI CITY COUNCIL

Agenda Item F
October 23, 2017

SUBJECT: Approval to purchase a 2018 Ford Utility Interceptor & a 2018 F-250 Utility for the Novi Fire Department in the amount of \$59,708 from Signature Ford, Owosso, MI through the Macomb County cooperative purchasing contract.

SUBMITTING DEPARTMENT: Public Safety - Fire *DM*

CITY MANAGER APPROVAL: *PA*

EXPENDITURE REQUIRED	\$59,708
AMOUNT BUDGETED	\$80,700
APPROPRIATION REQUIRED	N/A
LINE ITEM NUMBER	101-337.00-983.000

BACKGROUND INFORMATION:

As part of the 2017-18 Budget, funds were approved for the replacement of a Utility vehicle and a vehicle for the Director of Fire and EMS Operations. The current Director's vehicle is a 2008 Chevy Trailblazer (#318) and has a life expectancy of ten years. The Director's vehicle is used for to respond to emergency incidents, meeting and training. The current Trailblazer is showing signs of wear and tear, rust on the exterior and increased maintenance costs. The utility vehicle being replaced is a 2008 Ford F-250 (#319) and has a life expectancy of ten years. The F-250 utility is used at station 2 to respond to water rescue emergencies, pulling the inflatable boat and training.

The vehicles will be purchased through the Macomb County cooperative purchasing contract from Signature Ford, Owosso, MI. Upon removal from front line service and depending on the condition of the old Fire Director's vehicle at the time, the vehicle will either be designated as a pool car, or placed on the Michigan Inter-governmental Trade Network (MITN) surplus auction.

RECOMMENDED ACTION: Approval to purchase a 2018 Ford Utility Interceptor & a 2018 F-250 Utility for the Novi Fire Department in the amount of \$59,708 from Signature Ford, Owosso, MI through the Macomb County cooperative purchasing contract.



October 11, 2017

City of Novi Police Department
Attn: Michael Rhatigan
45175 W. Ten Mile Road
Novi, MI 48375

Dear Michael Rhatigan:

Price on 2018 Vehicle Macomb County Contract Bid:

2018 Ford Police Interceptor Utility AWD in Black **\$29,854.00 ea**

Service Contract: 36,000 miles or 36 months factory bumper to bumper warranty and 100,000 miles or 60 months powertrain warranty.

Delivery date: About 120 days from receipt of your PO.

Order Cutoff Date: October 31st, 2017.

Ford Motor Company does not guarantee delivery---Ford Motor Company will make reasonable efforts to schedule orders received prior to fleet order cut-off date.

Payment requirements: All departments to pay on delivery of vehicle. 10-day grace period will be given if previous arrangements have been made. An \$8.00 per day floor plan will be charged if payment is not at the dealership within 10 days of delivery of the vehicle (s).

If you have any questions please call me, 888-92-Fleet (888-923-5338).

Respectfully Submitted,

Bill Campbell

Bill Campbell
Government & Fleet Sales

Macomb County Bid Price
 (Bid #71-15, MY2017) in the
State of Michigan
2018 Utility Police Interceptor
Major Standard Equipment

MECHANICAL

- Alternator – 220-Amp
- Axle Ratio – 3.65 (AWD)
- Battery – H.D. maintenance-free 78A/750-CCA
- Brakes – 4-Wheel Heavy-Duty Disc w/H.D. Front and Rear Calipers
- Column Shifter
- Drivetrain – All-Wheel-Drive
- Electric Power-Assist Steering (EPAS) – Heavy-Duty
- Engine – 3.7L V6 Ti-VCT
- Engine Hour Meter
- Engine Oil Cooler
- Fuel Tank – 18.6 gallons
- Suspension – independent front & rear
- Transmission – 6-speed automatic

EXTERIOR

- Antenna, Roof-mounted
- Cladding – Lower bodyside cladding (Black)
- Deflector Plate – Undercarriage deflector plate protect the underbody, powertrain and chassis components (Standard on EcoBoost® Only)
- Door Handles – Black (MIC)
- Exhaust True Dual
- Front-Door-Lock Cylinders (Front Driver / Passenger / Liftgate – Lock cylinder repositioned into decklid applique trim)
- Glass – 2nd Row, Rear Quarter and Liftgate Privacy Glass
- Grille – Black
- Headlamps – LED Low Beam; Incandescent (Halogen) High Beam
- Liftgate – Manual 1-Piece – Fixed Glass w/Door-Lock Cylinder
- Mirrors – Black Caps (MIC), Power Electric Remote, Manual Folding with Integrated Spotter (integrated blind spot mirrors not included when equipped with BLIS®)
- Spare – Full size 18" Tire w/TPMS
- Spoiler – Painted Black
- Tailgate Handle – Painted Black
- Tail lamps – LED
- Tires – 245/55R18 A/S BSW
- Wheel-Lip Molding – Black (MIC)
- Wheels – 18" x 8.0 painted black steel with wheel hub cover
- Windshield – Acoustic Laminated

INTERIOR/COMFORT

- Cargo Hooks
- Climate Control – Single-Zone Manual
- Door-Locks – Power
- Rear-Door Handles and Locks Operable
- Floor – Flooring – Heavy-Duty Thermoplastic Elastomer
- Glove Box – Locking/non-illuminated
- Grab Handles – (1 – Front-passenger side, 2-Rear)
- Liftgate Release Switch located in overhead console (45 second timeout feature)
- Lighting – Overhead Console with sunglass holder
- 1st row task lights (driver and passenger)
- Dome Lamp – 1st row (red/white)
- 2nd /3rd row overhead map light

INTERIOR/COMFORT (continued)

- Mirror – Day/night Rear View
- Particulate Air Filter
- Power-Adjustable Pedals (Driver Dead Pedal)
- Powerpoints – (2) First Row
- Rear-window Defrost
- Scuff Plates – Front & Rear
- Seats – 1st Row Police Grade Cloth Trim, Dual Front Buckets
- 1st Row – Driver 6-way Power track (fore/aft. Up/down, tilt with manual recline, 2-way manual lumbar)
- 1st Row – Passenger 2-way manual track (fore/aft. with manual recline)
- Built-in steel intrusion plates in both driver/passenger seatbacks
- 2nd Row Vinyl, 60/40 Split Bench Seat (manual fold-flat, no tumble) – fixed seat track
- Speed (Cruise) Control
- Speedometer – Calibrated (includes digital readout)
- Steering Wheel – Manual / Tilt, Urethane wheel finish w/Silver Painted Bezels) with Speed Controls and Redundant Audio Controls
- Sun visors, color-keyed, non-illuminated
- Universal Top Tray – Center of I/P for mounting aftermarket equipment
- Windows, Power, 1-touch Up /Down Front Driver/Passenger-Side with disable feature

SAFETY/SECURITY

- AdvanceTrac® w/RSC® (Roll Stability Control™) w/Hydraulic Brake Assist
- Airbags, 2nd generation driver & front-passenger, side seat, Roll Curtain Airbags and Safety Canopy®
- Anti-Lock Brakes (ABS) with Traction Control
- Belt-Minder® (Front Driver / Passenger)
- Child-Safety Locks (capped)
- Individual Tire Pressure Monitoring System (TPMS)
- LATCH (Lower Anchors and Tethers for Children) system on rear outboard seat locations
- Seat Belts, Pretensioner/Energy-Management System w/adjustable height in 1st Row
- SOS Post-Crash Alert System™

FUNCTIONAL

- Audio – AM/FM / CD / MP3 Capable / Clock / 6 speakers
- 4.2" Color LCD Screen Center-Stack "Smart Display"
- 5-way Steering Wheel Switches, Redundant Controls
- Note: Radio does "not" include USB Port or Aux. Audio Input Jack Note: USB Port and Aux. Audio Input Jack requires SYNC® (53M)
- Easy Fuel® Capless Fuel-Filler
- Front door tether straps (driver/passenger)
- Power pigtail harness
- Rearview Camera with Washer viewable in 4" centerstack – OR – Rear View Camera viewable in rear view mirror 87R (No charge option)
- Recovery Hook, Rear Only
- Simple Fleet Key (4 keys, w/o microchip, easy to replace)
- Two-way radio pre-wire
- Windows – Rear Defroster
- Wipers – Front Speed-Sensitive Intermittent; Rear Dual Speed Wiper

Police Interceptor Utility Base Prices

<input checked="" type="checkbox"/>	Utility All Wheel Drive (3.7L V6 FFV, 305 HP, 131 MPH) K8A/500A	\$25,924.00
<input type="checkbox"/>	Utility All Wheel Drive (3.5L V6 GTDI EcoBoost, 365 HP, 148 MPH, 99T/44C) K8A/500A	\$29,290.00

Payment Terms: Net 10 days

VEHICLE BRAND AND MODEL: Ford Utility Police Interceptor

BID PRICE EXPIRES: TBD.

Subject to change without notice by Ford Motor Company

<u>VEHICLE COLOR: Order Code</u>	<u>Interior Trim Color</u> <u>Charcoal Black (9W)</u>	
Arizona Beige Clearcoat Metallic	[E3]	[]
Medium Brown Metallic	[BU]	[]
Dark Toreador Red Clearcoat Metallic	[JL]	[]
Dark Blue	[LK]	[]
Norsea Blue Clearcoat Metallic	[KR]	[]
Royal Blue	[LM]	[]
Light Blue Metallic	[LN]	[]
Vermillion Red	[E4]	[]
Smokestone Clearcoat Metallic	[HG]	[]
Silver Grey Metallic	[TN]	[]
Ingot Silver Clearcoat Metallic	[UX]	[]
Shadow Black	[G1]	[x]
Oxford White Clearcoat	[YZ]	[]
Kodiak Brown Metallic	[J1]	[]
Blue Metallic	[FT]	[]
Sterling Grey Metallic	[UJ]	[]
Medium Titanium Clearcoat Metallic	[YG]	[]
Ultra Blue (Extra Cost Paint \$870)	[21U17]	[]
Fire Engine Bright Red (Extra Cost Paint \$1050)	[12R13]	[]

INTERCEPTOR OPTIONAL FEATURES:

<u>Flooring/Seats</u>	<u>Code</u>	<u>\$Cost</u>
[] 1st and 2nd row carpet floor covering	16C	125.00
[] 2nd Row Cloth Seats	FW/ 88F	60.00
[] Power passenger seat (6-way) w/manual recline and lumbar	87P	325.00
[] Rear Console Plate (Not available with Interior Upgrade Pkg – 65U)	85R	35.00
[x] Interior Upgrade Package	65U	390.00
• 1st and 2nd Row Carpet Floor Covering		
• Cloth Seats - Rear		
• Center Floor Console less shifter w/unique Police console finish plate – Includes Console Top Plate – Finish 3 (incl. 2 cup holders)		
• Floor Mats, front and rear (Carpeted)		
Note: Not available with (67G), (67H) & (67U)		
Lamps/Lighting		
[] Dark Car Feature – Courtesy lamp disable when any door is opened	43D	20.00
[] Auto Headlamps	86L	115.00
[x] Daytime Running Lamps	942	45.00
[] Side Marker Lights in Skull Caps	63B	290.00
[] Rear Quarter Glass Side Marker Lights	63L	575.00
[] Front Warning Auxiliary Light (Driver side – Red / Passenger side – Blue)	21L/60A	600.00
[] Forward Indicator Pocket Warning Light – Warn, Park, Turn (Driver side Red/ Passenger side – Blue)	21W/60A	690.00
[] Front Interior Windshield Warning Lights (Red/Blue with take down)	96W/85R	1150.00
[] Rear Spoiler Traffic Warning Light (Not Avail. w/Interior Upgrade Pkg (65U)	96T/85R	1435.00
[x] Dome Lamp – Red/White in Cargo Area	17T	50.00
[x] Pre-wiring for grille lamp, siren, and speaker	60A	50.00
[] Spot Lamp – Driver Only (Incandescent Bulbs)	51Y	215.00
[x] Spot Lamp – Driver Only (LED Bulbs) (Unity)	51R	395.00
[] Spot Lamp – Driver Only (LED Bulbs) (Whelen)	51T	395.00
[] Spot Lamp – Dual (driver and passenger) (Incandescent Bulbs)	51Z	350.00
[] Spot Lamp – Dual (driver and passenger) (LED Bulbs) (Unity)	51S	620.00
[] Spot Lamp – Dual (driver and passenger) (LED Bulbs) (Whelen)	51V	665.00

Body

[] Glass – Solar Tint 2nd and 3rd Row (Deletes Privacy Glass)	92G	120.00
[] Glass – Solar Tint 2nd Row (Privacy Glass on Rear Quarter and Liftgate Window)	92R	85.00
[] Roof Rack Side Rails – Black	68Z	155.00
[] Deflector Plate	76D	335.00

Wheels

[] Wheel Covers (18" Full Face Wheel Cover)	65L	60.00
[x] 18" Painted Aluminum Wheel	64E	475.00

Misc

[] Engine Block Heater	41H	90.00
[] License Plate Bracket – Front	153	N/C
[x] Badge Delete (Police Interceptor Badge Only)	16D	N/C
[] 100 Watt Siren/Speaker (includes bracket and pigtail)	18X	300.00
[] Aux Air Conditioning	17A	610.00
[] Noise Suppression Bonds (Ground Straps)	60R	100.00
[] My Speed Fleet Management	43S	60.00
[] Scuff Guards	55D	90.00

Audio/Video

[] Rear View Camera (Includes Electrochromic Rear View Mirror – Video is displayed in rear view mirror)	87R	N/C
Note: This option would replace the camera that comes standard in the 4" center stack area.		
[x] SYNC® Basic (Voice Activated Communication System)	53M	295.00
[] Remappable (4) switches on steering wheel	61R/61S	155.00

Doors/Windows

[x] Global Lock / Unlock feature (Door-panel switches will lock/unlock all doors and rear liftgate. Eliminates the overhead console liftgate unlock switch) ***** OLD STYLE REAR HATCH LOCK / UNLOCK *****	18D	N/C
[] Hidden Door Lock Plunger	52H	140.00
[] Hidden Door Lock Plunger and Rear Door Handle Inoperable	52P	160.00
[] Rear Door Handles Inoperable/Locks Operable	68L	35.00
[] Rear Door Handles Inoperable/Locks Inoperable	68G	35.00
[] Windows-Rear window power delete, operable from front driver side switches	18W	25.00
[] Lock system; Single Key/All Vehicles Keyed Alike	59	50.00
Keyed Alike 1284x= 59B Keyed Alike 1294x= 59C Keyed Alike 0135x= 59D		
Keyed Alike 1435x= 59E Keyed Alike 0576x= 59F Keyed Alike 0151x= 59G		
Keyed Alike 1111x= 59J		

Safety & Security

[] Ballistic Door Panels – Driver Front Door Only (Level 3)	90D	1585.00
[] Ballistic Door Panels – Driver & Pass Front Doors (Level 3)	90E	3170.00
[] Ballistic Door Panels – Driver Front Door Only (Level 4+)	90F	2415.00
[] Ballistic Door Panels – Driver & Pass Front Doors (Level 4+)	90G	4830.00
[x] BLIS® – Blind Spot Monitoring with Cross Traffic Alert	55B/54Z	545.00
[] Mirrors– Heated, Non BLIS	549	60.00
[] Lockable Gas Cap for Easy Fuel Capless Fuel-Filler	19L	20.00
[] Perimeter Anti-Theft Alarm – Activated by Hood, Door, or Decklid	593/55F	460.00
[x] Remote Keyless Entry w/4 Key Fobs (w/o Keypad)	55F	340.00
[] Police Engine Idle Feature	47A	260.00
[] Extra Key \$6.00x___ =	Parts	6.00 ea
[x] Remote Starter (Must Order Keyless Entry 55F)	Parts	550.00
[x] Reverse Sensing	76R	275.00
[x] Trailer Hitch and Wiring	OHP	395.00
[] Gun Vault (Not Available with (17A) Aux Air Conditioning)	63V	245.00
[x] Front Headlamp/Police Interceptor Housing Only	86P	125.00
– Pre-drilled hole for side marker police use, does not include LED installed lights (eliminates need to drill housing assemblies)		
– Pre-molded side warning LED holes with standard twist lock sealed capability (does not include LED installed lights)		
Note: Not available with options: 66A and 67H		

<p>[] Front Headlamp Lighting Solution</p> <ul style="list-style-type: none"> - Includes base LED Low beam/Incandescent (Halogen) High beam headlamp with High Beam Wig-wag function and two (2) white rectangular LED side warning lights - Includes pre-wire for grille LED lights, siren and speaker (60A) - Wiring, LED lights included. Controller "not" included <p>Note: Not available with option: 67H</p>	66A	850.00
<p>[] Police Wire Harness Connector Kit – Front</p> <ul style="list-style-type: none"> • For connectivity to Ford PI Package solutions includes: • (2) Male 4-pin connectors for siren & (5) Female 4-pin connectors for lighting/siren/speaker • (1) 4-pin IP connector for speakers • (1) 4-pin IP connector for siren controller connectivity • (1) 8-pin sealed connector & (1) 14-pin IP connector <p>Note: See Upfitters guide for further detail www.fordpoliceinterceptorupfit.com</p>	47C	105.00
<p>[] Tail lamp/Police Interceptor Housing Only</p> <ul style="list-style-type: none"> - Pre-existing holes with standard twist lock sealed capability (does not include LED installed lights) (eliminates need to drill housing assemblies) <p>Note: Not available with options: 66B and 67H</p>	86T	60.00
<p>[] Tail Lamp Lighting Solution</p> <ul style="list-style-type: none"> - Includes base LED lights plus two (2) rear integrated hemispheric lighthouse white LED side warning lights in taillamps - LED lights only. Wiring, controller "not" included <p>Note: Not available with option: 67H</p>	66B	425.00
<p>[] Police Wire Harness Connector Kit – Rear</p> <ul style="list-style-type: none"> • For connectivity to Ford PI Package solutions includes: • (1) 2-pin connector for rear lighting and (1) 2-pin connector • (6) Female 4-pin connectors and (6) Male 4 pin connectors • (1) 10-pin connector <p>Note: See Upfitters guide for further detail www.fordpoliceinterceptorupfit.com</p>	21P	130.00
<p>[] Rear Lighting Solution</p> <ul style="list-style-type: none"> - Includes two (2) backlit flashing linear high-intensity LED lights (driver's side red / Passenger side blue) mounted to inside liftgate glass - Includes two (2) backlit flashing linear high-intensity LED lights (driver's side red / Passenger side blue) installed on inside lip of liftgate (lights activate when liftgate is open) - LED lights only. Wiring, controller "not" included <p>Note: Not available with option: 67H</p>	66C	455.00
<p>[] Ultimate Wiring Package</p> <ul style="list-style-type: none"> - Rear console mounting plate (85R) – contours through 2nd row; channel for wiring - Pre-wiring for grille LED lights, siren and speaker (60A) - Wiring harness I/P to rear (overlay) <ul style="list-style-type: none"> o Two (2) light cables – supports up to six (6) LED lights (engine compartment/grille) o Two (2) 50-amp battery and ground circuits in RH rear-quarter o One (1) 10-amp siren/speaker circuit engine cargo area - Rear hatch/cargo area wiring – supports up to six (6) rear LED lights <ul style="list-style-type: none"> o Recommend Police Wire Harness Connector Kits 47C and 21P <p>Note: Not available with options: 65U, 67G, 67H</p>	67U	550.00
<p>[] Police Interceptor 24 – Cargo Wiring Upfit Package</p> <ul style="list-style-type: none"> - Rear console plate (85R) – contours through 2nd row; channel for wiring - Wiring overlay harness with lighting and siren interface connections - Vehicle Engine Harness: <ul style="list-style-type: none"> o Two (2) light connectors – supports up to six (6) LED lights (engine compartment) o Two (2) grille light connectors o Two (2) 50 amp battery ground circuits in right hand rear-quarter power distribution junction block o One (1) 10-amp siren/speaker circuit (engine to cargo area) - Whelen Lighting PCC8R Control Head - Whelen PCC8R Light Relay Center (mounted behind 2nd row seat) - Light Controller / Relay Center Wiring (jumper harness) - Whelen Specific Cable (console to cargo area) Connects PCC8R to Control Head - Pre-wiring for grille LED lights, siren and speaker (60A) - Does "not" include LED lights <ul style="list-style-type: none"> o Recommend Police Wire Harness Connector Kits 47C and 21P <p>Note: Not available with options: 65U, 67H and 67U</p>	67G	1340.00

<input type="checkbox"/>	<u>Ready for the Road Package All-in Complete Package</u>	67H	3415.00
	Includes Police Interceptor Packages 66A, 66B, 66C plus:		
	- Whelen Cencom Light Controller Head with dimmable backlight		
	- Whelen Cencom Relay Center / Siren / Amp w/Traffic Advisor (mounted behind 2nd row seat)		
	- Light Controller / Relay Cencom Wiring (wiring harness) w/additional input/output pigtails		
	- High current pigtail		
	- Whelen Specific WECAN Cable (console to cargo area) connects Cencom to Control Head		
	- Pre-wiring for grille LED lights, siren and speaker (60A)		
	- Rear console plate (85R) – contours through 2nd row; channel for wiring		
	- Grille linear LED Lights (Red / Blue)		
	- 100-Watt Siren / Speaker		
	- Hidden Door-Lock Plunger / Rear-Door Handles Inoperable (52P)		
	- Wiring Harness: Two (2) 50 amp battery and ground circuits in RH rear-quarter		
	Note: Not available with options: 66A; 66B; 66C; 67G, 67U		

VINYL WRAP OPTIONS

<input type="checkbox"/>	<u>Two-Tone Vinyl Package #1</u>	91A	840.00
	• Roof Vin		
	• RH/LH Front Doors Vinyl		
	• RH/LH Rear Doors Vinyl		
<input type="checkbox"/>	<u>Two-Tone Vinyl Package #3</u>	91C	700.00
	• Roof Vinyl		
	• RH/LH Front Doors Only Vinyl		
<input type="checkbox"/>	<u>Two-Tone Vinyl Package #8</u>	91H	490.00
	• Roof Vinyl (Vinyl Wrap in Police White (YZ) Only)		
<input type="checkbox"/>	<u>Two-Tone Vinyl Package #9</u>	91J	305.00
	• RH/LH Front Doors Only Vinyl (Vinyl Wrap in Police White (YZ) Only)		
<input type="checkbox"/>	<u>Vinyl Word Wrap</u>	91D	795.00
	- "POLICE" located on LH/RH sides of vehicle ("White" lettering)		
<input type="checkbox"/>	<u>Reflective Vinyl Word Wrap</u>	91E	795.00
	- "POLICE" located on LH/RH sides of vehicle ("Black" lettering)		
<input type="checkbox"/>	<u>Reflective Vinyl Word Wrap</u>	91F	795.00
	- "POLICE" located on LH/RH sides of vehicle ("White" lettering)		
<input type="checkbox"/>	<u>Vinyl Word Wrap</u>	91G	795.00
	- "SHERIFF" located on LH/RH sides of vehicle ("White" lettering)		

Extended Warranty Options for Police Interceptor Utility

Extended Warranty Option's (\$100.00 Deductible) 100,000 Mile Coverage

<input type="checkbox"/>	5-Year Premium Care Warranty (500 Plus Components Coverage)	2150.00
<input type="checkbox"/>	4-Year Premium Care Warranty (500 Plus Components Coverage)	2110.00
<input type="checkbox"/>	3-Year Premium Care Warranty (500 Plus Components Coverage)	2080.00
<input type="checkbox"/>	5-Year Extra Care Warranty (113 Essential Components Coverage)	1955.00
<input type="checkbox"/>	4-Year Extra Care Warranty (113 Essential Components Coverage)	1925.00
<input type="checkbox"/>	3-Year Extra Care Warranty (113 Essential Components Coverage)	1905.00
<input type="checkbox"/>	5-Year Base Care Warranty (84 Major Components Coverage)	1860.00
<input type="checkbox"/>	4-Year Base Care Warranty (84 Major Components Coverage)	1840.00
<input type="checkbox"/>	3-Year Base Care Warranty (84 Major Components Coverage)	1820.00

Total Price \$29,854.00 ea

MODELS

WHEELS

STANDARD FEATURES

EXPLORER



18" Painted Aluminum
Standard: Explorer, XLT FWD



18" 5-Spoke Painted Aluminum
Standard: XLT 4WD
Optional: XLT FWD with
3.5L Ti-VCT V6 engine

Mechanical

- 6-speed SelectShift[®] automatic transmission with paddle shifters
- Brakes – 4-wheel disc Anti-Lock Brake System (ABS), panic brake assist and electronic brakeforce distribution (EBD)
- Compact spare wheel and tire
- Front and rear stabilizer bars
- Steering – Electric power-assisted
- Suspension – Front: independent MacPherson strut, rear: independent multilink
- Trailer sway control

Exterior

- Bodyside cladding – Black
- Bumpers – Body-color top with black bottom
- Configurable daytime running lamps
- Easy Fuel[®] capless fuel filler
- Headlamps – Halogen reflector high-beam
- Headlamps – LED low-beam
- Rear spoiler – Body-color
- Rear-window defroster
- Roof-mounted antenna
- Taillamps – LED
- Wheel lip moldings – Black
- Windows – Privacy glass (rear doors, rear quarter windows and liftgate window)
- Wipers – Front: speed-sensitive, variable-intermittent with washer, rear: 2-speed with washer

Driver-Assist Technology

- Autolamp
- Hill start assist

Seating

- Front – Bucket seats
- Rear – 2nd-row 60/40 split fold-flat seat with fore/aft adjustable 40 section
- Rear – 3rd-row 50/50 split fold-flat seat
- 4-way adjustable front head restraints

Safety & Security

- Airbags – Personal Safety System[™] for driver and front passenger includes dual-stage front airbags¹, safety belt pretensioners, safety belt energy-management retractors, safety belt usage sensors, driver's seat position sensor, crash severity sensor, restraint control module and Front-Passenger Sensing System
- Airbags – Front-seat side¹
- Airbag – Glove-box-door-integrated knee¹
- Airbags – Safety Canopy[®] System with side-curtain airbags¹ and rollover sensor
- AdvanceTrac[®] with RSC[®] (Roll Stability Control[™]) and Curve Control
- Battery saver with headlamps-off delay
- Belt-Minder[®] front safety belt reminder
- Child-safety rear door locks
- Front height-adjustable shoulder safety belts
- Individual Tire Pressure Monitoring System (excludes spare)
- LATCH – Lower Anchors and Tether Anchors for Children (2nd-row outboard and 3rd-row passenger-side seating positions)
- MyKey[®]
- Rear view camera with backup assist grid lines and washer
- Remote Keyless Entry System with integrated keyhead transmitter remotes (2)
- SecuriLock[®] Passive Anti-Theft System
- SOS Post-Crash Alert System[™]

Interior

- Accessory delay for power features
- Cabin air filter
- Cargo floor tie-down hooks
- Cargo net hooks
- Center console – 1st-row full center with armrest and storage
- Climate control – Air conditioning with auxiliary rear controls
- Cruise control
- Cupholders (10)
- Displays – Outside temperature and compass
- Grab handles – Front-passenger (1) and B-pillar (2)
- Illuminated Entry System
- Lighting – 1st-, 2nd- and 3rd-row dome/map lights
- Locking glove compartment
- Locks – Power door with autolock
- Overhead console with sunglasses holder
- Power outlets – 12-volt powerpoints (2 in 1st row, 1 in 2nd row and 1 in rear cargo area)
- Shifter knob – Leather-wrapped
- Steering wheel-mounted cruise, audio and 5-way controls
- Visors – Adjustable driver and front-passenger with covered and illuminated vanity mirrors
- Windows – Power with front one-touch-up/-down feature

XLT



20" Polished Aluminum
Optional: XLT 201A and 202A with 3.5L Ti-VCT V6 engine, Limited 300A and 301A



20" Premium Painted Aluminum
Standard: Limited

LIMITED



20" 10-Spoke Magnetic-Painted Aluminum
Included: XLT Sport Appearance Package



20" Machined Aluminum with Magnetic-Painted Pockets
Standard: Sport

SPORT



20" Bright-Machined Aluminum with Tarnished Dark-Painted Pockets
Standard: Platinum

PLATINUM



¹Always wear your safety belt and secure children in the rear seat.

BUILD YOUR EXPLORER

S : Standard O : Optional P : Package Content

EXPLORER	XLT	LIMITED	SPORT	PLATINUM	
S	S	O			Mechanical
O	O	S			3.5L Ti-VCT V6 engine
			S	S	2.3L EcoBoost® I-4 engine ¹ (includes 72-amp-hr battery)
					3.5L EcoBoost V6 engine
			S	S	Axle – Rear, 3.39 non-limited-slip ¹ (3.5L Ti-VCT with FWD)
			S	S	Axle – Rear, 3.16 non-limited-slip
			S	S	Axle – Rear, 3.51 non-limited-slip ¹ (2.3L EcoBoost with 4WD)
			S	S	Axle – Rear, 3.36 non-limited-slip ¹ (2.3L EcoBoost with FWD)
			S	S	Axle – Rear, 3.65 non-limited-slip ¹ (3.5L Ti-VCT with 4WD)
			S	S	Front-wheel drive (FWD)
O	O	O	S	S	Intelligent 4WD with Terrain Management System™ and Hill Descent Control™ (includes front recovery hooks) ¹
S					Battery – 58-amp-hr
	S	S	S	S	Battery – 72-amp-hr ¹
	S	S	S	S	Brakes – Heavy-duty front and rear calipers
			S		Suspension – Sport-tuned
					Driver-Assist Technology
		O	O	S	Adaptive cruise control and forward collision warning with brake support ¹
		P	S	S	Enhanced Active Park Assist System with Parallel Parking, Park Out Assist, Reverse Perpendicular Parking, and Forward and Side Sensing Systems
	P	S	S	S	Forward Sensing System
		S	P	S	Front 180-degree camera with washer
		P	S	S	Lane-Keeping System
		S	S	S	Reverse Sensing System
S	S				SYNC® Enhanced Voice Recognition Communications and Entertainment System with 4.2" color LCD screen in center stack, 911 Assist® AppLink™ and 1 smart-charging USB port
	P	S	S	S	SYNC 3 Enhanced Voice Recognition Communications and Entertainment System with 8" color LCD capacitive touchscreen in center stack with swiping capability, 911 Assist, AppLink and 2 smart-charging USB ports ¹
		P	S	S	Wipers – Rain-sensing windshield
					Seating
S					Front – 8-way power driver's seat with manual lumbar
	S	S	S		Front – 10-way power driver's seat including power lumbar
S					Front – 4-way manual passenger seat
	S				Front – 6-way power passenger seat with manual lumbar
	P	S	S		Front – 10-way power passenger seat including power lumbar
		P	S		Front – Multicontour seats with Active Motion®
		S	P	S	Front – Driver's seat memory feature
	P	S	S		Front – Heated
		S	P	S	Front – Heated and cooled
		S	S		Rear – Heated 2nd-row outboard seats
		S	S	S	Rear – PowerFold® 3rd-row seat
		O			Rear – 2nd-row bucket seats ¹
		O	O	O	Rear – 2nd-row heated bucket seats with power-assist fold feature

EXPLORER	XLT	LIMITED	SPORT	PLATINUM	
S	S				Trim – Cloth
	P	S			Trim – Leather-trimmed
			S		Trim – Leather-trimmed with red accent stitching and perforated inserts
			S		Trim – Premium leather-trimmed with quilted and perforated inserts
		S	S	S	2nd-row fold-down center armrest with 2 cupholders
		O	O	O	2nd-row center console (requires 2nd-row bucket seats) ¹
					Interior
S	S				AM/FM stereo/single-CD player with MP3 capability and 6 speakers
		S	S		Audio System from Sony® with HD Radio™ Technology
		P	S		500-watt Audio System from Sony with Clear Phase™ and Live Acoustics™ technology
O	S	S	S	S	SiriusXM® Satellite Radio with 6-month trial subscription
	P	S	S	S	Voice-activated Navigation System with pinch-to-zoom capability, and integrated SiriusXM Traffic and Travel Link® with 5-year subscription
		S	P	S	Ambient lighting
		S	S	S	Cargo net
			S		Center console – Leather-wrapped lid
S	S				Climate controls – Single-zone manual
	P	S	S	S	Climate controls – Dual-zone electronic automatic temperature control ¹
	S				Display – 4.2" configurable color LCD screen in instrument cluster
	P	S	S	S	Displays – Dual 4.2" configurable color LCD screens in instrument cluster ¹
	S				Door trim – Dark Galvano appliqué
	S				Door trim – Galvano appliqué
		S			Door trim – Multipiece satin chrome and Rosewood film appliqué
		S			Door trim – Multipiece satin chrome and carbon sport appliqué
		S			Door trim – Multipiece real aluminum and real Brown Ash Swirl wood appliqué
			S		Door trim – Quilted inserts
S	S				Door-sill scuff plates – Front, with embossed "EXPLORER" logo
		S			Door-sill scuff plates – Front, with bright "EXPLORER" logo
		S	S		Door-sill scuff plates – Front, with illuminated "EXPLORER" logo
	O	O	O	O	Dual Headrest DVD by INVISION™1,2
O	O	O	O	O	Flooring – Floor liners
S	S	S			Flooring – 1st- and 2nd-row carpeted floor mats
		S			Flooring – 1st- and 2nd-row carpeted floor mats with Sport badging
		S			Flooring – 1st- and 2nd-row premium carpeted floor mats with Platinum badging
	S	S	S	S	Ignition – Intelligent Access with push-button start
	P	S	S	S	Ignition – Remote Start System ¹
			S		Instrument cluster – All digital
S					Instrument panel – Dark Galvano appliqué
	S				Instrument panel – Galvano appliqué
		S			Instrument panel – Multipiece satin chrome and Rosewood film appliqué

EXPLORER	XLT	LIMITED	SPORT	PLATINUM	
			S		Instrument panel – Multipiece satin chrome and carbon sport appliqué
			S		Instrument panel – Multipiece real aluminum and real Brown Ash Swirl wood appliqué
O	O	O	O	O	Interior cargo cover
		S			Leather-wrapped instrument panel top, center console lid, and door armrests and rollovers
	P	S	S	S	Mirror – Auto-dimming rearview ¹
S	S				Mirror – Manual day/night rearview
		S	P	S	Power-adjustable pedals with memory
		S	P	S	Power outlet – 110-volt converter
		S	P	S	Power outlets – Dual 2nd-row smart-charging USB ports
O	O	O	O	O	Rear cargo well protector
S	S				Steering column – Manual-tilt/-telescoping
	S	P	S	S	Steering column – Power-tilt/-telescoping
	S				Steering wheel – Black urethane
	S	S	S		Steering wheel – Black leather-wrapped
		S			Steering wheel – Black leather-wrapped with real Brown Ash Swirl wood accent and unique stitching
	P	S	S	S	Steering wheel – Heated
		S	P	S	Universal garage door opener
					Exterior
	S	S			Bodyside cladding inserts – Chrome with "EXPLORER" script
		S			Bodyside cladding inserts – High-gloss black
		S			Bodyside cladding inserts – Satin chrome with "EXPLORER" script
S					Door handles – Black
	S				Door handles – Body-color
		S			Door handles – Chrome
		S			Door handles – High-gloss black
		S			Door handles – Satin chrome
S	S	S			Exhaust tips – Dual bright
		S	S		Exhaust tips – Dual fascia-integrated bright
S					Grille – Dark Foundry-painted with chrome bars
		S			Grille – Foundry Gray-painted with chrome bars
		S			Grille – Bright silver-painted with chrome bars
		S			Grille – High-gloss black-painted
		S			Grille – Unique satin chrome
		P	S		Headlamps – Automatic high beam
		S			Headlamps – Blackout treatment
	S	S	S	S	Headlamps – LED signature lighting
	S	S	S	S	Fog lamps – LED
	S	S	S		Liftgate – Chrome appliqué
			S		Liftgate – High-gloss black appliqué
			S		Liftgate – Satin chrome appliqué
	P	S	S	S	Liftgate – Hands-free foot-activated ¹
S					Mirrors – Power sideview with integrated blind spot mirrors and black mirror caps

¹Restrictions may apply. See your dealer for details. ²Ford Licensed Accessory.

BUILD YOUR EXPLORER

S : Standard O : Optional P : Package Content

ENGINES/EPA-ESTIMATED RATINGS⁴

EXPLORER	XLT	LIMITED	SPORT	PLATINUM	
	S		S		Exterior (continued)
			S		Mirrors – Power, heated sideview with integrated blind spot mirrors, LED turn signal indicators, security approach lamps and high-gloss black mirror caps
			S		Mirrors – Power-folding, heated sideview with autofold, LED turn signal indicators, security approach lamps, driver's side memory and body-color mirror caps
			S		Mirrors – Power-folding, heated sideview with autofold, LED turn signal indicators, security approach lamps, driver's side memory and satin chrome mirror caps
	O	O	O	S	Moonroof – Twin-panel ¹
	S	S	S	S	Perimeter alarm
O	O	O	O	O	Rear bumper protector
S	P				Roof rack – Black side rails
	S				Roof rack – Silver side rails
		S			Roof rack – Chrome side rails
			S		Roof rack – High-gloss black side rails
			S		Roof rack – Satin chrome side rails
O	O	O	O	O	Roof rack – Crossbars
O	O	O	O	O	Running boards – Black ^{1,2}
	S	S	S	S	SecuriCode™ invisible keypad
S					Skid plates – Black front and rear elements
	S	S			Skid plates – Silver-painted front and rear elements
			S		Skid plates – High-gloss black front and rear elements
			S		Skid plates – Sterling silver-painted front and rear elements
O	O	O	O	O	Splash guards
	P				Sterling Gray "EXPLORER" hood lettering
	S				Taillamps – Blackout treatment
S	S				Tires – P245/60R18 all-season BSW
		S	S	S	Tires – P255/50R20 all-season BSW
			O		Tires – P265/45ZR20 summer-only tires ^{1,3}
		S	P	S	Windows – Remote control front (and moonroof, when equipped)
	O	O	O	O	Wheel lock kit ¹
					Safety & Security
O	O	P	P	S	Inflatable safety belts in 2nd-row outboard seating positions

EXPLORER	XLT	LIMITED	SPORT	PLATINUM	
					Equipment Groups & Packages
	O				Equipment Group 201A – Premium Audio System with 9 speakers + dual-zone electronic automatic temperature control + Remote Start System + 10-way power front-passenger seat + hands-free foot-activated liftgate + Driver Connect Package includes SYNC 3 Enhanced Voice Recognition Communications and Entertainment System with 8" color LCD capacitive touchscreen in center stack with swiping capability, 911 Assist, AppLink and 1 smart-charging USB port, 2 driver-configurable 4.2" color LCD screens in instrument cluster, auto-dimming rearview mirror, and 2nd-row smart-charging USB port
	O				Equipment Group 202A – Includes all content of 201A + Forward Sensing System + heated steering wheel + Comfort Package includes leather-trimmed seating surfaces and heated 1st-row seats
		O			Equipment Group 301A – Enhanced Active Park Assist System with Parallel Parking, Park Out Assist, Reverse Perpendicular Parking, and Forward and Side Sensing Systems + Lane-Keeping System + rain-sensing windshield wipers + auto high beams + 1st-row multicontour bucket seats with Active Motion + BLIS Plus Inflatable Rear Safety Belt Package
			O		Equipment Group 303A – Includes all content of 301A + Intelligent 4WD with Terrain Management System™ and Hill Descent Control (includes front recovery hooks) + 3.51 rear-axle ratio
				O	Equipment Group 401A – Power-adjustable pedals with memory + power-tilt/-telescoping steering column + heated and cooled 1st-row seats + front 180-degree camera with washer + ambient lighting + universal garage door opener + power-folding, heated sideview mirrors with autofold, LED turn signal indicators, security approach lamps, driver's side memory and high-gloss black mirror caps + driver's seat memory feature + 110-volt power outlet + dual 2nd-row smart-charging USB ports + 500-watt Audio System from Sony with Clear Phase and Live Acoustics technology + BLIS Plus Inflatable Rear Safety Belt Package
			O	O	BLIS Plus Inflatable Rear Safety Belt Package¹ includes BLIS (Blind Spot Information System) with cross-traffic alert, inflatable safety belts in 2nd-row outboard seating positions, and auto-dimming feature on driver's sideview mirror
	O	O	O		Class II Trailer Tow Package¹ includes class II trailer hitch receiver and 4-pin wiring harness (requires 2.3L EcoBoost engine)
	O	O	O	S	Class III Trailer Tow Package¹ includes class III trailer hitch receiver, engine oil cooler and 7-/4-pin wiring harness (requires 3.5L engine)
			O		Cold Weather Package¹ includes heated 1st-row seats, heated steering wheel and Forward Sensing System
	O	O	O	O	Smoker's Package includes ash cup/coin holder with lighter element
			O		XLT Sport Appearance Package¹ (n/a with 2.3L EcoBoost I-4 engine) includes Ebony Black leather-trimmed seats with Dark Earth Gray Miko® sueded cloth inserts and contrasting stitching; Dark Earth Gray door-trim panel inserts with Amber stitching; Black bodyside cladding with Magnetic-painted accents; Black roof-rack side rails; 20" 10-spoke Magnetic-painted aluminum wheels; Magnetic-painted grille bars, sideview mirror caps and liftgate appliques; Magnetic-painted front and rear skid-plate elements; "EXPLORER" hood lettering; and 1st- and 2nd-row floor mats with unique badging
			O		XLT Technology Feature Bundle¹ includes voice-activated Navigation System with integrated SiriusXM Traffic and Travel Link with 5-year subscription, BLIS (Blind Spot Information System) with cross-traffic alert, and auto-dimming driver's sideview mirror

3.5L Ti-VCT V6

 290 hp @ 6,500 rpm
 255 lb.-ft. of torque @ 4,000 rpm
 6-speed SelectShift automatic
 FWD 17 city/24 hwy/20 combined mpg
 4WD 16 city/23 hwy/19 combined mpg

2.3L EcoBoost® I-4

 280 hp @ 5,600 rpm⁵
 310 lb.-ft. of torque @ 3,000 rpm⁵
 6-speed SelectShift automatic
 FWD 19 city/27 hwy/22 combined mpg
 4WD 18 city/25 hwy/21 combined mpg

3.5L EcoBoost V6

 365 hp @ 5,500 rpm⁵
 350 lb.-ft. of torque @ 3,500 rpm⁵
 6-speed SelectShift automatic
 4WD 16 city/22 hwy/18 combined mpg

DIMENSIONS

Exterior	
Wheelbase	112.8"
Length	198.3"
Height	70.0"
Width – Excluding mirrors	78.9"
Width – Including mirrors	90.2"
Width – Mirrors folded	82.5"
Liftover height	31.1"
Interior	1st/2nd/3rd Row
Head room	41.4"/40.6"/37.8"
Leg room	42.9" (max.)/39.5"/33.3"
Hip room	57.3"/56.8"/40.7"
Shoulder room	61.5"/61.0"/50.8"
Capacities (cu. ft.)	
Passenger volume	151.5
Cargo volume behind 1st row	81.7
Cargo volume behind 2nd row	43.9
Cargo volume behind 3rd row ⁶	21.0
Fuel tank (gal.)	18.6
Max. towing (lbs.) ⁷	5,000

¹Restrictions apply. See your dealer for details. ²Late availability. ³Ford does not recommend using summer tires when temperatures drop to approximately 45°F or below (depending on tire wear and environmental conditions) or in snow/ice conditions. If the vehicle must be driven in these conditions, Ford recommends using all-season or snow tires. ⁴Actual mileage will vary. ⁵Horsepower and torque ratings achieved with 93-octane fuel. ⁶Including rear seat well. ⁷Maximum weight shown is for properly equipped vehicle with required equipment and a 150-lb. driver. Weight of additional options, equipment, passengers and cargo must be deducted from this weight. For additional information, see your Ford Dealer.

EXTERIOR & INTERIOR CHOICES

Exterior	EXPLORER	XLT	LIMITED	SPORT	PLATINUM
White Platinum Metallic Tri-coat ¹		2 3 4 5 6	7 8	9	10 11
Oxford White	1	2 3 4 5 6			
Ingot Silver ²	1	2 3 4 5 6	7 8	9	10 11
Smoked Quartz Metallic Tinted Clearcoat ¹		2 3 4 5 6	7 8	9	10 11
White Gold ²		2 3 4 5 6	7 8		10 11

Exterior	EXPLORER	XLT	LIMITED	SPORT	PLATINUM
Canyon Ridge ²		2 3 4 5 6	7 8		10 11
Ruby Red Metallic Tinted Clearcoat ¹	1	2 3 4 5 6	7 8	9	10 11
Blue Jeans ²	1	2 3 4 5 6	7 8	9	10 11
Magnetic ²		2 3 4 5 6	7 8	9	10 11
Shadow Black	1	2 3 4 5 6	7 8	9	10 11



White Platinum Metallic Tri-coat



Oxford White



Ingot Silver



Smoked Quartz Metallic Tinted Clearcoat



White Gold



Canyon Ridge



Medium Light Camel Cloth 2



Medium Light Camel Leather 4



Ebony Black Leather with Dark Earth Gray Miko® Sueded Cloth Inserts 6



Ebony Black Leather with Perforated Inserts 8



Medium Soft Ceramic Premium Leather with Quilted and Perforated Inserts 10




Ruby Red Metallic Tinted Clearcoat



Blue Jeans




Magnetic



Shadow Black



Medium Light Camel Cloth 1



Ebony Black Cloth 3



Ebony Black Leather 5



Medium Light Camel Leather with Perforated Inserts 7



Ebony Black Leather with Perforated Inserts and Red Stitching 9



Ebony Black Premium Leather with Quilted and Perforated Inserts 11

Colors are representative only. See your dealer for actual paint/trim options. ¹Additional charge. ²Metallic.



FORD ACCESSORIES

Limited in Ingot Silver accessorized with smoked hood and side window deflectors, molded splash guards, running boards, roof crossbars, and roof-mounted bike carrier by THULE[®]

Exterior

- Full vehicle cover¹
- Hood and side window deflectors
- Hood badge
- Hood protector²
- Locking fuel plug
- Racks and carriers¹
- Rear bumper protector
- Rear fascias
- Roof crossbars
- Running boards
- Splash guards
- Sports tent³
- Trailer towing capability⁴

Interior

- Ash cup/coin holders
- Cargo area protector (A)
- Cargo organizers and protectors
- Carpeted floor mats
- First aid and roadside assistance kits¹
- Floor liners (B)
- Interior light kit
- Interior rear consoles
- In-vehicle safe¹
- Protective seat covers¹
- Tablet cradle¹

Electronics

- Dual headrest DVD¹ (C)
- Keyless entry keypad
- Remote Access (D)
- Remote start systems
- Vehicle Security System
- Warning sensor systems¹

Wheels

- Wheel lock kits



New Vehicle Limited Warranty. We want your Ford Explorer ownership experience to be the best it can be. Under this warranty, your new vehicle comes with 3-year/36,000-mile bumper-to-bumper coverage, 5-year/60,000-mile Powertrain Warranty coverage, 5-year/60,000-mile safety restraint coverage, and 5-year/unlimited-mile corrosion (perforation) coverage -- all with no deductible. Please ask your Ford Dealer for a copy of this limited warranty.

Roadside Assistance. Covers your vehicle for 5 years or 60,000 miles, so you have the security of knowing that help may be only a phone call away should you run out of fuel, lock yourself out of the vehicle or need towing. Your Ford Dealer can provide complete details on all of these advantages.

Ford Credit. Get the ride you want. Whether you plan to lease or finance, you'll find the choices that are right for you at Ford Credit. Ask your Ford Dealer for details or check us out at fordcredit.com.

Ford Protect Extended Service Plans. Whether you purchase or lease your Ford vehicle, insist on genuine Ford Protect extended service plans. Ford Protect has a variety of plans to give you peace-of-mind protection whether you want vehicle component or maintenance coverage. Plus, they are fully backed by Ford and honored at all Ford dealerships in the U.S., Canada and Mexico. When you visit your dealer, insist on genuine Ford Protect extended service plans.

Insurance Services. Get Ford Motor Company quality in your auto insurance. Our program offers industry-leading benefits and competitive rates. Call 1-877-367-3847, or visit us at fordvip.com for a no-obligation quote. Insurance offered by American Road Services Company (in CA, American Road Insurance Agency), a licensed agency and subsidiary of Ford Motor Company.

Ford Original Accessories. They're warranted for whichever provides you the greatest benefit: 24 months/unlimited mileage, or the remainder of your Bumper-to-Bumper 3-year/36,000-mile New Vehicle Limited Warranty. Ford Licensed Accessories (FLA) are warranted by the accessory manufacturer's warranty. FLA are designed and developed by the accessory manufacturer and have not been designed or tested to Ford Motor Company engineering requirements. Contact your Ford Dealer for details and/or a copy of all limited warranties.

"HD Radio" and the HD Radio logo are proprietary trademarks of iBiquity Digital Corporation. INVISION is a trademark of VOXX International Corporation. iPhone and Siri are trademarks of Apple Inc., registered in the U.S. and other countries. Miko is a registered trademark of Miko s.r.l. PANDORA, the PANDORA logo, and the Pandora trade dress are trademarks or registered trademarks of Pandora Media, Inc. Used with permission. SiriusXM services require a trial subscription, sold separately by SiriusXM after trial period. Fees and taxes apply. All fees and programming subject to change. Sirius satellite service is available only to those in the 48 contiguous USA, D.C. and PR (with coverage limitations). Our Internet radio service is available throughout our satellite service area and in AK and HI. Some channels not available in all lineups. Sirius, XM and all related marks and logos are trademarks of Sirius XM Radio Inc. Sony is a registered trademark, and Clear Phase and Live Acoustics are trademarks, of the Sony Corporation. THULE is a registered trademark of Thule Sweden AB. Wi-Fi[®] is a registered trademark of the Wi-Fi Alliance.⁵

Comparisons based on competitive models (class is Large Utilities based on Ford segmentation), publicly available information and Ford certification data at time of release. Vehicles may be shown with optional equipment. Features may be offered only in combination with other options or subject to additional ordering requirements/limitations. Dimensions shown may vary due to optional features and/or production variability. Information is provided on an "as is" basis and could include technical, typographical or other errors. Ford makes no warranties, representations, or guarantees of any kind, express or implied, including but not limited to, accuracy, currency, or completeness, the operation of the information, materials, content, availability, and products. Ford reserves the right to change product specifications, pricing and equipment at any time without incurring obligations. Your Ford Dealer is the best source of the most up-to-date information on Ford vehicles.

¹Ford Licensed Accessory.



October 11, 2017

City of Novi
Attn: Mike Rhatigan
45175 W. Ten Mile Road
Novi, MI 48375

Attn: Mike Rhatigan:

Price on 2018 Vehicle State of Michigan Contract# 071B1300009 and Macomb County Contract# 71-15 Bid:

2018 Ford F250 Crew Cab 4x4 Pickup 6 ¾' Box in Red **\$29,854.00 ea**

Standard Service Contract: 36,000 miles or 36 months factory Bumper to Bumper Warranty and 60,000miles 60 months Powertrain Warranty . Service to be handled by your local Ford Dealer.

Order Cutoff Date: October 31st, 2017.

Ford Motor Company does not guarantee delivery---Ford Motor Company will make reasonable efforts to schedule orders received prior to fleet order cut-off date.

Payment requirements: All departments to pay on delivery of vehicle. 30-day grace period will be given if previous arrangements have been made. A \$9.50 per day floor plan will be charged if payment is not at the dealership within 30 days of delivery of the vehicle (s).

If you have any questions please call me, 888-92-FLEET (923-5338)

Respectfully Submitted,

Bill Campbell

Bill Campbell
Government & Fleet Sales

Macomb#71-15 T.4, T.5, T.6, T.7, T.8, T.9
2018 F-250 Reg. Cab,
SuperCab, Crew Cab
Major Standard Equipment

MECHANICAL

- Brakes – Four-Wheel Disc Anti-lock Brake System
- Engine 6.2L 2 Valve Gas SOHC EFI NA V8 (Flex-Fuel)
- Fuel Tanks
 - 29 Gallon (Diesel Engine) — 142" or 148" Wheelbase
 - 34 Gallon (Diesel Engine) — 160" or 164" Wheelbase
 - 34 Gallon (Gas Engine) — NA 176" Wheelbase
 - 48 Gallon (Gas and Diesel Engine) — 176" Wheelbase
- TorqShift-G six-speed automatic w/SelectShift®

EXTERIOR

- Bumpers – front & rear, black painted
- Doors
 - Two (Regular Cab only)
 - Four (SuperCab/Crew Cab only)
- Fender vents – front
- Front License Plate Bracket
- Glass – solar-tinted
- Grille – black painted
- Handles – door & tailgate, black
- Jack
 - 2-Ton mechanical (250/350 SRW)
- Lamps – pickup box and cargo area
- Moldings – tailgate and box-rail
- Tailgate – Removable w/key lock & Tailgate Lift Assist
- "Three-Blink" lane change signal
- Tow hooks – front, two (2)
- Trailer Sway Control
- Trailer Tow Package – 7-wire harness w/relays & 7/4 pin connector
- Tires-LT245/75R17E BSW A/S (5)
- Wheels F-250/F-350 SRW – 17" Argent Painted Steel w/painted hub covers/center ornaments
 - Spare tire, wheel, lock & carrier
- Windshield wipers – intermittent

INTERIOR/COMFORT

- 2.3" Productivity Screen in IP Cluster
- Air conditioning – manual, single zone
- Cabin Air Particulate Filter
- Convenience
 - Coat hooks – LH/RH color-coordinated
 - Dash top tray
 - Dome Lamp – LH/RH door activated & I/P switch operated w/delay
 - Handles, grab – driver & front-passenger
 - Handles, roof ride – front-passenger (also over rear-doors on Crew Cab)
 - Map lights – dual (front and rear w/Crew Cab)
 - Powerpoint, auxiliary
- Door-trim – armrest/grab handle & reflector
- Floor covering – Black, full length vinyl
- Headliner – color-coordinated cloth
- Hood release
- Horn – dual electric
- Instrumentation – Multi-function switch message center w/Ice Blue® Lighting
 - Instrument panel – color-coordinated w/dual glove box, 4 air registers w/positive shut off, powerpoint
 - Instrumentation – Multi-function switch message center w/Ice Blue® Lighting
 - Mirror – rearview 11.5" day/night
 - Outside Temperature Display
 - Overhead console w/dual storage bins and map lights (NA Regular Cab)

- Powerpoint – auxiliary two (2) in instrument panel
- Scuff plates – front, color-coordinated
- Seats – Front, HD vinyl, 40/20/40 split bench w/center armrest, cupholder and storage (manual lumbar – driver's side), front center-seat w/integrated restraint
- Steering – power
- Steering – damper
- Steering wheel – black vinyl with tilt and telescoping steering wheel/column: includes three (3) button message control
- Sun visors – color-coordinated vinyl, driver w/pocket, passenger w/uncovered mirror
- Window – Rear, fixed
- Windshield Wipers – intermittent

SAFETY/SECURITY

- AdvanceTrac® with RSC® (Roll Stability Control)
- Airbags
 - Driver and Passenger frontal and side airbag/curtain
 - Passenger side airbag deactivation switch
- Belt-Minder® (front safety belt reminder)
 - chime & flashing warning light on I/P if belts not buckled
- Child tethers (Regular Cab, front-passenger and all rear-seating positions)
- Center High-mounted Stop Lamp (CHMSL)
- Driver and passenger frontal and side airbag/curtain; passenger side deactivation Switch
- Headlamps – Quad beam jewel effect halogen
- Individual Tire Pressure Monitoring System
- Mirrors – manually telescoping two-way fold trailer tow with manual glass
- Safety belts – w/height adjustment D-ring
- Safety Canopy® System
- Securilock® Passive Anti-Theft System; includes MyKey® owner controls feature (PATS)
- SOS Post-Crash Alert System™
- Stationary Elevated Idle Control
- Underhood service light

DRIVER ASSIST

- AutoLamp (Auto On/Off Headlamps) with Rainlamp Wiper Activated Headlamps
- Hill Start Assist
- Rear View Camera

FUNCTIONAL

- Audio – AM/FM stereo (speakers; four (4) w/Reg. Cab, six (6) w/Super and Crew Cabs)
- Axle
 - Twin I-beam front axle w/coil spring suspension (narrow front track) – 4x2 (F-250 and F-350)
 - Mono-beam front axle w/coil spring suspension (narrow front track) – 4x4 (F-250 and F-350)
 - Rear – Non-Limited-Slip (F-250/F-350)
- Battery
 - Gas engine – 650-CCA, 72-AH (XL only)
 - Diesel engine – 750-CCA, 78-AH, dual (6.7L Power Stroke® Diesel engine)
- Electronic Shift on the fly 4x4
- Heavy-Duty Alternator (157 AMP)
- Intelligent Oil-Life Monitor® (6.7L Power Stroke® Diesel engine)
- Oil minder system (6.2L Gas engine)
- Shock absorbers – heavy-duty gas
- Stabilizer bar – front

9950# GVWR Regular Cab 8 Ft. Box, 142"WB, 10000# GVWR

[] Base Price 4x2 (F2A/600a), (T.4)	\$21,095.00
[] Base Price 4x4 (F2B/600a), (T.6)	\$23,648.00
[] Base Price 4x4 (F2B/600a), (T.9) (6.7L Diesel Engine)	\$32,243.00

10000# GVWR SuperCab 6 3/4 Ft. SHORT Box, 148"WB, 10000# GVWR

[] Base Price 4x2 (X2A/600a)	\$23,314.00
[] Base Price 4x4 (X2B/600a), (T.7)	\$25,601.00

10000# GVWR SuperCab 8 Ft. Box, 164"WB, 10000# GVWR

[] Base Price 4x2 (X2A/600a), (T.5)	\$23,320.00
[] Base Price 4x4 (X2B/600a) (T.8)	\$25,781.00

10000# GVWR Crew Cab 6 3/4 Ft. SHORT Box, 160" WB, 10000# GVWR

[] Base Price 4x2 (W2A/600a)	\$24,720.00
[x] Base Price 4x4 (W2B/600a)	\$27,177.00

10000# GVWR Crew Cab 8 Ft. Box, 176" WB, 10000# GVWR

[] Base Price 4x2 (W2A/600a)	\$24,900.00
[] Base Price 4x4 (W2B/600a)	\$27,361.00

<u>Available Standard Options</u>	<u>Option</u>	<u>Price</u> <u>Reg.&Super/Crewcab</u>
[] 6.7L Power Stroke 4V Diesel V8 (B20)/TorqShift 6-Spd Auto.	99T/44W	8,595.00
[x] Seats, 40/20/40 Split Bench Cloth	1S	100.00/315.00
[] Seat, Vinyl High Back Buckets (Regular Cab only)	LS	355.00
[] Seats, Cloth High Back Buckets	4S	515.00/615.00
[] Tires, LT245/75Rx17E All-Terrain (5)	TBM	165.00
[x] Tires, LT265/70R17E OWL All-Terrain (4)(Spare is BSW)	TCD	455.00
[] CNG/LPG Prep Fuel Capable Engine	98F	315.00
[] Engine Idle Shutdown (avail. w/6.7L diesel Only)	63T	250.00
[] Operator Commanded Regeneration (OCR) (6.7L Diesel Only)	98R	250.00
[x] Power Windows, Locks, Heated Mirrors, and Remote	90L/54K	915.00/1125.00cc
Keyless Entry		
[] Powercode Remote Start System(Req. Power Equip. Grp.)	76S	195.00
[] Dual Alternators, Diesel only (total of 377 amps)	67B	115.00
[x] Extra-Extra Heavy Duty Alternator 240 amp (Gas Engine Only)	67E	85.00
[x] Dual Batteries (78 Amp.) (Gas Engine Only)	86M	210.00
[x] 110V/400W Outlet	43C	75.00
[] Keys Extra (Regular) \$75.00 x __=	Sig	75.00 ea
[] Keys Extra (With Power Group) \$220.00 x __=	Sig	220.00 ea
[x] Trailer Brake Controller	52B	270.00
[] Transmission Power Take-Off Provision, Diesel Only	62R	280.00
[x] Cab Steps Molded Black	18B	320.00/370.00
[] Privacy Glass with Heated Backlight/Rear Window Defrost	43B/924	90.00
[x] Reverse Vehicle Aid Sensor	76R	245.00
[] Roof Clearance Lights	592	80.00
[] Tailgate Step, Incl. Tailgate Assist, Step & Handle	85G	375.00
[] AM/FM w/Single CD/MP3 Player/Clock w/4 speakers	585	275.00
[] Speed Control	525	235.00

<input checked="" type="checkbox"/>	Upfitter Switches (6) located in overhead console)	66S	165.00
<input type="checkbox"/>	Upfitter Interface Module	18A	295.00
<input type="checkbox"/>	9900 GVWR Package	68D	100.00
<input type="checkbox"/>	4x4 Off-Road Pkg (Incl.Skid Plates, E-Locking Axle & AT Tires)	17X/X3E/TBM	950.00
<input type="checkbox"/>	Snow Plow Prep Package(N/A with 67H)	473	85.00
<input type="checkbox"/>	Camper Package	471	160.00
<input type="checkbox"/>	Snow Plow/Camper Package	47B	245.00
<input checked="" type="checkbox"/>	Suspension Package, Heavy Service(N/A with 473)	67H	125.00
<input type="checkbox"/>	XL Decor Group (Chrome front and rear step bumper, Bright chrome hub covers and center ornaments)	17F	220.00
<input type="checkbox"/>	XL Value Pkg (Chrome front and rear step bumper, AM/FM Stereo/Single CD w/4 Speakers, Bright chrome hub covers and center ornaments, & Cruise Control	96V	720.00
<input type="checkbox"/>	XL Value Pkg with SYNC System (All of the above listed & SYNC Entertainment & Bluetooth Technology System)	96V/91M	1085.00
<input type="checkbox"/>	Pickup Box Delete(8' box only)	66D	(465.00)
<input type="checkbox"/>	Rearview Camera Prep Kit for Box Delete (Includes Loose Camera, Wiring Bundle, and Electrochromic Mirror w/Video Display)	872	470.00
<input type="checkbox"/>	Heavy Service Package for Pickup Box Delete Only	63R	125.00
<input type="checkbox"/>	Spare Tire & Rim (for Box delete only)	512	295.00
<input type="checkbox"/>	Axle, Electronic Locking	X3_	390.00
<input checked="" type="checkbox"/>	Daytime running Lights	942	45.00
<input checked="" type="checkbox"/>	Skid Plate Package	41P	100.00
<input type="checkbox"/>	Box Link Cleats	66B	75.00
<input type="checkbox"/>	Drop in Plastic Bedliner	85L	350.00
<input checked="" type="checkbox"/>	Tough Bed(Spray-in-bedliner)	85S	495.00
<input type="checkbox"/>	Bed Mat(N/A w/85S Tough Bed Spray-in-Bedliner)	85M	180.00
<input checked="" type="checkbox"/>	Splash Guards/Mud Flaps	61S/62S	130.00
<input checked="" type="checkbox"/>	Wheel Well Liner	61M	180.00
<input checked="" type="checkbox"/>	Exterior Backup Alarm	76C	140.00
<input type="checkbox"/>	LED Box Light	66L	60.00
<input type="checkbox"/>	LED Warning Strobes-Amber	91S	655.00

Total Price \$31,707.00 ea

Colors for F-250

<u>Exterior Colors</u>	<u>Interior Steel (Grey)</u>
Race Red	[PQ] [x]
Blue Jeans Metallic	[N1] []
Ingot Silver Metallic	[UX] []
Shadow Black	[G1] []
Oxford White	[Z1] []
Magnetic Metallic	[J7] []
SPECIAL PAINT	
School Bus Yellow Add \$835.00	[84S53] []
Omaha Orange Add \$640.00	[W5684E] []

BAD, BADDER, BADDEST.

F-250

MAXIMUM CAPABILITIES¹

Towing: 18,600 lbs.
Payload: 4,200 lbs.
GVWR: 10,000 lbs.
GCWR: 25,700 lbs.

ENGINES

6.2L Gas V8
6.7L Power Stroke[®] V8 Turbo Diesel

DRIVETRAINS

Single Rear Wheel (SRW) 4x2 or 4x4

CAB TYPES

Regular Cab, SuperCab or Crew Cab

BOX LENGTHS

6¾' or 8'

F-350

MAXIMUM CAPABILITIES¹

Towing: 32,000 lbs.
BEST-IN-CLASS Payload: 7,630 lbs.
GVWR: 14,000 lbs.
GCWR: 40,000 lbs.

ENGINES

6.2L Gas V8
6.7L Power Stroke V8 Turbo Diesel

DRIVETRAINS

SRW or Dual Rear Wheel (DRW); 4x2 or 4x4

CAB TYPES

Regular Cab, SuperCab or Crew Cab

BOX LENGTHS

6¾' or 8'

F-450

MAXIMUM CAPABILITIES¹

BEST-IN-CLASS Towing: 32,500 lbs.
Payload: 5,320 lbs.
GVWR: 14,000 lbs.
BEST-IN-CLASS GCWR: 41,800 lbs.

ENGINE

6.7L Power Stroke V8 Turbo Diesel

DRIVETRAIN

DRW 4x4

CAB TYPE

Crew Cab

BOX LENGTH

8'



STANDARD FEATURES

Mechanical

Axle – Front, narrow-track, monobeam (F-250/F-350 4x4)
 Axle – Front, narrow-track, Twin-I-Beam (F-250/F-350 4x2)
 Axle – Front, wide-track, monobeam (F-450)
 Axle – Rear, 4.30 limited-slip (F-450)
 Axle – Rear, non-limited slip (F-250/F-350)
 Brakes – Power 4-wheel disc with Anti-Lock Brake System (ABS)
 Jack – 2-ton mechanical (SRW)
 Jack – 4-ton hydraulic (DRW)
 Manual locking hubs (4x4)
 Oil monitor – Intelligent Oil-Life Monitor® (diesel engine)
 Oil monitor – Oil-life minder (gas engine)
 Spare wheel, tire, lock and frame-mounted carrier
 Stabilizer bar – Front
 Stabilizer bar – Rear (DRW)
 Stationary Elevated Idle Control (SEIC)¹
 Steering – Hydraulic power-assisted
 Steering damper
 Suspension – Front, coil springs
 Suspension – Heavy-duty gas shock absorbers
 Suspension – Rear, leaf-spring
 Trailer sway control
 Trailer tow – 15K Built Ford Tough® trailer hitch receiver with 2.5" hitch and 2"-2.5" sleeve reducer (SRW with gas engine)
 Trailer tow – 21K Built Ford Tough trailer hitch receiver with 3" hitch and 2"-2.5" and 2.5"-3" sleeve reducers (SRW with diesel engine; DRW)
 Trailer tow – 7-wire harness with relays and 7-/4-pin connector (F-250/F-350)
 Trailer tow – 7-/4-pin connector, 4.30 limited-slip rear axle and 33,000-lb. GCWR (F-450)

Driver-Assist Technology

Autolamp with rainlamp
 Hill start assist

Seating

Rear – 60/40 split flip-up seat with head restraints (SuperCab and Crew Cab)

Interior

Cabin air filter
 Climate control – Air conditioning
 Coat hooks
 Dash-top tray
 Display – Outside temperature

Glove compartments – 2, illuminated and lockable
 Grab handles – Driver and front-passenger, and rear-passenger on Crew Cab
 Lighting – Dome light
 Lighting – Dual map lights (front on Regular Cab/SuperCab; and rear on Crew Cab)
 Overhead console with dual storage bins (SuperCab/Crew Cab)
 Power outlets – 12-volt powerpoint, 2 in instrument panel
 Windows – Rear quarter flip-out (SuperCab)

Exterior

Daytime running lamps – Configurable
 Doors – 2 (Regular Cab)
 Doors – 4 (SuperCab/Crew Cab)
 Front fender vents
 Front license plate bracket
 Lighting – 3-blink lane change signals
 Lighting – Center high-mounted stop lamp (CHMSL) with cargo lamp
 Lighting – LED roof marker/clearance lamps (DRW)
 Pickup box – Box rail and tailgate moldings
 Pickup box – Partitionable and stackable
 Pickup box – Tie-down hooks (4 with 6¾' box; 6 with 8' box)
 Tailgate – Removable with key lock and tailgate assist
 Tow hooks – Front, 2
 Underhood service lamp
 Windshield wipers – Variable-intermittent with washers

Safety & Security

Airbags – Driver and right-front-passenger front²
 Airbags – Front-seat side²
 Airbags – Front-passenger airbag deactivation switch (Regular Cab and SuperCab)
 Airbags – Safety Canopy® System with side-curtain airbags² and rollover sensor
 AdvanceTrac® with RSC® (Roll Stability Control™)
 Belt-Minder® front safety belt reminder
 Child-safety-seat top tether anchors (Regular Cab front passenger, and all rear-seat positions)
 Front height-adjustable shoulder safety belts
 Individual Tire Pressure Monitoring System (F-250/F-350, excludes spare)
 MyKey®
 SecuriLock® Passive Anti-Theft System
 SOS Post-Crash Alert System™

Engines

	6.7L Power Stroke® V8 Turbo Diesel	6.2L 2-Valve Gas V8 FFV
Configuration	OHV (32-valve)	SOHC
Electronic fuel injection	High-pressure common-rail	Sequential multi-port
Induction system	Single-sequential turbocharger; charged air cooler	Specially tuned
Battery	Dual 12-volt; 750-CCA/78-amp-hr	Single 12-volt; 650-CCA/72-amp-hr (XL) Single 12-volt; 750-CCA/78-amp-hr (XL/LARIAT/KING RANCH/PLATINUM)
Alternator	175-amp (XL/XLT) 220-amp (LARIAT/KING RANCH®/PLATINUM) Optional 220-amp (XL/XLT) Optional dual combined 332-amp Optional dual combined 377-amp	157-amp (XL/XLT) 220-amp (LARIAT/KING RANCH/PLATINUM)
Cooling system	Pressurized series flow	Pressurized series flow
Cylinders	8, aluminum heads	8, aluminum heads
Block material	Compacted graphite iron	Cast iron
Valve operation	Push rod/rocker arms	Roller-rocker shafts
Camshaft drive	Gear	Silent chain
Bore/stroke	3.90"/4.25"	4.02"/3.74"
Compression ratio	16.2:1	9.8:1
Horsepower @ rpm	440 @ 2,800	385 @ 5,750 ³
Torque lb.-ft. @ rpm	925 @ 1,800-2,000	430 @ 3,800
Recommended fuel	Ultra-low-sulfur diesel or B20 (containing 20% or less biodiesel)	Regular unleaded or E85; bi-fuel-capable CNG or propane autogas (requires upfit)

Transmissions

	TorqShift® 6-Speed SelectShift® Automatic with Tow/Haul Mode (F-250 with diesel engine and F-350/F-450)	TorqShift-G 6-Speed SelectShift Automatic with Tow/Haul Mode (F-250 gas engine only)
Case Material	Aluminum	Aluminum
PTO	Live-drive with stationary and mobile modes; split-shaft capability (diesel only); PTO port located on driver's side	n/a
Gear Ratios	1st 3.97:1 2nd 2.31:1 3rd 1.51:1 4th 1.14:1 5th 0.85:1 6th 0.67:1 Reverse 3.12:1	1st 4.17:1 2nd 2.34:1 3rd 1.52:1 4th 1.14:1 5th 0.87:1 6th 0.69:1 Reverse 3.40:1

Mechanical

Front Suspension

Axle (max. rating @ ground) – 5,250 lbs. (F-250/F-350 4x2); 6,000 lbs. (F-250/F-350 w/3.31 axle delete); 6,000 lbs. (F-250/F-350 4x4); 7,000 lbs. (F-450)
 Shock absorbers – 1.38" gas type

Rear Suspension

Axle (max. rating @ ground) – 6,200 lbs. (F-250); 7,280 lbs. (F-350 SRW); 9,650 lbs. (F-350 DRW/F-450)
 Shock absorbers – 1.38" gas type

Steering

Type – Hydraulic power-assisted with recirculating ball gear and damper
 Overall ratio – Variable

Brakes

Rotor diameter (front/rear) – 14.29"/14.29" (F-250/F-350); 15.39"/15.74" (F-450)

Wheels

Steel or aluminum
 Size – 17", 18" or 20" (F-250/F-350); 19.5" (F-450)
 Number of studs – 8 (F-250/F-350); 10 (F-450)
 Bolt-circle diameter – 6.69" (170-mm) SRW; 7.87" (200-mm) F-350 DRW; 8.86" (225-mm) F-450



6 auxiliary upfitter switches⁴ are mounted overhead, within easy reach of front-seat occupants.

Up to 6 power sources, including 12-volt powerpoints⁴ and 110-volt power outlets⁴ help you recharge your equipment easily. And the combined max. output of these outlets is increased to 400 watts in Park and 300 watts when driving.

¹Final-stage manufacturer must supply control switches. ²Always wear your safety belt and follow airbag warning label instructions. ³Certified to SAE J1349. ⁴Available feature.

TRIMS

S : Standard A : Available O : Optional

XL



XL Regular Cab cloth-trimmed interior in Dark Earth Gray with XL Value Package, 40/20/40 split front seat and available equipment.

XLT



XLT SuperCab cloth-trimmed interior in Medium Earth Gray with XLT Premium Package, 40/console/40 front bucket seats and available equipment.

LARIAT



LARIAT Crew Cab leather-trimmed interior in Medium Light Camel with 40/console/40 front bucket seats and available equipment.

KING RANCH

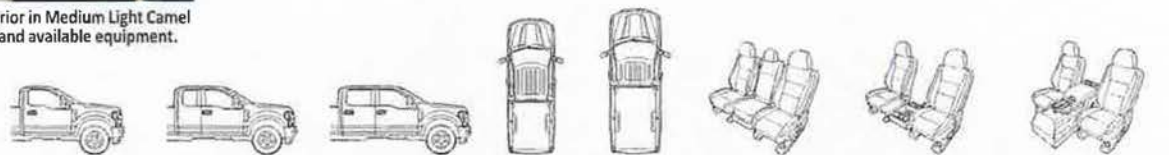


KING RANCH Crew Cab leather-trimmed interior in Mesa Brown with 40/console/40 front bucket seats and available equipment.

PLATINUM



PLATINUM Crew Cab leather-trimmed interior in Black with 40/console/40 front bucket seats and available equipment.



	Regular Cab	SuperCab	Crew Cab	6 3/4' Box Size	8' Box Size	40/20/40 split front seat	40/mini-console/40 front bucket seats	40/console/40 front bucket seats
XL	A	A	A	A	A	S	O	
XLT	A	A	A	A	A	S		O
LARIAT		A	A	A	A	O		S
KING RANCH			S	A	A			S
PLATINUM			S	A	A			S

BUILD YOUR SUPER DUTY

S : Standard O : Optional P : Package Content

XL	XLT	LARIAT	KING RANCH [®]	PLATINUM	
					Mechanical
S	S	S	S	S	6.2L SOHC 2-valve Gas V8 Flex Fuel E85-capable engine (n/a on F-450)
%	%	%	%	%	6.7L Power Stroke [®] V8 Turbo Diesel B20-capable engine with driver-controlled engine exhaust braking (standard on F-450)
S	S	S	S	S	TorqShift-G 6-speed SelectShift [®] automatic transmission with tow/haul mode (F-250 with gas engine)
S	S	S	S	S	TorqShift [®] 6-speed SelectShift automatic transmission with tow/haul mode (F-250 with diesel engine and F-350/F-450)
S	S	S	S	S	Axle – Rear, 3.31 non-limited-slip ¹ (SRW diesel engine)
%	%	%	%	%	Axle – Rear, 3.55 non-limited-slip ¹ (standard on F-350 DRW with diesel engine; optional on SRW 4x4 with diesel engine)
S	S	S	S	S	Axle – Rear, 3.73 non-limited-slip (F-250/F-350 with gas engine)
O	O	O	O	O	Axle – Rear, 3.55 limited-slip (F-350 DRW with diesel engine)
O	O	O	O	O	Axle – Rear, 3.73 limited-slip (F-350 DRW with gas engine)
O	O	O	O	O	Axle – Rear, 4.10 limited-slip (F-350 DRW with diesel engine)
O	O	O	O	O	Axle – Rear, 4.30 limited-slip (F-350 DRW with gas engine)
O	O	O	O	O	Axle – Rear, 3.31 electronic-locking ¹ (SRW with diesel engine)
O	O	O	O	O	Axle – Rear, 3.55 electronic-locking ¹ (SRW with diesel engine)
O	O	O	O	O	Axle – Rear, 3.73 electronic-locking (SRW with gas engine)
O	O	O	O	O	Axle – Rear, 4.30 electronic-locking (SRW with gas engine)
S	S				Alternator – 157-amp heavy-duty ¹ (gas engine)
S	S				Alternator – 175-amp heavy-duty ¹ (diesel engine)
O	O	S	S	S	Alternator – 200-amp extra-heavy-duty ¹ (gas engine)
O	O	S	S	S	Alternator – 220-amp extra-heavy-duty ¹ (diesel engine)
O	O	O	O	O	Alternator – 240-amp extra-extra-heavy-duty ¹ (gas engine)
O	O	O	O	O	Alternator – Dual heavy-duty, 332-amp total ¹ (diesel engine)
O	O	O	O	O	Alternator – Dual extra-heavy-duty, 377-amp total ¹ (diesel engine)
S					Battery – 650-CCA, 72-amp-hr, single (gas engine)
S	S	S	S	S	Battery – 750-CCA, 78-amp-hr, single (gas engine)
%	%	%	%	%	Battery – 750-CCA, 78-amp-hr, dual (standard with diesel engine; optional with gas engine)
S	S	S	S	S	Drivetrain – 4x2 (F-250/F-350)
%	%	%	%	%	Drivetrain – 4x4 (standard on F-450; optional on F-250/F-350)
O	O	O	O	O	Engine block heater (standard where required)
O	O				Engine idle shutdown – 5-minute ¹
O	O				Engine idle shutdown – 10-minute ¹
O	O				Engine idle shutdown – 15-minute ¹
O	O				Engine idle shutdown – 20-minute ¹
S	S	S			Fuel tank – 29-gallon (142" and 148" WB with diesel engine)
S	S	S	S	S	Fuel tank – 34-gallon (142" and 148" WB with gas engine; 160" and 164" WB)
S	S	S	S	S	Fuel tank – 48-gallon (176" WB with gas engine)
S	S	S	S	S	Fuel tank – 48-gallon (176" WB with diesel engine)
O	O				Operator-commanded exhaust filter regeneration (diesel engine)
O	O	O	O	O	Power takeoff (PTO) provision with transmission-mounted live-drive and stationary modes ¹

XL	XLT	LARIAT	KING RANCH	PLATINUM	
%	%	S	S	S	Spare wheel, tire, frame-mounted carrier and jack (optional with pickup box delete only)
O	O	O	O	O	Trailer tow – 5th-wheel hitch, 18,000-lb. rating ^{1,2} (SRW)
O	O	O	O	O	Trailer tow – 5th-wheel hitch, 27,500-lb. rating ^{1,2} (DRW)
O	O	O	O	O	Trailer tow – Gooseneck dual hitch kit includes one 2 5/16" gooseneck ball, one 3" gooseneck ball, and two safety chain tie-down bars ^{1,2} (F-450)
O	O	O	O	O	Trailer tow – Gooseneck hitch kit ^{1,2} (F-250/F-350)
%	S	S	S	S	Trailer tow – Trailer brake controller with Smart Trailer Tow Connector (standard on DRW)
S	S				Transfer case – Manual (4x4)
O	O	S	S	S	Transfer case – Electronic shift-on-the-fly (ESOF) (4x4)
O	O	O	O	O	Upfitter interface module (Fleet only)
			O	O	Wheel locks (20" wheels only)
S					Wheels – 17" argent-painted steel with painted center cap (SRW)
S	S				Wheels – 17" argent-painted steel without center cap (F-350 DRW)
O	O				Wheels – 17" cast-aluminum with bright center cap (SRW)
O	O	S	S	S	Wheels – 17" polished forged-aluminum with bright center cap (F-350 DRW; KING RANCH includes unique center cap)
O					Wheels – 18" argent-painted steel with painted center cap (F-350 SRW)
P	S				Wheels – 18" cast-aluminum with bright center cap (SRW)
		S	S		Wheels – 18" bright-machined cast-aluminum with bright center cap (SRW; KING RANCH includes unique center cap)
P	P	P			Wheels – 18" chrome-like PVD with bright center cap (SRW; KING RANCH includes unique center cap)
S	S	S	S	S	Wheels – 19.5" polished forged-aluminum with bright center cap (F-450; KING RANCH includes unique center cap)
		O			Wheels – 20" premium cast-aluminum with bright center cap (SRW 4x4)
		O	O		Wheels – 20" chrome-like PVD with bright center cap ¹ (SRW 4x4 with Chrome Package; KING RANCH includes unique center cap)
		O	O		Wheels – 20" chrome-like PVD with bright center cap ¹ (F-350 SRW 4x4 with diesel engine and Chrome Package; KING RANCH includes unique center cap)
				O	Wheels – 20" premium painted cast-aluminum with KING RANCH center cap (SRW 4x4)
				S	Wheels – 20" polished aluminum with bright center cap ¹ (SRW)
				S	Wheels – 20" polished aluminum with bright center cap ¹ (F-350 SRW with diesel engine)
O	O				Wheels – Stainless steel covers, front and rear ^{1,3} (F-350 DRW)
S	O				LT245/75R17E BSW all-season (SRW 4x2)
S	S	S	S	S	LT245/75R17E BSW all-season (F-350 DRW 4x2)
S	O				LT245/75R17E BSW all-season plus (SRW 4x4)
S	S	S	S	S	LT245/75R17E BSW all-season plus (F-350 DRW 4x4)
O	O				LT245/75R17E BSW all-terrain ¹ (SRW)
O	O	O	O	O	LT245/75R17E BSW all-terrain (F-350 DRW)
O	O	O	O	O	LT245/75R17 OWL all-terrain (F-350 DRW)

XL	XLT	LARIAT	KING RANCH	PLATINUM	
O	O				LT265/70R17E OWL all-terrain (SRW)
O	S	S	S		LT275/65R18E BSW all-season ¹ (SRW)
O	O	O	O		LT275/70R18E BSW all-terrain plus ¹ (SRW 4x4)
P	O	O	O		LT275/70R18E OWL all-terrain plus (SRW 4x4)
			O		LT275/65R20E OWL all-season (SRW 4x4)
			O	S	LT275/65R20E OWL all-terrain (SRW 4x4)
S	S	S	S	S	225/70R19.5G BSW all-season (F-450)
					Driver-Assist Technology
		O	O	O	Adaptive cruise control and collision warning with brake support ¹
O	O	O	O	S	BLIS [®] (Blind Spot Information System) with trailer coverage and cross-traffic alert
			O	S	Reverse Sensing System ¹
P	O	O	S		Steering – Adaptive steering ¹
O	S				SYNC [®] Voice Recognition Communications and Entertainment System with 4.2" center stack screen, 911 Assist [®] AppLink [®] and 1 smart-charging USB port ¹
O	O	S	S	S	SYNC 3 Enhanced Voice Recognition Communications and Entertainment System with 8" color LCD capacitive touchscreen in center stack with swiping capability, 911 Assist, AppLink and 2 smart-charging USB ports ¹
P	P	S	S		Windshield wipers – Rain-sensing
					Seating
S					2-way adjustable driver and right-front-passenger head restraints
S	S	S	S	S	4-way adjustable driver and right-front-passenger head restraints
					Front – Heavy-duty vinyl 40/20/40 split seat with 2-way manual seat adjust, driver's side manual lumbar, and folding armrest with cupholders and storage
O					Front – Cloth 40/20/40 split seat with 2-way manual seat adjust, driver's side manual lumbar, and folding armrest with cupholders and storage
O					Front – Heavy-duty vinyl bucket seats with mini-console and driver's side manual lumbar (Regular Cab only)
O					Front – Cloth bucket seats with mini-console and driver's side manual lumbar
S					Front – Cloth 40/20/40 split seat, center under-seat lockable storage with 12-volt powerpoint, 2-way manual seat adjust, driver's side manual lumbar, and folding armrest with cupholders and storage
O					Front – Cloth bucket seats with 8-way power driver seat, 2-way manual passenger seat, driver's side manual lumbar, and flow-through center console with lockable storage and 2 rear-facing powerpoints ¹ (SuperCab and Crew Cab only)
S					Front – Leather-trimmed 10-way power bucket seats and flow-through center console with lockable storage and 2 rear-facing powerpoints
O					Front – Leather-trimmed 10-way power 40/20/40 split seat, center under-seat lockable storage with 12-volt powerpoint, and folding armrest with cupholders and storage
P	S	S			Front – Leather-trimmed heated and cooled 10-way power bucket seats and flow-through center console with lockable storage and 2 rear-facing powerpoints

¹Restrictions may apply. See your dealer for details. ²Requires 5th-Wheel/Gooseneck Trailer Tow Prep Package. ³Ford Licensed Accessory.

BUILD YOUR SUPER DUTY

S : Standard O : Optional P : Package Content

XL	XLT	LARIAT	KING RANCH	PLATINUM	
					Seating (continued)
		P	S	S	Front – Easy-entry/-exit driver's seat feature with memory
		P	S	S	Front – Multicontour seats with Active Motion®
S					Rear – Heavy-duty vinyl
O	S				Rear – Cloth
		S			Rear – Premium vinyl (SuperCab)
		S	S	S	Rear – Leather-trimmed (Crew Cab)
	S	S	S	S	Rear – Under-seat fold-flat storage, lockable and partitionable, with 12-volt powerpoint (Crew Cab)
	S	S			Rear – Under-seat storage with 12-volt powerpoint (SuperCab)
		S	S	S	Rear – Fold-down center armrest with dual integrated cupholders (Crew Cab)
		O	O	S	Rear – Heated outboard seats¹ (Crew Cab)
					Interior
S					AM/FM stereo with 4 speakers (Regular Cab)
S					AM/FM stereo with 6 speakers (SuperCab/Crew Cab)
P	S				AM/FM stereo/single-CD player with MP3 capability and 4 speakers (Regular Cab)
P	S				AM/FM stereo/single-CD player with MP3 capability and 6 speakers (SuperCab/Crew Cab)
		S	S	S	Audio System from Sony® with AM/FM stereo/single-CD player with MP3 capability, 10 speakers and HD Radio™ Technology
	O	O	S	S	Voice-activated Navigation System with integrated SiriusXM Traffic and Travel Link® with 5-year subscription¹
O	S	S	S	S	SiriusXM® Satellite Radio with 6-month trial subscription¹
P	S	S	S	S	Accessory delay for power features
		P	S	S	Ambient lighting
O					Center console – Mini-console
	O	S			Center console – Flow-through with vinyl lid
		S	S	S	Center console – Flow-through with leather-wrapped lid
	O	O	O	O	Center console – Vehicle Safe by Console Vault²
S	S				Climate control – Single-zone manual
		S	S	S	Climate control – Dual-zone electronic automatic temperature control
O	O	O	O	O	Climate control – Rapid-heat supplemental cab heater¹ (diesel engine; standard where required)
P	S	S	S	S	Cruise control
S					Display – 2.3" productivity screen in instrument cluster
O	S				Display – 4.2" LCD productivity screen in instrument cluster¹
	P	S	S	S	Display – 8" configurable color LCD productivity screen in instrument cluster
			S		Door-sill scuff plates – Illuminated
		S			Door trim – Sandalwood film appliques
		S			Door trim – Khaya wood appliques
		S			Door trim – Figured Eucalyptus wood appliques
O	O				Flooring – All-weather floor mats¹
S	O	O			Flooring – Black vinyl/carpet delete
	S	S	S	S	Flooring – Carpet with front and rear carpeted floor mats¹
		O	O		Flooring – Premium vinyl with front and rear carpeted floor mats

XL	XLT	LARIAT	KING RANCH	PLATINUM	
		P	S	S	Locks – Intelligent Access with push-button start
	P	S	S	S	Locks – Power door and tailgate with autolock/unlock
	P	S	S		Locks – Remote Keyless Entry System with 2 integrated keyhead transmitter remotes
	S	S			Mirror – Day/night rearview
		S	S	S	Mirror – Auto-dimming rearview
		P	S		Power-adjustable pedals
		P	S	S	Power-adjustable pedals with memory
O	O	S	S	S	Power outlet – 110V/400W, 1 in instrument panel; also includes 1 rear-facing on the flow-through center console, if equipped¹
	S	S	S		Steering column – Manual-tilt/-telescoping
		P	S	S	Steering column – Power-tilt/-telescoping with memory
	S	S			Steering wheel – Black urethane
	P	S	S	S	Steering wheel – Color-coordinated leather-wrapped
	P	S	S		Steering wheel – Heated
	O	S	S		Universal garage door opener
O	O	O	O	O	Upfitter switches – 6, located in overhead console¹
	S				Visors – Adjustable driver with pocket and front-passenger with mirror
		S			Visors – Adjustable driver and front-passenger with covered mirrors
		S	S	S	Visors – Adjustable driver and front-passenger with covered and illuminated vanity mirrors
	S	S			Window – Rear, fixed
	O	O			Window – Rear, fixed with defrost and privacy glass
	O	O	S	S	Window – Rear, power-sliding with defroster and privacy glass¹
		S			Windows – Manual front and rear
	P	S	S	S	Windows – Power with front one-touch-up/-down feature
					Exterior
O	O	O	O	O	Bedliner – Plastic drop-in¹
O	O	O	O	O	Bedliner – Tough Bed® spray-in bedliner with tailgate guard¹
	S	S	S	S	Beltline moldings – Black
		S			Beltline moldings – Bright
O	S	S	S	S	BoxLink™ with 4 premium locking cleats
	S				Bumpers – Black-painted steel
P	S	S	P		Bumpers – Chrome
		S			Bumpers – Caribou-painted steel
			S		Bumpers – Body-color painted steel
	%	%			Cab steps – Black platform running boards (standard on DRW; optional on SRW)
O	O	O			Cab steps – 5" chrome tubular step bars¹ (SRW SuperCab and Crew Cab)
	O	O	S		Cab steps – 5" chrome tubular step bars¹ (DRW)
	O	O	O		Cab steps – Extended 6" chrome angular step bars
		S			Cab steps – Caribou platform running boards with lights
		O	O	S	Cab steps – Power-deployable running boards¹
O	O	O	O	O	Camera – Rear CHMSL camera with LED CHMSL, rear view camera and center stack display¹

XL	XLT	LARIAT	KING RANCH	PLATINUM	
O	O	O	O	O	Camera – Customer-placed trailer camera¹
O	O	O	O	O	Camera – Customer-placed trailer camera, and Individual Trailer Tire Pressure Monitoring System (TPMS)¹
O	S	S	S	S	Camera – Rear view camera¹
O	O	O	O	O	Camera – Ultimate Trailer Tow Camera System (includes rear view camera, trailer hook-up lamp, 360-degree camera, rear CHMSL camera with LED CHMSL, and Trailer Reverse Guidance)¹
S	S				Door handles – Black
		S	S		Door handles – Body-color
	P	P	P	S	Door handles – Chrome
	P	P	P	S	Exhaust tip – Chrome
O	O	O	O	O	Exterior backup alarm by ECCO®²
	P	S	S	S	Fog lamps
O	O	O	O	O	Ford Telematics™ powered by Telogis®² – Fleet-tracking system (includes 1 year of service)
S					Glass – Solar-tint
O	S	S	S	S	Glass – Privacy-tint on rear doors and rear window, solar-tint on windshield and front doors¹
S					Grille – Black
P	S				Grille – Chrome 2-bar insert with Carbon Black surround
		S			Grille – Chrome 2-bar insert with chrome surround
			S		Grille – Chrome main bars with Caribou secondary bars
S	S	S	S	S	Grille – Satin-aluminum main bars with chrome secondary bars
		O	O	S	Headlamps – Dual-beam jewel-effect halogen
	O	O	O	S	Headlamps – Quad-beam LED with LED taillamps, fog lamps and CHMSL¹
O	O	O	O	O	Lighting – Amber LED warning strobes with CHMSL light bar and 2 hood-mounted lights by SoundOff Signal®¹,²
O	O				Lighting – Center high-mounted stop lamp (CHMSL) with cargo lamp (pickup box delete)
O	O	O	O	O	Lighting – LED box lighting with LED CHMSL
O	O	O	O	O	Lighting – LED roof marker/clearance lamps (SRW)
O	O	S	S	S	Lighting – Trailer hook-up lamp¹
		O	S		Lower-accent two-tone paint (includes accent-color wheel-lip moldings on SRW)
S					Mirrors – Manually telescoping trailer tow with 2-way fold and manual glass
P	S				Mirrors – Manually telescoping trailer tow with 2-way fold, power/heated glass, heated manual spotter mirrors, and integrated clearance lamps and turn signal indicators
	O	S	S	S	Mirrors – PowerScope® power-telescoping/-folding trailer tow with power/heated glass, heated manual spotter mirrors, integrated clearance lamps, turn signal indicators, high-intensity LED security approach lamps, Utility Lighting System (LED sideview mirror spotlights), and driver's side auto-dimming feature
		P	S	S	Mirrors – Memory feature for sideview mirrors
S	S				Mirrors – Black sideview mirror caps
		S	S		Mirrors – Body-color sideview mirror caps
P	P	P	P	S	Mirrors – Chrome sideview mirror caps

¹Restrictions may apply. See your dealer for details. ²Ford Licensed Accessory.

BUILD YOUR SUPER DUTY

S : Standard O : Optional P : Package Content

XL	XLT	LARIAT	KING RANCH®	PLATINUM	
					Exterior (continued)
	O	O			Moonroof – Power, single-panel (SuperCab)
	O	O	O	O	Moonroof – Power, twin-panel ¹ (Crew Cab)
	O	O	O	O	Pickup box – Bed mat ¹
S	S	S	S	S	Pickup box – Tie-down hooks, Carbon Black
	P	P	P	S	Pickup box – Tie-down hooks, Chrome
	O	O	O	S	Remote Start System ¹
	P	S	S	S	SecuriCode™ keyless entry keypad
	O	O	O	O	Skid plates – Transfer case and fuel tank (4x4)
	O	O	O	O	Splash guards – Front ¹ (F-250/F-350)
	O	O	O	O	Splash guards – Rear ¹
	O	O	O	O	Stowable bed extender (SRW)
	O	O	O	O	Stowable loading ramps
S					Tailgate – Manual lock
	P	S	S	S	Tailgate – Power lock
		P	S	S	Tailgate – Remote release
	O	O	O	O	Tailgate – Tailgate step with step, grab bar and tailgate lift assist
S	S				Tailgate handle – Black
	P	S	S	S	Tailgate handle – Chrome
S	S	S	S	S	Tow hooks – Black
	P	P	P	S	Tow hooks – Chrome
		O	S		Wheel-lip moldings – Accent-color ¹
	O	O	O		Wheel-well liners – Rear ¹ (SRW)
					Safety & Security
	O	O	S	S	Advanced Security Pack with inclination/intrusion sensors
	P	P	S	S	Headlamps – Auto high beams ¹
	O	O	O	O	Individual Trailer TPMS ¹
	O	O	O	O	Inflatable rear safety belts in outboard seating positions ¹ (Crew Cab)
	P	S	S	S	Perimeter alarm
					Packages
	O	S	S	S	Power Equipment Group¹ includes accessory delay for power features; manually telescoping trailer tow mirrors with 2-way fold, power/heated glass, heated manual spotter mirrors, and integrated clearance lamps and turn signal indicators; perimeter alarm; power locks; power tailgate lock; power windows with front one-touch-up/down feature; and Remote Keyless Entry System with 2 integrated keyhead transmitter remotes
	O				XL Value Package¹ includes a 4.2" center stack screen, AM/FM stereo/single-CD player with MP3 capability, cruise control, bright center caps on wheels (SRW only), and chrome front and rear bumpers

XL	XLT	LARIAT	KING RANCH	PLATINUM	
					STX Appearance Package¹ includes AM/FM stereo/single-CD player with MP3 capability, cruise control, chrome grille with Carbon Black surround, chrome front and rear bumpers, 18" cast-aluminum wheels with bright center caps and LT275/65R18E BSW all-season tires (SRW), 17" polished forged-aluminum wheels (F-350 DRW), and STX fender vent badges
	O	O			Pickup box delete¹ (F-250/F-350 with 8' box only) deletes pickup box, tailgate, rear bumper, 7-/4-pin connector, CHMSL with cargo lamp, jack, and spare wheel, tire lock, and carrier
	O	O			Heavy-Service Front Suspension Package for pickup box delete ¹ (F-250 and F-350 SRW with pickup box delete) includes front springs upgrade (unless maximum springs have been computer-selected as included equipment), rear auxiliary springs (F-250), and rear stabilizer bar
	O				XLT Value Package¹ includes autolock/unlock, fog lamps, power-adjustable pedals, 8-way power driver's seat (SuperCab/Crew Cab only), Reverse Sensing System, and SecuriCode keyless entry keypad
					XLT Premium Package¹ (SuperCab/Crew Cab) includes 4.2" LCD productivity screen in instrument cluster; SYNC® 3 Enhanced Voice Recognition Communications and Entertainment System with 8" color LCD capacitive touchscreen in center stack with swiping capability, 911 Assist®, AppLink® and 2 smart-charging USB ports; 6" chrome angular step bars; 18" chrome-like PVD wheels (SRW only); autolock/unlock; chrome exhaust tip; chrome pickup bed tie-down hooks; chrome door and tailgate handles; chrome tow hooks; fog lamps; power-adjustable pedals; 8-way power driver's seat with heat; 2-way manual passenger seat with heat; Reverse Sensing System; SecuriCode keyless entry keypad; and chrome mirror caps
					XLT Driver Assistance Package¹ includes adaptive steering, auto high beams, lane-keeping alert, Driver Alert System, leather-wrapped steering wheel, and rain-sensing windshield wipers
					LARIAT Value Package¹ includes heated and cooled front seats, easy-entry/-exit driver's seat with memory, LED box lighting, LED CHMSL with cargo lamp, power-adjustable pedals with memory, PowerScope trailer tow mirrors with memory, and Remote Start System
					LARIAT Ultimate Package¹ (Crew Cab only) includes ambient lighting, auto high beams, rain-sensing windshield wipers, heated and cooled front seats, easy entry/exit memory driver's seat, LED box lighting, LED CHMSL with cargo lamp, twin-panel moonroof, power-adjustable pedals with memory, Intelligent Access with push-button start, heated steering wheel, power-tilt/-telescoping steering column with memory, PowerScope trailer tow mirrors with memory, Remote Start System, remote tailgate release, tailgate step, and voice-activated Navigation System with integrated SiriusXM Traffic and Travel Link® with 5-year subscription
					Tow Technology Bundle includes adaptive steering, auto high beams, rain-sensing windshield wipers, lane-keeping alert, Driver Alert System, and Ultimate Trailer Tow Camera System

XL	XLT	LARIAT	KING RANCH	PLATINUM	
					Chrome Package¹ includes 6" chrome angular step bars, 18" chrome-like PVD wheels (SRW only), chrome door handles, chrome pickup bed tie-down hooks, chrome exhaust tip, chrome tow hooks, and chrome mirror caps; KING RANCH also includes chrome front and rear bumpers and chrome tailgate appliqué
					KING RANCH Monochromatic Paint Package¹ includes monochromatic paint; deletes Caribou wheel-lip moldings on SRW; requires Chrome Package
					KING RANCH Ultimate Package includes BLIS® (Blind Spot Information System) with trailer coverage and cross-traffic alert, LED CHMSL with cargo lamp, LED fog lamps, quad-beam LED headlamps, LED taillamps, twin-panel moonroof, tailgate step, power-deployable running boards, and multicontour front seats with Active Motion®
					PLATINUM Ultimate Package includes adaptive cruise control and collision warning with brake support, lane-keeping alert, Driver Alert System, twin-panel moonroof, and Ultimate Trailer Tow Camera System
	O	O	O	O	9,900-lb. GVWR Package¹ (F-250)
	O	O	O	O	10,000-lb. GVWR Package¹ (F-350 SRW)
	O	O	O	O	11,400-lb. GVWR Package¹ (F-350 SRW)
	O	O	O	O	5th-Wheel/Gooseneck Trailer Tow Prep Package¹ (4x4 only) includes 1 under-bed frame crossmember, 5 pickup bed 5th-wheel/gooseneck attachment points and close-out plugs, and an integrated 7-pin connector on the driver's side pickup bed wall
	O	O	O	O	Camper Package¹ includes front springs upgrade (unless maximum springs have been computer-selected as included equipment), rear stabilizer bar (SRW), auxiliary rear springs (F-250), and slide-in camper certification
	O	O	O	O	CNG/Propane Gaseous Engine Prep Package (F-250/F-350 gas engine only) includes hardened engine intake valves and valve seats and bi-fuel manifold
	O	O	O	O	F-250 High-Capacity Trailer Tow Package¹ (F-250 with 8' box and diesel engine only) includes max. front springs, upgraded axles and 27,500 lb.-GCWR
	O	O	O	O	FX4 Off-Road Package¹ (4x4 only) includes Hill Descent Control™, Rancho® front and rear shocks, transfer case and fuel tank skid plates, FX4 Off-Road box decals (box decals not included on PLATINUM)
	O	O	O	O	Heavy-Service Front Suspension Package¹ includes front springs upgrade (unless maximum springs have been computer-selected as included equipment)
	O	O	O	O	Snow Plow Prep Package¹ (4x4 only) includes computer-selected springs for snow plow application, and extra-heavy-duty alternator
	O	O	O	O	Snow Plow/Camper Package¹ includes computer-selected front springs for snow plow application, extra-heavy-duty alternator, rear stabilizer bar (SRW), auxiliary rear springs (F-250), and slide-in camper certification

¹Restrictions may apply. See your dealer for details.

TECHNICAL SPECIFICATIONS

Maximum Payload Weight Ratings (lbs.)

	Max. GVWR	Regular Cab		SuperCab		Crew Cab	
		141.5" WB	147.9" WB	164.1" WB	159.7" WB	175.9" WB	
F-250 SRW 4x2	9,900	4,150	3,900	3,810	3,780	3,540	
	9,950	4,200	—	—	—	—	
	10,000	3,440	4,000	3,910	3,880	3,640	
F-250 SRW 4x4	9,900	3,730	3,460	3,390	3,350	3,130	
	10,000	3,830	3,560	3,490	3,450	3,230	
F-350 SRW 4x2	9,900	3,930	3,710	3,590	3,550	3,310	
	10,000	4,030	3,810	3,690	3,650	3,410	
	10,100	—	—	—	3,750	—	
	10,300	—	—	3,990	—	—	
	10,500	—	4,250	—	—	3,910	
	10,600	3,880	—	—	4,200	—	
	10,800	—	3,870	4,430	—	—	
	10,900	—	—	—	3,790	4,260	
	11,000	—	—	3,940	—	—	
	11,100	4,320	—	—	—	3,760	
	11,200	—	4,220	—	—	—	
	11,300	—	—	—	4,130	—	
	11,400	—	—	4,280	—	4,000	
	11,500	—	—	4,380	—	4,100	
	F-350 SRW 4x4	9,900	3,500	3,290	3,180	3,140	2,900
10,000		3,600	3,390	3,280	3,240	3,000	
10,300		3,900	—	—	—	—	
10,400		—	3,790	—	—	—	
10,500		—	—	—	3,740	—	
10,700		—	—	3,980	—	—	
10,800		4,340	4,130	—	4,080	3,800	
10,900		—	—	—	—	—	
11,000		3,850	—	—	—	—	
11,100		—	3,750	—	—	—	
11,200		—	—	4,420	3,680	—	
11,300		4,830	4,620	3,830	4,470	4,240	
11,400	4,200	4,000	4,610	3,830	4,340		
11,500	4,300	4,100	4,710	3,930	4,440		
F-350 DRW 4x2	13,000 ¹	6,270 ¹	—	5,880 ¹	—	5,650 ¹	
	14,000	7,630	—	7,200	—	6,950	
F-350 DRW 4x4	13,000 ¹	5,850 ¹	—	5,470 ¹	—	5,240 ¹	
	14,000	7,160	—	6,780	—	6,540	
F-450 DRW 4x4	14,000	—	—	—	—	5,320	

Maximum Loaded Trailer Towing Weight Ratings (lbs.) – SAE J2807 Compliant

	Engine	Axle Ratio	GCWR	Regular Cab		5th-Wheel/Gooseneck Towing	SuperCab		Crew Cab			
				Conventional Towing Weight Carrying	Towing Weight Distribution		Conventional Towing Weight Carrying	Towing Weight Distribution	Conventional Towing Weight Carrying	Towing Weight Distribution	5th-Wheel/Gooseneck Towing	
F-250 SRW 4x2	6.2L Gas	3.73	19,500	13,000	13,300	13,200	13,000	13,000	13,000	12,900	12,900	12,900
		4.30	22,000	13,000	14,000	15,700	13,000	14,000	15,500	14,000	15,000	15,400
F-250 SRW 4x4	6.7L Diesel	3.31/3.55	24,300	—	—	—	—	—	—	—	—	16,800 ²
			24,800	—	—	—	—	—	—	—	—	—
			25,700	14,000 ²	15,000 ²	18,600 ²	15,000 ²	15,000 ²	17,400 ²	18,000 ²	18,000 ²	—
F-250 SRW 4x4	6.2L Gas	3.73	19,500	12,900	12,900	12,800	12,600	12,600	12,600	12,500	12,500	12,500
		4.30	22,000	15,000	15,000	15,300	15,000	15,000	15,100	15,000	15,000	15,000
F-250 SRW 4x4	6.7L Diesel	3.31/3.55	21,900	—	—	—	—	—	—	—	—	14,000 ²
			22,500	—	—	—	—	—	—	—	—	—
			24,100	—	—	16,500 ²	—	—	14,700 ²	—	—	—
			25,200	—	—	—	15,000 ²	15,000 ²	—	—	—	—
F-350 SRW 4x2	6.2L Gas	3.73	19,500	13,000	13,100	13,000	12,900	12,900	12,800	12,700	12,700	12,700
		4.30	23,000	13,000	14,000	16,500	13,000	14,000	16,300	15,000	15,000	16,200
F-350 SRW 4x4	6.7L Diesel	3.31/3.55	28,700	14,000	15,000	21,500 ³	15,000	15,000	21,300 ³	18,000	18,000	21,000 ³
			28,700	14,000	15,000	21,100 ³	15,000	15,000	20,900 ³	15,000	15,000	20,600 ³
F-350 DRW 4x2	6.2L Gas	3.73	20,000	13,200	13,200	13,100	12,700	12,700	12,700	12,500	12,500	12,500
		4.30	23,500	16,700	16,700	16,600	16,200	16,200	16,200	16,000	16,000	16,000
F-350 DRW 4x4	6.7L Diesel	3.55	36,000	18,000	21,000	28,400 ⁴	18,000	21,000	28,000 ⁴	19,000	21,000	27,700 ⁴
		4.10	40,000	18,000	21,000	32,000 ⁴	18,000	21,000	32,000 ⁴	19,000	21,000	31,700 ⁴
F-350 DRW 4x4	6.2L Gas	3.73	20,000	12,700	12,700	12,700	12,300	12,300	12,300	12,100	12,100	12,100
		4.30	23,500	16,200	16,200	16,200	15,800	15,800	15,800	15,600	15,600	15,600
F-450 DRW 4x4	6.7L Diesel	3.55	36,000	18,000	20,000	27,900 ⁴	19,000	21,000	27,600 ⁴	21,000	21,000	27,300
		4.10	40,000	18,000	20,000	31,900 ⁴	19,000	21,000	31,600 ⁴	21,000	21,000	31,300 ⁴
F-450 DRW 4x4	6.7L Diesel	4.30	41,800	—	—	—	—	—	—	21,000	21,000	32,500 ⁴

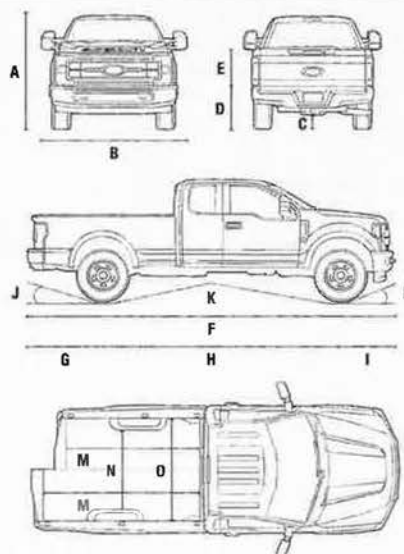
[CLICK HERE to download full towing charts](#)

SRW = single rear wheel DRW = dual rear wheel WB = wheelbase ¹Pickup box delete. ²Requires F-250 High-Capacity Trailer Tow Package. ³Gooseneck tow rating shown. 5th-wheel tow rating limited to 5th-wheel hitch rating of 18,000 lbs. ⁴Gooseneck tow rating shown. 5th-wheel tow rating limited to 5th-wheel hitch rating of 27,500 lbs. Maximum capabilities shown are for properly equipped vehicles with required equipment and a 150-lb. driver. Weight of additional options, equipment, passengers and cargo must be deducted from this weight. For additional information, see your Ford Dealer. **Conventional Towing Notes:** This information also applies to models with Pickup Box Delete option (66D). Trailer tongue load weight should be 10-15% of total loaded trailer weight. Make sure that the vehicle payload (reduced by option weight) will accommodate trailer tongue load weight and the weight of passengers and cargo added to the towing vehicle. The addition of trailer tongue load weight, and the weight of passengers and cargo, cannot cause vehicle weights to exceed the rear GAWR (Gross Axle Weight Rating) or GVWR (Gross Vehicle Weight Rating). These ratings can be found on the vehicle's Safety Compliance Certification Label. **5th-Wheel Towing Notes:** This information also applies to models with pickup box delete option (66D). Trailer kingpin weight should be 15-25% of total loaded trailer weight. Make sure that the vehicle payload (reduced by option weight) will accommodate trailer kingpin weight and the weight of passengers and cargo added to the towing vehicle. The addition of trailer kingpin weight, and the weight of passengers and cargo, cannot cause vehicle weights to exceed the rear GAWR (Gross Axle Weight Rating) or GVWR (Gross Vehicle Weight Rating). These ratings can be found on the vehicle's Safety Compliance Certification Label.

TECHNICAL SPECIFICATIONS

Dimensions

Exterior	Regular Cab		SuperCab		Crew Cab	
	LWB 4x2/4x4	SWB 4x2/4x4	LWB 4x2/4x4	SWB 4x2/4x4	LWB 4x2/4x4	SWB 4x2/4x4
A. Height – F-250 SRW (w/o options)	77.9"/81.1"	78.4"/81.5"	78.1"/81.4"	78.3"/81.5"	78.0"/81.3"	78.0"/81.3"
A. Height – F-350 SRW (w/o options)	77.8"/80.9"	78.2"/81.3"	78.0"/81.2"	78.2"/81.3"	78.0"/81.1"	78.0"/81.1"
A. Height – F-350 DRW (w/o options)	78.1"/80.6"	—	77.8"/80.9"	—	77.9"/81.0"	77.9"/81.0"
A. Height – F-450 DRW (w/o options)	—	—	—	—	81.0"	81.0"
B. Width – SRW (excl. mirrors)	80.0"	80.0"	80.0"	80.0"	80.0"	80.0"
B. Width – DRW (excl. mirrors)	96.0"	—	96.0"	—	96.0"	96.0"
B. Width – With mirrors	105.9"	105.9"	105.9"	105.9"	105.9"	105.9"
B. Width – With mirrors extended	110.0"	110.0"	110.0"	110.0"	110.0"	110.0"
C. Ground clearance – F-250 SRW	8.5"/8.3"	8.5"/8.2"	8.5"/8.2"	8.5"/8.2"	8.5"/8.2"	8.5"/8.2"
C. Ground clearance – F-350 SRW	8.5"/8.2"	8.5"/8.2"	8.5"/8.2"	8.5"/8.2"	8.5"/8.2"	8.5"/8.2"
C. Ground clearance – F-350 DRW	7.8"/7.7"	—	7.8"/7.8"	—	7.8"/7.8"	7.8"/7.8"
C. Ground clearance – F-450 DRW	—	—	—	—	8.3"	8.3"
D. Load floor height – F-250 SRW	36.1"/38.7"	35.6"/38.3"	35.3"/38.1"	35.3"/38.1"	34.8"/37.9"	34.8"/37.9"
D. Load floor height – F-350 SRW	35.7"/38.5"	35.4"/38.1"	35.0"/37.9"	35.0"/38.0"	34.6"/37.6"	34.6"/37.6"
D. Load floor height – F-350 DRW	36.5"/37.6"	—	34.4"/37.2"	—	34.3"/36.9"	34.3"/36.9"
D. Load floor height – F-450 DRW	—	—	—	—	36.9"	36.9"
E. Cargo box height	21.1"	21.1"	21.1"	21.1"	21.1"	21.1"
F. Length	231.8"	238.2"	254.4"	250.0"	266.2"	266.2"
G. Overhang – Rear	52.0"	52.0"	52.0"	52.0"	52.0"	52.0"
H. Wheelbase	141.6"	148.0"	164.2"	159.8"	176.0"	176.0"
I. Overhang – Front	38.2"	38.2"	38.2"	38.2"	38.2"	38.2"
J. Angle of departure – F-250 SRW	19.8°/22.7°	19.3°/22.3°	19.0°/22.1°	19.0°/22.1°	18.4°/21.8°	18.4°/21.8°
J. Angle of departure – F-350 SRW	18.7°/21.8°	18.4°/21.4°	18.0°/21.2°	17.9°/21.2°	17.6°/20.9°	17.6°/20.9°
J. Angle of departure – F-350 DRW	19.5°/20.9°	—	17.4°/20.5°	—	17.2°/20.1°	17.2°/20.1°
J. Angle of departure – F-450 DRW	—	—	—	—	20.2°	20.2°
K. Ramp breakover angle – F-250 SRW	20.2°/25.4°	19.3°/24.2°	17.8°/22.5°	18.0°/22.6°	16.9°/21.1°	16.9°/21.1°
K. Ramp breakover angle – F-350 SRW	20.0°/25.1°	19.0°/23.9°	17.7°/22.3°	17.8°/22.4°	16.7°/20.9°	16.7°/20.9°
K. Ramp breakover angle – F-350 DRW	20.6°/24.6°	—	17.4°/21.8°	—	16.7°/20.8°	16.7°/20.8°
K. Ramp breakover angle – F-450 DRW	—	—	—	—	19.6°	19.6°
L. Angle of approach – F-250 SRW	17.2°/18.1°	17.6°/17.9°	17.8°/18.7°	17.4°/17.9°	18.1°/18.4°	18.1°/18.4°
L. Angle of approach – F-350 SRW	17.5°/17.8°	17.3°/17.7°	18.0°/18.4°	17.6°/17.5°	17.9°/18.1°	17.9°/18.1°
L. Angle of approach – F-350 DRW	17.6°/18.1°	—	18.3°/18.4°	—	18.5°/19.1°	18.5°/19.1°
L. Angle of approach – F-450 DRW	—	—	—	—	18.9°	18.9°
Interior						
Front head room	40.8"	40.8"	40.8"	40.8"	40.8"	40.8"
Front leg room (max.)	43.9"	43.9"	43.9"	43.9"	43.9"	43.9"
Front hip room	62.5"	62.5"	62.5"	62.5"	62.5"	62.5"
Front shoulder room	66.7"	66.7"	66.7"	66.7"	66.7"	66.7"
Rear head room	—	40.3"	40.3"	40.4"	40.4"	40.4"
Rear leg room	—	33.5"	33.5"	43.6"	43.6"	43.6"
Rear hip room	—	64.7"	64.7"	64.7"	64.7"	64.7"
Rear shoulder room	—	65.8"	65.8"	65.9"	65.9"	65.9"
Cargo Box						
Volume (cu. ft.)	78.5	65.4	78.5	65.4	78.5	78.5
M. Length at floor	98.1"	81.9"	98.1"	81.9"	98.1"	98.1"
N. Width at wheelhouse	50.5"	50.5"	50.5"	50.5"	50.5"	50.5"
O. Width at floor (max.)	66.9"	66.9"	66.9"	66.9"	66.9"	66.9"



Interior Storage (cu. ft.)

Front 40/20/40 split seat center under-seat lockable storage – 0.42

Front flow-through center console main bin – 1.18

Rear Crew Cab 60/40 split bench under-seat lockable storage – 2.27

EXTERIOR & INTERIOR CHOICES

	Two-Tone	XL	XLT	LARIAT	KING RANCH ³	PLATINUM
Exterior						
White Platinum						
Metallic Tri-coat ¹	■ ■			5 6	7	8 9
Oxford White	■ ■	1 2	3 4	5 6	7	
Ingot Silver ²	■	1 2	3 4	5 6		8 9
White Gold ²	■		4	5 6	7	8 9
Caribou ²		1 2	3 4	5 6	7 ³	
Bronze Fire ²	■		4	5 6	7	

	Two-Tone	XL	XLT	LARIAT	KING RANCH	PLATINUM
Exterior						
Race Red		1 2	3 4	5 6		
Ruby Red Metallic						
Tinted Clearcoat ¹	■ ■		3 4	5 6	7	8 9
Blue Jeans ²	■ ■	1 2	3 4	5 6	7	
Magnetic ²		1 2	3	6		8 9
Shadow Black	■ ■	1 2	3 4	5 6	7	8 9

■ Caribou Two-Tone Accent exterior standard on KING RANCH; optional on LARIAT
 ■ Magnetic Two-Tone Accent exterior optional on LARIAT with Black Leather interior only



Colors are representative only. See your dealer for actual paint/trim options. ¹Additional charge. ²Metallic. ³Requires KING RANCH Monochromatic Paint Package.



FORD ACCESSORIES

XLT with XLT Value Package in Oxford White accessorized with 5" Black step bars, hood and side window deflectors, hard-folding tonneau cover by Advantage,¹ heavy-duty splash guards, chrome front tow hooks, LED fog lamps by Putco,¹ and rear wheel-well liners

Exterior

Exhaust tips
Exterior trim kits¹
Fender flares¹
Fifth-wheel hitch kits (A)
Fog lamps¹
Ford Custom graphics¹
Hood and side window deflectors
Hood protector¹
Racks and carriers¹
Splash guards
Sportz[®] tents¹
Stainless steel wheel covers¹
Step bars
Trailer towing accessories
Wheel lock kit
Wheel-well liners

Interior

Ash cup/coin holders
Cargo organizers and protectors
First aid and roadside assistance kits¹
Floor liners (B)
In-vehicle safe¹
Interior light kit
Leather-trimmed interior seating¹
Protective seat covers¹
Tablet cradle¹

Bed Products

Bed cleats and cargo nets
Bed extenders, liners and mats
Bed rails¹
Bed standard interface plate
Bed tailgate viscous dampening cartridge


Bedliner plug kits
Commercial-grade tool/cargo box¹
Pivot storage box¹
Retractable stake pocket tie-downs¹
Sportliners¹
Slowload loading ramps (C)
Tonneau covers¹

Electronics

Ford Telematics powered by Telogis¹¹
Keyless entry keypad
Remote start systems (D)
Strobe and work task lights¹
Vehicle Security System¹
Warning sensor systems¹
Wireless charging¹



accessories.ford.com



New Vehicle Limited Warranty. We want your Ford F-Series Super Duty[®] ownership experience to be the best it can be. Under this warranty, your new vehicle comes with 3-year/36,000-mile bumper-to-bumper coverage, 5-year/60,000-mile Powertrain Warranty coverage, 5-year/60,000-mile safety restraint coverage, and 5-year/unlimited-mile corrosion (perforation) coverage – all with no deductible. The Ford 6.7L Power Stroke[®] diesel engine gets 5-year/100,000-mile warranty coverage. Please ask your Ford Dealer for a copy of this limited warranty.

Roadside Assistance. Covers your vehicle for 5 years or 60,000 miles, so you have the security of knowing that help may be only a phone call away should you run out of fuel, lock yourself out of the vehicle or need towing. Your Ford Dealer can provide complete details on all of these advantages.

Ford Credit. Get the ride you want. Whether you plan to lease or finance, you'll find the choices that are right for you at Ford Credit. Ask your Ford Dealer for details or check us out at fordcredit.com.

Ford Protect Extended Service Plans. Whether you purchase or lease your Ford vehicle, insist on genuine Ford Protect extended service plans. Ford Protect has a variety of plans to give you peace-of-mind protection whether you want vehicle component or maintenance coverage. Plus, they are fully backed by Ford and honored at all Ford dealerships in the U.S., Canada and Mexico. When you visit your dealer, insist on genuine Ford Protect extended service plans.

Insurance Services. Get Ford Motor Company quality in your auto insurance. Our program offers industry-leading benefits and competitive rates. Call 1-877-367-3847, or visit us at fordvip.com for a no-obligation quote. Insurance offered by American Road Services Company (in CA, American Road Insurance Agency), a licensed agency and subsidiary of Ford Motor Company.

Ford Original Accessories. They're warranted for whichever provides you the greatest benefit: 24 months/unlimited mileage, or the remainder of your Bumper-to-Bumper 3-year/36,000-mile New Vehicle Limited Warranty. Ford Licensed Accessories (FLA) are warranted by the accessory manufacturer's warranty. FLA are designed and developed by the accessory manufacturer and have not been designed or tested to Ford Motor Company engineering requirements. Contact your Ford Dealer for details and/or a copy of all limited warranties.

Android Auto, Google, Google Play and other marks are trademarks of Google Inc. Apple, Apple CarPlay, iPhone and Siri are trademarks of Apple Inc., registered in the U.S. and other countries. "HD Radio" is a proprietary trademark of iBiquity Digital Corporation. King Ranch is a registered trademark of King Ranch, Inc. PANDORA, the PANDORA logo, and the Pandora trade dress are trademarks or registered trademarks of Pandora Media, Inc. Used with permission. Rancho is a registered trademark of Tenneco Automotive Operating Company Inc. SiriusXM audio and data services each require a subscription sold separately, or as a package, by Sirius XM Radio Inc. If you decide to continue service after your trial, the subscription plan you choose will automatically renew thereafter and you will be charged according to your chosen payment method at then-current rates. Fees and taxes apply. To cancel you must call SiriusXM at 1-866-635-2349. See SiriusXM Customer Agreement for complete terms at www.siriusxm.com. All fees and programming subject to change. Trial subscriptions not available in AK and HI. Sirius, XM and all related marks and logos are trademarks of Sirius XM Radio Inc. Sony is a registered trademark of the Sony Corporation. Wi-Fi[®] is a registered trademark of the Wi-Fi Alliance[®].

Comparisons based on competitive models (class is Full-Size Pickups over 8,500 lbs. GVWR based on Ford segmentation), publicly available information and Ford certification data at time of release. Vehicles may be shown with optional and aftermarket equipment. Features may be offered only in combination with other options or subject to additional ordering requirements/limitations. Dimensions and capacity ratings shown may vary due to optional features and/or production variability. Information is provided on an "as is" basis and could include technical, typographical or other errors. Ford makes no warranties, representations, or guarantees of any kind, express or implied, including but not limited to, accuracy, currency, or completeness, the operation of the information, materials, content, availability, and products. Ford reserves the right to change product specifications, pricing and equipment at any time without incurring obligations. Your Ford Dealer is the best source of the most up-to-date information on Ford vehicles. Body manufacturers are responsible for compliance certification of the completed vehicle. The Ford New Vehicle Limited Warranty and any government certification made by Ford shall cover only the vehicle as manufactured by Ford and shall not extend to any addition, modification or change of or to the vehicle by the Ford Authorized Pool Account.

¹Ford Licensed Accessory.