



# BUILDING

# COMMUNITY

# TOGETHER







# CITY COUNCIL



**JUSTIN FISCHER**  
Mayor



**LAURA MARIE CASEY**  
Mayor Pro Tem



**DAVE STAUDT**  
Council Member



**BRIAN SMITH**  
Council Member



**ERICKA THOMAS**  
Council Member




**MATT HEINTZ**  
Council Member



**PRIYA GURUMURTHY**  
Council Member



**VICTOR CARDENAS**  
City Manager



**This page intentionally left blank.**



GOVERNMENT FINANCE OFFICERS ASSOCIATION

*Distinguished  
Budget Presentation  
Award*

PRESENTED TO

**City of Novi  
Michigan**

For the Fiscal Year Beginning

**July 01, 2022**

*Christopher P. Morill*

Executive Director


Government Finance Officers Association of the United States and Canada (GFOA) presented a Distinguished Budget Presentation Award to **City of Novi, Michigan**, for its Annual Budget for the fiscal year beginning **July 1, 2022**. In order to receive this award, a governmental unit must publish a budget document that meets program criteria as a policy document, as a financial plan, as an operations guide, and as a communications device.

This award is valid for a period of one year only. We believe our current budget continues to conform to program requirements, and we are submitting it to GFOA to determine its eligibility for another award.



**This page intentionally left blank.**

# TABLE OF CONTENTS



## Introduction

ICMA: Code of Ethics	1
ICMA: Declaration of Ideals	3
City of Novi Leadership Philosophy	5
NOVI Diagram	7
Citizen's Guide to the Budget	9

## Strategic Goals, Priorities, and Issues

Budget Message	11
City Council Strategic Goals & Strategies	17

## Budget Overview

Significant Budgetary Items and Trends	19
Changes Presented Between the Recommended to Adopted Budget	26
Organizational Chart	29

## Fund Structure, Descriptions, & Relationship


Fund Structure	31
Fund Types	32
Fund Descriptions	33
Department/Fund Relationship	37

## Financial Policies and Budget Process

Basis of Accounting & Budgeting	39
Financial Policies	41
Role of the Budget	47
Definition of Balanced Budget	47
Legal Level of Budget Control	48
Budget Process	49
National Community Survey	49
Budget Amendment Process	50
Budget Calendar	51

## Financial Schedules

Consolidated Financial Schedule	53
<b>General Fund</b>	55
<b>Special Revenue Funds</b>	61
202 Major Street Fund	61
203 Local Street Fund	62
204 Municipal Street Fund	63
208 Parks, Recreation, and Cultural Services Fund	64
211 Drain Fund	65




# TABLE OF CONTENTS

213 Tree Fund	66
226 Rubbish Collection Fund	66
262 Forfeiture Fund	67
271 Library Fund	68
272 Library Contribution Fund	68
274 Community Development Block Grant (CDBG) Fund	69
284 Opioid Settlement Fund	69
281 Street Lighting (West Oaks Street) Fund	70
286 Street Lighting (West Lake Drive) Fund	70
287 Street Lighting (Town Center Street) Fund	71
<b>Debt Service Funds</b>	71
371 2016 Library Construction Debt Fund	71
<b>Capital Project Funds</b>	72
401 Capital Improvement Program (CIP) Fund	72
409 Gun Range Facility Fund	73
418 Special Assessment Revolving Fund	73
463 PEG Cable Capital Fund	74
<b>Permanent Fund</b>	75
152 Drain Perpetual Maintenance Fund	75
<b>Enterprise Funds</b>	75
570 Ice Arena Fund	75
574 Senior Housing Fund	76
592 Water and Sewer Fund	76
<b>Internal Service Fund</b>	77
677 Self Insurance Healthcare Fund	77
<b>Fiduciary Fund</b>	77
737 Retiree Healthcare Benefits Fund	77
<b>Fund Balance, Revenues, &amp; Expenditures</b>	
Fund Balance	79
Definition	79
Fund Balance Schedule	80
Significant Changes in Fund Balance	81
Revenue Sources, Assumptions, and Trend Analysis	82
Expenditure Sources, Assumptions, and Trend Analysis	92
Long-Range Operating Financial Plans	94



# TABLE OF CONTENTS




## Capital Program & Debt

Capital Improvement Program	97
Introduction	97
Definition of Capital Improvement	98
Impact of Capital Budget on the Operating Budget	98
CIP Development Process	100
How Capital Affects the Current and Future Operating Budget	101
CIP Funding	102
CIP Expenditures by Category	104
CIP Summary	115
Debt	123
Introduction	123
Principal and Interest Payments to Maturity	124
Schedules of Indebtedness	125
Bond Rating History	128
Computation of Legal Debt Margin	129

## Departmental Information

Position Summary Schedule (full-time)	133
<b>Department Descriptions, Performance Measures, Goals, &amp; Objectives</b>	138
101.00 Mayor and City Council	138
172.00 City Manager	139
<i>Financial Services</i>	140
191.00 Finance Department	140
253.00 Treasury Department	141
215.00 City Clerk	142
<i>Integrated Solutions</i>	143
228.00 Technology	143
265.00 Facility Management	145
265.10 Facility Management – Parks Maintenance	147
257.00 Assessing Department	148
266.00 City Attorney, Insurance, and Claims	149
270.00 Human Resources	150
<i>Public Safety</i>	151
301.00 Police Department	151
336.00 Fire Department	153
<i>Community Development</i>	155
371.00 Building Department	155
701.00 Planning Department	156



# TABLE OF CONTENTS

<i>Department of Public Works</i>	157
441.00 Administration Division	157
441.10 Engineering Division	158
441.20 Field Operations Division	160
441.30 Fleet Asset Division	161
536.00 Water & Sewer Department	163
523.00 Forestry	164
<i>Community Relations</i>	165
725.00 Administration	165
725.10 Studio 6	166
728.00 Economic Development	167
773.00 Novi Youth Assistance	168
803.00 Historical Commission	168
<i>Parks, Recreation, and Cultural Services</i>	170
752.00 Administration	170
756.00 Recreation	170
757.00 Older Adult Services	170
790.00 Library	172
570.00 Ice Arena	173
574.00 Senior Housing (Meadowbrook Commons)	174


## **Statistical Information & Glossary**

Statistical Information	175
Operating Indicators by Function/Program	190
Glossary	191

## **Resolutions**

Resolution of Adoption 2024 Millage Rates	199
Resolution of Adoption Fiscal Year 2024-2025 Budget and	200

# INTRODUCTION



## ICMA CODE OF ETHICS

The mission of ICMA is to create excellence in local governance by developing and fostering professional local government management worldwide. To further this mission, certain principles, as enforced by the Rules of Procedure, shall govern the conduct of every member of ICMA, who shall:

1. We believe professional management is essential to effective, efficient, equitable, and democratic local government.
2. Affirm the dignity and worth of local government services and maintain a deep sense of social responsibility as a trusted public servant.
3. Be dedicated to the highest ideals of honor and integrity in all public and personal relationships in order that the member may merit the respect and confidence of the elected officials, of other officials and employees, and of the public.
4. Serve the best interests of all community members.
5. Submit policy proposals to elected officials; provide them with facts, and technical and professional advice about policy options; and collaborate with them in setting goals for the community and organization.
6. Recognize that elected representatives are accountable to their community for the decisions they make; members are responsible for implementing those decisions.
7. Refrain from all political activities which undermine public confidence in professional administrators. Refrain from participation in the election of the members of the employing legislative body.
8. Make it a duty continually to improve the member's professional ability and to develop the competence of associates in the use of management techniques.
9. Keep the community informed on local government affairs. Encourage and facilitate active engagement and constructive communication between community members and all local government officials.
10. Resist any encroachment on professional responsibilities, believing the member should be free to carry out official policies without interference, and handle each problem without discrimination on the basis of principle and justice.
11. Manage all personnel matters with fairness and impartiality.
12. Public office is a public trust. A member shall not leverage his or her position for personal gain or benefit.

*Adopted by the ICMA Executive Board in 1924, and most recently revised by the membership in April 2023.*





**This page intentionally left blank.**

# INTRODUCTION



## Declaration of Ideals

Members of the International City/County Management Association dedicate themselves to the faithful stewardship of the public trust and embrace a shared ideal of management excellence.


The International City/County Management Association (ICMA) was founded with a commitment to the preservation of the values and integrity of representative local government and local democracy and a dedication to the promotion of efficient and effective management of public services. To fulfill the spirit of this commitment, ICMA works to maintain and enhance public trust and confidence in local government, to achieve equity and social justice, to affirm human dignity, and to improve the quality of life for the individual and the community. Members of ICMA dedicate themselves to the faithful stewardship of the public trust and embrace the following ideals of management excellence, seeking to:

1. Provide an environment that ensures the continued existence and effectiveness of representative local government and promotes the understanding that democracy confers privileges and responsibilities on each citizen.
2. Recognize the right of citizens to influence decisions that affect their well-being; advocate a forum for meaningful citizen participation and expression of the political process; and facilitate the clarification of community values and goals.
3. Respect the special character and individuality of each community while recognizing the interdependence of communities and promoting coordination and cooperation.
4. Seek balance in the policy formation process through the integration of the social, cultural, and physical characteristics of the community.
5. Promote a balance between the needs to use and to preserve human, economic, and natural resources.
6. Advocate equitable regulation and service delivery, recognizing that needs and expectations for public services may vary throughout the community.
7. Develop a responsive, dynamic local government organization that continuously assesses its purpose and seeks the most effective techniques and technologies for serving the community.
8. Affirm the intrinsic value of public service and create an environment that inspires excellence in management and fosters the professional and personal development of all employees.
9. Seek a balanced life through ongoing professional, intellectual, and emotional growth.
10. Demonstrate commitment to professional ethics and ideals and support colleagues in the maintenance of these standards.
11. Take actions to create diverse opportunities in housing, employment, and cultural activity in every community for all people.

**This page intentionally left blank.**



# INTRODUCTION



## City of Novi Leadership Philosophy: Our Guide to Manage, Recruit/Select, and Follow

We believe employees are **committed to providing exceptional services and take pride in contributing** to the community. Our team members are motivated by fair and positive recognition and possess a sense of value to deliver quality customer service.

We believe **diversity is one of our strengths**. We come from many backgrounds and experiences and, together, have built an open, inclusive and welcoming environment. We ensure each person is treated with the highest level of dignity and respect.

We encourage an **inclusive, trusting, and supportive environment** that fosters innovative problem-solving initiatives from every aspect of the organization.

We believe in exercising **leadership at all levels**. We believe the opportunity to lead, both formally and informally, is available and encouraged throughout the organization.

We believe **team members closest to situations have the greatest potential for quickly and effectively resolving issues** and decisions can and should be made by all people throughout the organization.

We are **committed to community engagement, responsible stewardship** of the resources entrusted to us, and delivering services in an open and transparent manner.


We **encourage and expect team members to dedicate and commit time to future thinking and planning, as well as exploring innovative options** to do things better. We understand that we may fail, but we will learn from those experiences.

We pride ourselves on **communicating openly and honestly through a variety of methods** and encourage internal and external feedback that is accurate and timely to most effectively inform all team members.

We **believe and take pride in Novi's tradition of leading and partnering with the wider community**. We desire to be the first to step up and partner, to be leaders who follow through on mutually beneficial co-operations. With the assistance of schools, service agencies, and other units of government, we can find areas of each of our strengths to provide the best and most efficient service to citizens and businesses.

Revised: 11/11/2021

**This page intentionally left blank.**



# INTRODUCTION


## NOVI DIAGRAM





**This page intentionally left blank.**

# INTRODUCTION



## Citizen's Guide to the Budget

The purpose of this section is to explain to the reader the format and information presented in the budget document.


The budget provides a financial plan to execute the Budget Program Strategies which are funded through the General Fund, Special Revenue Funds and other sources; and includes payment of debt.

The budget document consists of the following sections:

- **Strategic Goals, Priorities, and Issues** includes the City Manager's Budget Message that articulates priorities and issues for the upcoming year. It describes significant changes in priorities from the current year and explains the factors that led to those changes. This section also highlights the City's coherent statement of organization-wide, strategic goals and strategies that addresses long-term concerns and issues.
- **Budget Overview** provides an overview of the significant budgetary items and trends. It also includes a summary of changes presented between the proposed to adopted budget and an organizational chart.
- **Fund Structure, Descriptions, & Relationship** includes a matrix of the fund structure, descriptions of all funds, and the relationship between the entity's functional units, major funds, and nonmajor funds in the aggregate.
- **Financial Policies and Budget Process** provides the basis of accounting and budgeting, a summary of the financial and budget policies including the definition for a balanced budget, and process of preparing, reviewing, and adopting the budget; as well as the procedures for amending the budget.
- **Financial Schedules** provides the City's three-year operating budgets for all funds including prior year actual, current year estimated ending balances, and proposed budget year; as well as the consolidated financial schedule.
- **Fund Balance, Revenues, and Expenditures** presents projected changes in fund balances/net positions for all appropriated funds; describes major revenue sources, expenditures, and other financing sources and uses, as well as explains the underlying assumptions for any estimates and discusses any trends. It also discusses entity-wide long-term operating financial plans and its effect on the budget and budget process.
- **Capital Program and Debt** defines capital expenditures, provides a listing of capital improvement projects (excluding previously budgeted projects rolled over from prior years) for the upcoming fiscal year, as well as for the next five years (including funding sources), and describes its effects on the current and future operating budget. Financial data on the current debt obligations are included in this section as well; which includes, legal debt limits, principal and interest payments presented through maturity, bond ratings, and each debt obligation's purpose.
- **Departmental Information** section includes department descriptions/overviews, performance measures, goals, and objectives. A citywide personnel schedule of all full-time positions is also included in this section.
- **Statistical Information and Glossary** section provides additional information pertaining to the City of Novi that may be of interest to the reader of the budget document. Also included in this section is a Glossary of the various budget and financial terms used throughout the document.
- **Resolutions** contain the two final resolutions approved by the Mayor and City Council as part of the budget process which include adoption of the annual property tax millage rates, budget, and acknowledgement of the multi-year budget.

**This page intentionally left blank.**

# STRATEGIC GOALS, PRIORITIES & ISSUES



## FY 2024-25 RECOMMENDED BUDGET MESSAGE

March 22, 2024

Honorable Mayor and City Council Members:

It is with great honor and enthusiasm that I present to you the recommended Annual Budget for Fiscal Year 2024-25. This task, mandated by our City Charter, underscores the pivotal role of strategic financial planning in steering our beloved City towards a prosperous and vibrant future.

Reflecting on the founding of Lego by Ole Kirk Christiansen in 1932, I am reminded of the boundless possibilities that stem from imagination and innovation. Much like the intricate construction of a Lego city, our vision for Novi is rooted in building a community that is safe, welcoming, and dynamic. Every aspect of our budget serves as a building block towards this collective aspiration.

Ever since I was a child, I've been enamored by Legos, using imagination to be in space, on a race track, or (not surprisingly) building a city. Even as kids, our Lego city needed all the necessary mechanisms to make it a safe, welcoming, vibrant, and healthy community with public safety, parks, hospitals, transit, infrastructure support/public works, commerce, etc.




Similar to our playful Lego city, our City of Novi needs the building blocks to make it functional, safe, and vibrant. Our fiscal year budget 2024/25 theme is Building Community, Together. However, beyond mere bricks and mortar, true leadership and vision are essential in ensuring that this community thrives. Regardless of what you do for a living, where your office is, and how far you travel every day, at the end of the day, Novi residents come home. Each one of more than 66,000 residents helps make Novi what it is every day.

By providing innovative leadership and a clear vision for the future, we can transform Novi into more than just a place to live – it becomes a beacon of community, progress, and prosperity. Just as a child meticulously crafts each piece of a Lego masterpiece with imagination and foresight, so, too, must we approach the development and nurturing of our city. With visionary leadership guiding us, we can ensure that Novi continues to grow and thrive, becoming a model community for generations to come.

### **Budget Process**

Every year, the City's staff initiates the budget-building process shortly after the prior budget is approved. Starting in August/September, Departments commence compiling estimates for their budgets for the following July. Budget meetings with the City Manager's office, along with early input sessions with the City Council, culminate in the presentation of a recommended budget for the Council's consideration. The Council then convenes a Special Budget Session dedicated solely to reviewing the recommended budget. Finally, the Annual Budget & Financial Plan undergoes a vote during a subsequent meeting, where five votes are required to approve the policy document. By City Charter, the budget must be approved prior to the third Monday in May.



# STRATEGIC GOALS, PRIORITIES & ISSUES

In addition to the City Council's review of the Annual Recommended Budget & Financial Plan, various other committees (e.g., Planning Commission, Capital Improvement Plan Committee, etc.) and commissions provide input on different components of the document. For over 10 years, City Council has entrusted City staff with drafting a balanced budget for the upcoming fiscal year and the subsequent three years. The recommended document outlined below constitutes a three-year balanced financial plan.

As a leader, ensuring this process remains transparent, efficient, and aligned with the City's long-term vision is paramount. We aim not just to balance the books but also to invest wisely in the future of our community, fostering growth, sustainability, and prosperity for all residents.

## Council Goals

As previously mentioned, the guiding principles of this document were discussed and solidified in early 2024 as the City Council met and collectively provided goals for staff to work toward within three categories:

- **OPERATE** a world-class, sustainable local government
- **BUILD** a desirable and vibrant community for residents and businesses
- **INVEST** properly in being a safe community at all times for all people

Goals were developed under these three themes for the next 24 months and for the long-term to be accomplished within the next five years.

One particular goal established was to create a community strategic plan to guide the community to 2050. This initiative represents a forward-looking approach aimed at ensuring our City's long-term success and sustainability. The strategic plan will serve as a roadmap, outlining key priorities, goals, and objectives that align with our vision for the future.

Such an initiative will not only provide clarity and direction for decision-making but will also play a crucial role in shaping future budget documents. The pillars established in the strategic plan will serve as the foundation for our budgetary efforts, guiding resource allocation and investment strategies that support the realization of our long-term vision.

## OPERATE

In FY 2024/25, the City will proudly hold four separate accreditation certificates, affirming our commitment to adhering to the best practices and highest standards in various disciplines. These certifications underscore our dedication to excellence and serve as a testament to our unwavering pursuit of quality and professionalism.


To further support our ongoing accreditation efforts, we recommend the addition of a shared position that will assist the Departments of Public Works, Public Safety, and Parks, Recreation, and Cultural Services. This collaborative role will bolster our endeavors to attain accreditation in their respective fields. While the Department of Public Works progresses toward accreditation, Public Safety and Parks and Recreation continue to uphold their standards by maintaining meticulous records, policies, and procedures.

As a result of these efforts, the current full-time employee count (excluding the Novi Public Library) stands at 260. By achieving accreditation, we reaffirm our commitment to upholding the highest standards and best practices, ensuring that our community receives exceptional service and support.



Speaking of best practices and the quality of service our City staff team provides, following employee surveys, a High-Performance Organization (HPO) workshop, and recent Administrative Goal Setting Session, a groundbreaking strategic internal initiative has emerged: Novi Next, our "Lego" for the future.

# STRATEGIC GOALS, PRIORITIES & ISSUES



Just as assembling Lego bricks allows for infinite creations, Novi Next is poised to revolutionize our organizational culture, focusing on excellence while catapulting Novi into a realm of progressive and innovative local governance. Novi Next embodies the essence of Lego's forward momentum, encapsulated in its name. Like the promise of "Next," this initiative signifies our unwavering commitment to looking ahead, adopting a dynamic, forward-focused approach in all our endeavors.

Much like constructing with Lego, Novi Next is not a one-time build but an ongoing process of continuous enhancement and evolution. We are dedicated to embracing new ideas, cutting-edge technologies, and innovative strategies, ensuring Novi stands as a model of innovation and progress. With Novi Next, our staff team is embarking on an exciting journey, one where every piece – every idea, every initiative – contributes to the vibrant tapestry of Novi's future.

In addition to our culture, employee benefits, too, play a key role in attraction and retention efforts. Our commitment remains steadfast in providing comparable offerings to those found in the private sector. Our retirement health care benefits are exceptionally funded at 120%, although the pension system remains at approximately 60%. Since 2006, the City Council's goal has been to support the defined contribution program, prioritizing sustainability and stability over the unpredictability of a defined benefit program.

Furthermore, we're excited to announce the opening of the new Studio No.VI in the Civic Center. This centralized facility will serve as a hub for recording various programming to promote City initiatives, projects, and updates. Not only will it enhance our video content across multiple platforms, but it will also serve as the launching pad for the City's Podcast, allowing us to creatively construct narratives that engage and inform our community. With this state-of-the-art resource, we'll explore opportunities to potentially collaborate with neighboring communities, further amplifying our outreach efforts and building connections like interlocking Lego pieces.



We're also proud to share Novi has once again been recognized as a Michigan Green Community, earning a gold designation in 2022. Our City Administration, in alignment with the City Council's support, has long championed environmentally sustainable practices, much like carefully selecting eco-friendly Lego pieces to build a green city. From remodels to new constructions, we incorporate eco-friendly measures that have consistently earned us accolades such as the Green Communities Challenge. Anticipating another award in 2023, this marks the sixth time Novi has received such recognition, and we're committed to continuing this trend into 2024 and beyond, building a sustainable future brick by brick.




## Statistics

In our vision for Novi's future, we see our city as a vibrant and thriving community, much like a meticulously crafted Lego masterpiece. As we look ahead, we recognize that the foundation of our success lies in a robust tax base. Just as each Lego brick contributes to the strength and stability of a structure, the value of each property in Novi fuels our municipal operations and drives our progress.

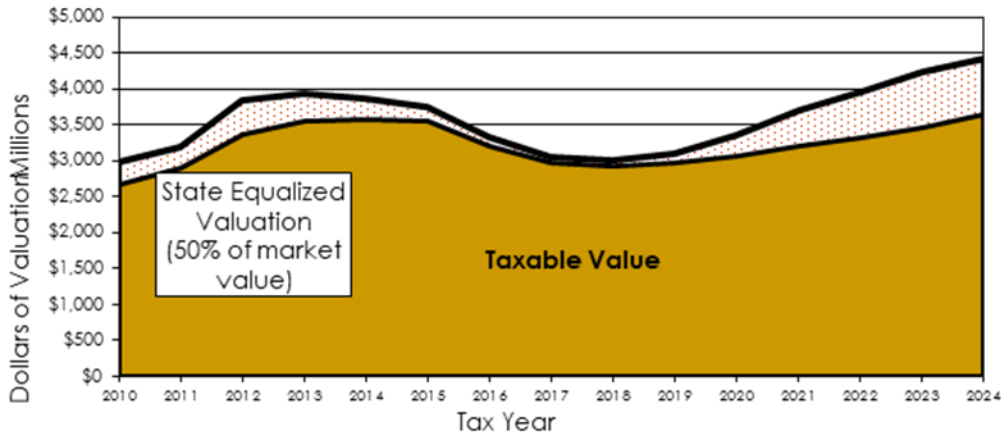
Despite not receiving a direct portion of certain taxes like neighboring states, we remain resilient, relying on the value of commercial and residential properties to sustain us. This dynamic is akin to carefully assembling Lego pieces to construct a sturdy foundation for our community's growth.





# STRATEGIC GOALS, PRIORITIES & ISSUES

With each passing year, Novi's taxable value (TV) continues to rise, laying the groundwork for our future endeavors. It's a testament to our commitment to excellence and our vision for continued prosperity.



In this vision, Novi stands out among its peers, boasting one of the highest taxable values in the county, yet maintaining one of the lowest millage rates. It's a delicate balance, much like finding the perfect arrangement of Lego bricks to achieve both stability and efficiency. By embracing this vision and leveraging our strong tax base, we can continue to build upon our success, enriching the lives of our residents and creating a community that stands tall.

<u>Community</u>	<u>Local Unit Type</u>	<u>TOTAL MILLAGE RATE</u>	<u>Population</u>	<u>Taxable Value</u>
Troy, MI	City	9.8966	87,294	6,194,962,650
Canton, MI	Township	12.2909	98,833	4,813,151,818
Novi	City	10.5376	66,243	4,649,264,350
West Bloomfield, MI	Township	11.6475	65,888	4,519,681,912
Rochester Hills, MI	City	10.551	76,300	4,421,012,510
Farmington Hills, MI	City	16.5693	83,986	4,238,124,340

## BUILD

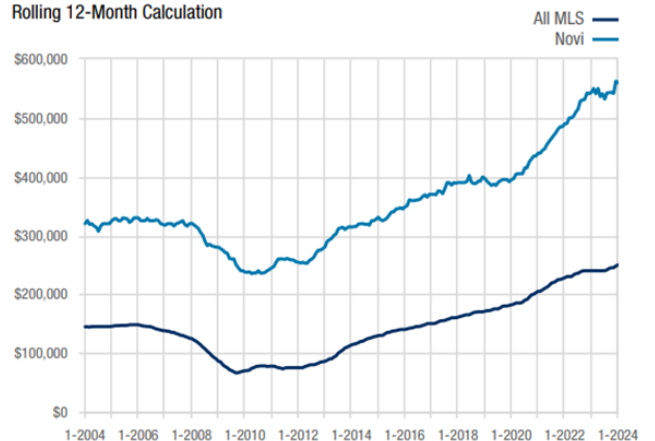
### Economic Impact/climate

Home sales in the city continue to underscore the value of our municipal services, affirming our commitment to providing a high quality of life. The median sale price consistently surpasses state and county averages, reflecting the desirability of living in our Novi. Much like the precise alignment of Lego pieces in a structure, these home sales demonstrate how our carefully crafted services and amenities contribute to overall community appeal.


Single-family homes in Novi are in high demand, with properties typically spending just around a month on the market before being sold. This swift turnover is a testament to the attractiveness of our community and the strong demand for housing here.

### Median Sales Price - Residential

Rolling 12-Month Calculation



# STRATEGIC GOALS, PRIORITIES & ISSUES



Exciting developments are on the horizon, particularly in the Town Center/Main Street area, where the Townes at Main Street is currently under construction. This project will introduce 32 multi-family residential buildings comprising 193 three- to four-story townhome-style units. Like adding new pieces to a Lego set, this expansion will breathe new life into the area, create a vibrant sense of place along Main Street, and enhance the overall value of our community.



With each new home sold and every new development completed, Novi continues to evolve and grow, shaping itself into a dynamic and desirable place to live, work, and play. Just as each Lego piece contributes to the overall design of a creation, each new resident and development project enriches the fabric of our community, making Novi an even more attractive destination for families and individuals alike.

## INVEST

Infrastructure improvements are a cornerstone of our ongoing efforts to enhance the quality of life for all residents in our community. Much like assembling a complex Lego structure, these projects require careful planning and execution to ensure their success.

In this budget, we have proposed significant rehabilitation work for key roadways such as Meadowbrook, Nine Mile, and Novi Roads, as well as allocating \$4.5 million for neighborhood infrastructure upgrades. Just as each Lego piece contributes to the stability and functionality of a larger creation, these road projects are vital components of our City's infrastructure network, supporting the smooth flow of traffic and ensuring the safety of all who travel through our community.


Additionally, we are committed to enhancing our park facilities, with plans to reconstruct pathways and improve drainage at Ella Mae Power Park. This investment will not only enhance the overall experience for park visitors but also contribute to the long-term sustainability of these valuable community assets.

Furthermore, updates are planned for the theatre at the Civic Center, along with the replacement of 98 air conditioning units at Meadowbrook Commons. These improvements are essential for maintaining the functionality and comfort of these facilities, much like replacing worn-out Lego pieces to keep a creation in optimal condition.

As we move forward, City staff are prepared to assist City Council in developing plans for transformative projects discussed during early input sessions. These include initiatives such as public safety facility improvements, ITC reconfiguration, Beck Road enhancements, funding for road improvements, and the establishment of a community center. Like assembling a complex Lego set, these transformative projects require careful coordination and strategic planning to ensure their successful implementation.

In line with our commitment to Public Safety, Novi Police Officers began wearing body cameras in 2024, providing peace of mind for both officers and the public. These cameras, in conjunction with new cameras installed in each squad car, represent a significant investment in enhancing transparency and accountability within our law enforcement operations. To support this initiative, a position in Public Safety was allocated and filled to manage the recording and storage of bodycam footage, ensuring compliance with freedom of information requests and safeguarding the integrity of this valuable data.

Through these infrastructure improvements and strategic investments, we are laying the foundation for a stronger, more resilient community—one where residents can thrive and prosper for generations to come.



# STRATEGIC GOALS, PRIORITIES & ISSUES

## Conclusion

As I reflect on the past 13 years of service, I am deeply grateful for the opportunity to work alongside the dedicated and passionate City staff of Novi. Their unwavering commitment to excellence and tireless dedication to serving our community is nothing short of inspiring.

To each and every member of the Novi team, I extend my heartfelt thanks for your hard work and unwavering commitment to our shared mission. Your dedication to this community is truly inspirational, and I am continually motivated by your professionalism and passion for making Novi the best it can be.


A special acknowledgment goes to our Finance and budget development team, whose meticulous efforts have culminated in the creation of this budget. Carl Johnson, Sabrina Lilla, Pat Cauchi, Megan Mikus, Pat Oleszkowicz, Keri Blough, Shery Walsh-Molloy, and Jeanette Handy—your expertise and dedication have been instrumental in shaping our financial roadmap for the upcoming fiscal year.

As we move forward, I eagerly anticipate City Council's feedback and constructive conversation about the Annual Recommended Budget & Financial Plan. Together, we will continue to work collaboratively towards the betterment of our beloved community, guided by our shared vision for a prosperous and thriving Novi, much like assembling and refining a Lego creation until it reaches its full potential.

Respectfully submitted,

Victor Cardenas  
City Manager

# STRATEGIC GOALS, PRIORITIES & ISSUES



## City Council Strategic Goals & Strategies

On Saturday, January 6th, 2024, at an Early Input Budget Session, the Novi City Council met to discuss Strategic Themes & Broad Goal categories. At that meeting, City council voted to reinstate short term and long term goals. As in years past, City Council used a real-time collaborative brainstorming application to prioritize goals. The goals that received a majority vote (five or more) from City Council guide the City Manager in creating the FY 2024-25 Recommended Budget. The City Council goals are as follows:

### **OPERATE** a world-class, sustainable local government.

#### Goals — Short Term

- Create and adopt a comprehensive Community Strategic Plan to envision the future state of our community in the year 2050,
- Establish an Environmental Sustainability Committee to study all aspects of environmental sustainability in the City and at minimum, develop an Environmental Sustainability Action Plan,
- Increase engagement and outreach efforts with Novi's Diverse Populations,
- Explore further service consolidation and joint opportunities with the Novi Community School District,
- Review and update current board and commission structure and add new boards/commissions as appropriate to maximize opportunities for resident engagement and input to City Staff.


#### Goals — Long Term

- Develop a plan to renew the Capital Improvement (CIP) millage to get it on the ballot in advance of expiration,
- Prioritize and implement the top 3 Action Plans from the “Environmental Sustainability Action Plan”,
- Continue efforts to reduce the unfunded and long-term liabilities by pursuing a strategy of Defined Contribution retirement plans (or Hybrid DB/DC where appropriate).

### **BUILD** a desirable and vibrant community for residents and businesses

#### Goals — Short term

- Investigate and improve ongoing power issues experienced by Novi residents by collecting data from DTE and working with neighboring communities,
- Review the Woodlands and Wetlands Ordinance and make any necessary revisions to ensure we are balancing the protection of natural resources with development,
- Assess and create a Novi (Town Center Area) Vibrancy Strategy that is organized under four pillars: Home, Economic Center, Destination, and Safe & Welcoming Place,
- Create a broadband master plan.



# STRATEGIC GOALS, PRIORITIES & ISSUES

## Goals — Long term

- Build a Community Facility that serves and connects all our residents,
- Develop walkable 'Pocket Parks' in areas of the city where there are no walkable parks,
- Pursue partnership with Northville for a Trail connection from Novi-Northville, possibly near the rail-road bridge on 8 mile (e.g. presentation at Walkable Novi),
- Work with neighboring communities to complete connections through Novi to local trail systems (Airline/Huron Valley, Hines Drive, I-275 when complete to make Novi businesses an appealing rest stop for cyclists using the trails).

## **INVEST** properly in being a Safe Community at all times for all people.

### Goals — Short term

- Develop a plan to capitalize on the County's Transit Millage to ensure utilization of the tax dollars the City infuses into the system,
- Investigate opportunities to improve and enhance the City's Yard Waste Collection by offering a drop-off facility during off months,
- Update the Sidewalk Maintenance Policy and evaluate all City sidewalks over the next 5 years, making repairs as recommend in the policy,
- Collaborate with the City of Northville, Northville Township, Wayne County to ensure 8 Mile Road is re-constructed between Novi and Haggerty Roads,
- In 2023, the percentage of our roads in Poor (PASER 1-3) condition was ~9% and the percentage of roads in Fair (PASER 4-5) condition was ~40% (~50% combined). Maintain road funding levels to decrease the number of roads with a PASER score of Poor Condition (1-3) and Fair (4-5) to ~45% of the total road network by 2026.

### Goals — Long term


- Develop a plan to ensure senior transit is financially sustainable given the growth in Novi's senior population and requests to add additional service times, routes, etc.
- Continue to support accreditation (or re-accreditation) of Police, Fire, Dispatch, Parks, Recreation, Cultural Services, Public Works, etc.

## **Proposed Capital Initiatives (Transformative Projects).**

Significant in scale and scope, transformative projects are bold, visionary endeavors with far-reaching impacts. Characterized by their ability to catalyze positive change and generate lasting benefits for Novi, these projects often include aspects of innovation, social equity, environmental sustainability, and community engagement requiring substantial funding.

- 12 Mile widening—funding model
- New public safety facility
- ITC reconfiguration
- Facilities to support Older Adult Services and Recreation
- Beck Road widening
- Bosco Park parking lot, access drive and pathway and ITC/Bosco connector

# BUDGET OVERVIEW



## Significant Budgetary Items and Trends

### Headlee Amendment

The Headlee amendment of the State Constitution can reduce the amount of operating millages allowed by City Charter. This amendment limits the growth in property tax revenue from existing property to the rate of inflation. It accomplishes this by reducing millages proportionally by the amount that market changes exceed the State's inflation rate multiplier. The table on this page shows the millages, revenues, remaining capacities and the proportion of each funds' property tax revenue.

CITY CHARTER RATES, HEADLEE MAXIMUM RATES AND 2024 TAX LEVY


	CITY CHARTER	ADJUSTED CHARTER MAXIMUM HEADLEE		2024 LEVY	REMAINING CAPACITY
		2023	2024		
<b>OPERATING FUNDS</b>					
GENERAL FUND-Operating	6.5000	4.7505	4.7505	4.7505	-
GENERAL FUND-PA 359 Advertising*	0.0000	3.9214	3.9214	0.0107	3.9107
MUNICIPAL STREET FUND	1.5000	1.4197	1.4197	1.4197	-
PUBLIC SAFETY	1.8000	1.3518	1.3518	1.3518	-
PARKS AND RECREATION	0.5000	0.3648	0.3648	0.3648	-
DRAIN REVENUE FUND	1.0000	0.7303	0.7303	0.6113	0.1190
CIP FUND	1.0000	0.9514	0.9514	0.9514	-
LIBRARY FUND	1.0000	0.7303	0.7303	0.7303	-
<b>DEBT SERVICE FUNDS</b>					Last Fiscal Year of Levy
2008 LIBRARY DEBT FUND	(as needed)	N/A	N/A	0.3471	2026-27
				<b>10.5376</b>	

	MILLAGE			REVENUE	REMAINING CAPACITY
	2023-24	2024-25	CHANGE		
<b>OPERATING FUNDS</b>					
GENERAL FUND	4.7505	4.7505	0.0000	\$ 23,545,582	\$ -
GENERAL FUND-PA 359 Advertising*	0.0107	0.0107	0.0000	50,000	-
MUNICIPAL STREET FUND	1.4197	1.4197	0.0000	7,099,598	-
PUBLIC SAFETY	1.3518	1.3518	0.0000	6,697,197	-
PARKS AND RECREATION	0.3648	0.3648	0.0000	1,807,243	-
DRAIN REVENUE FUND	0.6113	0.6113	0.0000	3,028,492	589,570
CIP FUND	0.9514	0.9514	0.0000	4,713,471	-
LIBRARY FUND	0.7303	0.7303	0.0000	3,618,062	-
	<b>10.1905</b>	<b>10.1905</b>	<b>0.0000</b>	<b>\$ 50,559,645</b>	
<b>DEBT SERVICE FUNDS</b>					
2008 LIBRARY DEBT FUND	0.3471	0.3471	0.0000	1,719,549	
	<b>10.5376</b>	<b>10.5376</b>	<b>0.0000</b>	<b>\$ 52,279,194</b>	

\*Per Public Act 359 of 1925, levy up to 4 mills not to exceed \$50,000

NOTE: No Headlee rollback assumed for 2024 tax year

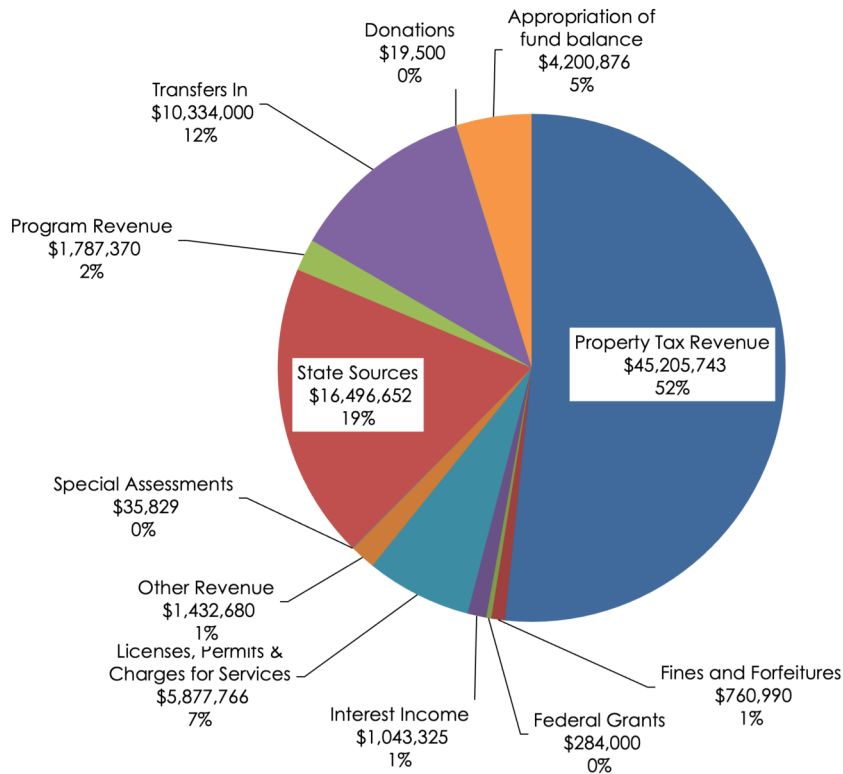





# BUDGET OVERVIEW

## Fiscal Year 2024-2025 Budgeted Revenues (by category)

ESTIMATED REVENUES	GENERAL FUND	SPECIAL REVENUE FUNDS	TOTAL BUDGETED
Property Tax Revenue	\$ 29,954,144	\$ 15,251,599	\$ 45,205,743
Fines and Forfeitures	325,000	435,990	\$ 760,990
Federal Grants	153,000	131,000	\$ 284,000
Interest Income	631,112	412,213	\$ 1,043,325
Licenses, Permits & Charges for Services	3,560,766	2,317,000	\$ 5,877,766
Other Revenue	828,120	604,560	\$ 1,432,680
Special Assessments	-	35,829	\$ 35,829
State Sources	7,734,386	8,762,266	\$ 16,496,652
Program Revenue	-	1,787,370	\$ 1,787,370
Transfers In	-	10,334,000	\$ 10,334,000
Donations	-	19,500	\$ 19,500
Appropriation of fund balance	928,810	3,272,066	\$ 4,200,876
<b>TOTAL ESTIMATED REVENUES</b>	<b>\$ 44,115,338</b>	<b>\$ 43,363,393</b>	<b>\$87,478,731</b>

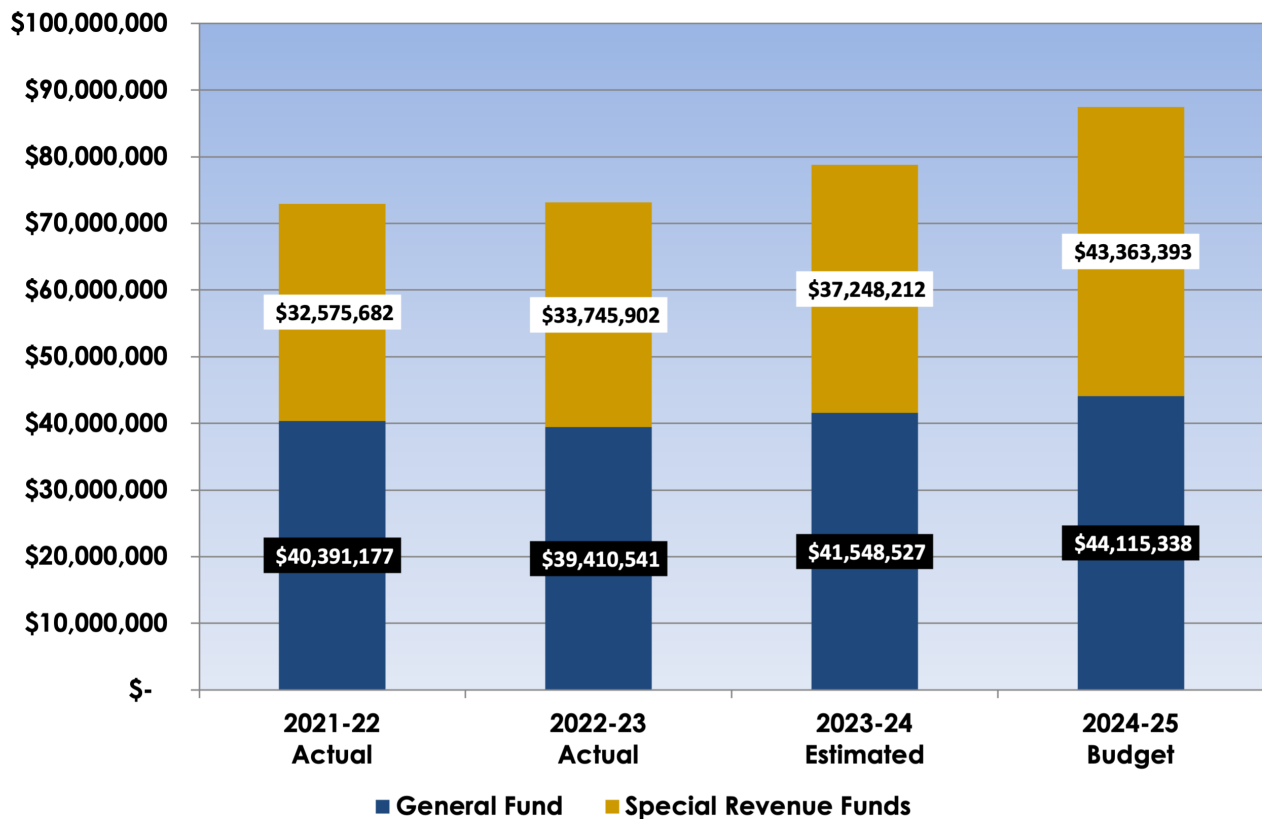





# BUDGET OVERVIEW

## Comparison of Revenue (Four-Year)

Fund	2021-22 Actual	2022-23 Actual	2023-24 Estimated	2024-25 Budget	% Change Estimated 2023-24 & Budget 2024-25
<b>GENERAL FUND</b>	<b>\$ 40,391,177</b>	<b>\$ 39,410,541</b>	<b>\$ 41,548,527</b>	<b>\$ 44,115,338</b>	<b>6.18%</b>
<b>SPECIAL REVENUE FUNDS</b>					
Major Street	5,582,019	6,151,740	7,003,738	9,338,289	33.33%
Local Street	8,571,490	8,059,527	7,073,688	7,586,775	7.25%
Municipal Street	6,295,543	6,725,481	6,978,015	9,457,230	35.53%
Parks, Recreation & Cultural Services	3,309,860	3,701,655	3,764,761	3,758,885	-0.16%
Drain	2,594,136	2,736,523	5,328,267	4,952,264	-7.06%
Tree	(38,145)	218,605	406,592	636,471	56.54%
Rubbish Collection	2,101,595	2,116,486	2,230,000	2,297,000	3.00%
PEG Cable	(197)	-	-	-	0.00%
Forfeiture	344,242	228,810	572,340	530,990	-7.22%
Library	3,295,483	3,507,954	3,615,894	4,332,550	19.82%
Library Contribution	(10,861)	60,931	41,900	255,500	509.79%
Community Development Block Grant	170,638	151,751	146,578	131,000	-10.63%
Opioid Settlement Fund	-	50,610	50,610	50,610	0.00%
West Oaks St. Street Lighting	7,529	7,529	7,529	7,529	0.00%
American Resuce Plan Act (ARPA)	324,050	-	-	-	0.00%
West Lake Dr Street Lighting	3,300	3,300	3,300	3,300	0.00%
Town Center St. Street Lighting	25,000	25,000	25,000	25,000	0.00%
	<b>\$ 32,575,682</b>	<b>\$ 33,745,902</b>	<b>\$ 37,248,212</b>	<b>\$ 43,363,393</b>	<b>16.42%</b>
<b>TOTAL REVENUE</b>	<b>\$ 72,966,859</b>	<b>\$ 73,156,443</b>	<b>\$ 78,796,739</b>	<b>\$ 87,478,731</b>	<b>11.02%</b>



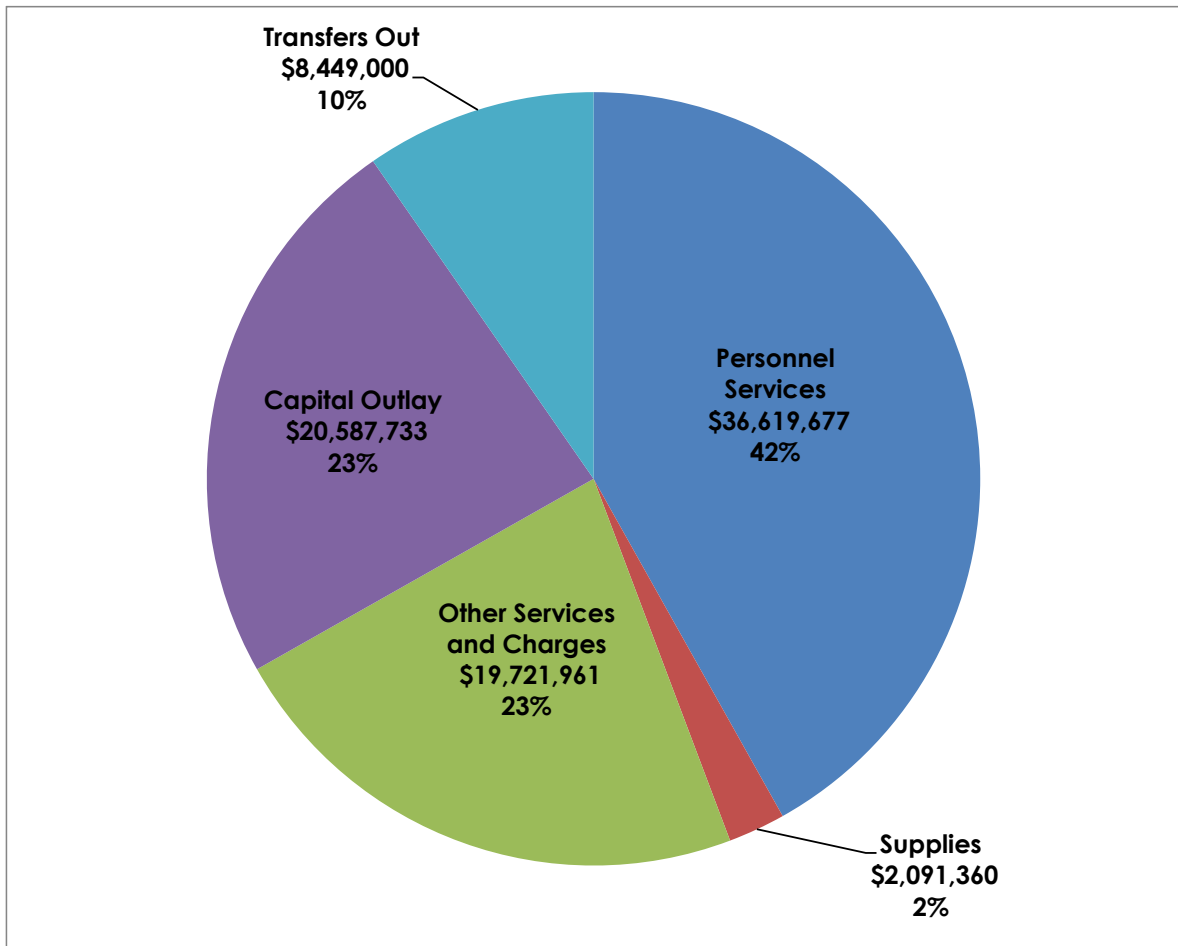



# BUDGET OVERVIEW

## Fiscal Year 2024-25 Budgeted Expenditures (by category)

The following represents Fiscal Year 2024-25 budgeted expenditures (General Fund and Special Revenue Funds), as well as a four-year comparison of expenditures by fund.

EXPENDITURES	GENERAL FUND	SPECIAL REVENUE FUNDS	TOTAL BUDGETED
Personnel Services	\$ 32,215,888	\$ 4,403,789	\$ 36,619,677
Supplies	1,197,310	894,050	\$ 2,091,360
Other Services and Charges	7,665,252	12,056,709	\$ 19,721,961
Capital Outlay	2,811,888	17,775,845	\$ 20,587,733
Transfers Out	225,000	8,224,000	\$ 8,449,000
<b>TOTAL EXPENDITURES</b>	<b>\$ 44,115,338</b>	<b>\$ 43,354,393</b>	<b>\$ 87,469,731</b>

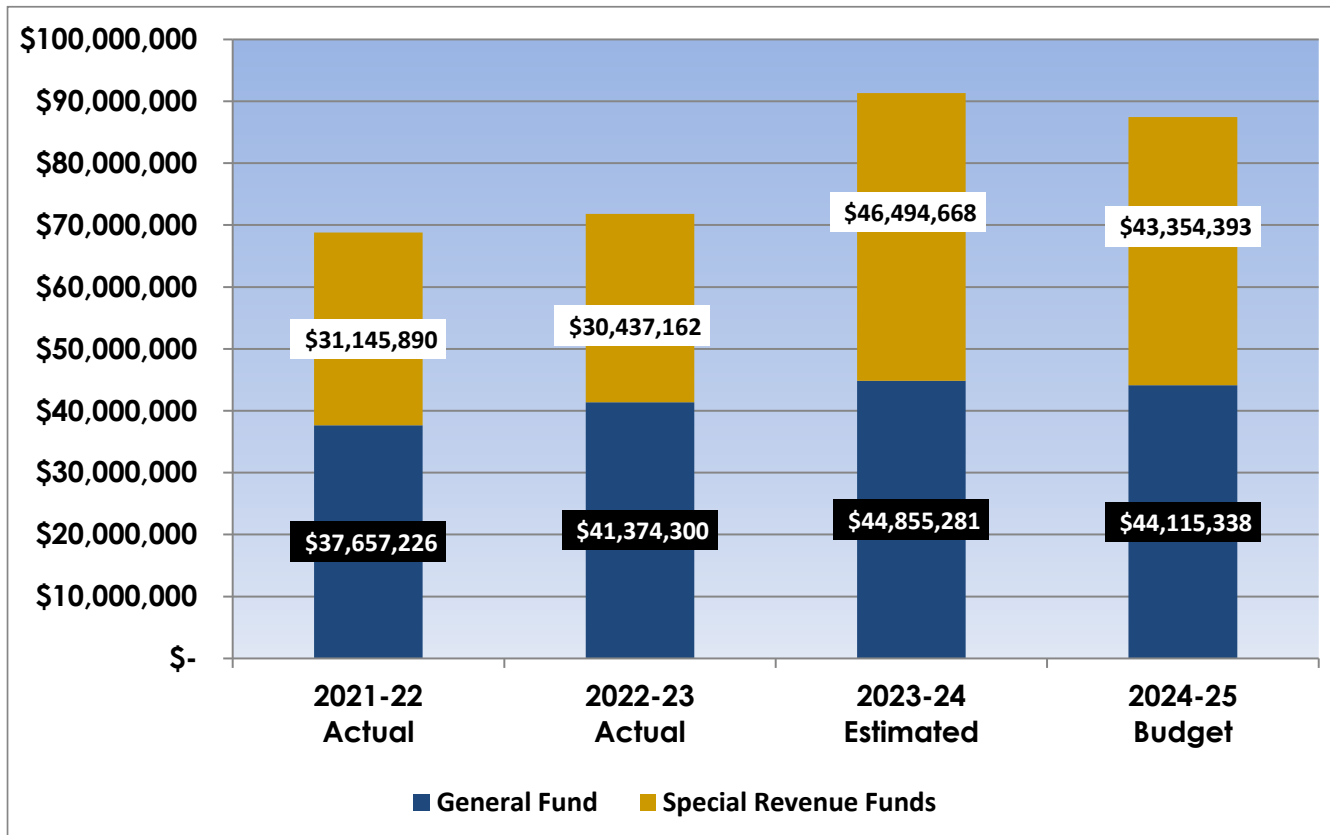





# BUDGET OVERVIEW

## Comparison of Expenditures (Four-Year)

Fund	2021-22 Actual	2022-23 Actual	2023-24 Estimated	2024-25 Budget	% Change Estimated 2023-24 & Budget 2024-25
<b>GENERAL FUND</b>	<b>\$ 37,657,226</b>	<b>\$ 41,374,300</b>	<b>\$ 44,855,281</b>	<b>\$ 44,115,338</b>	<b>-1.65%</b>
<b>SPECIAL REVENUE FUNDS</b>					
Major Street	4,586,983	3,138,525	11,747,878	9,338,289	-20.51%
Local Street	8,726,072	7,975,283	7,410,968	7,582,775	2.32%
Municipal Street	5,154,413	7,308,500	8,306,415	9,457,230	13.85%
Parks, Recreation & Cultural Services	2,915,920	3,210,445	4,708,271	3,758,885	-20.16%
Drain	2,576,383	2,225,295	5,857,446	4,952,264	-15.45%
Tree	686,549	655,951	1,068,592	636,471	-40.44%
Rubbish Collection	2,101,595	2,116,486	2,230,000	2,297,000	3.00%
PEG Cable	288,781	-	-	-	0.00%
Forfeiture	344,242	138,643	662,507	530,990	-19.85%
Library	3,227,293	3,472,716	4,027,191	4,332,550	7.58%
Library Contribution	28,740	18,399	212,901	255,500	20.01%
Community Development Block Grant	155,552	147,603	131,000	131,000	0.00%
Opioid Settlement Fund	-	-	101,220	50,610	-50.00%
West Oaks St. Street Lighting	5,145	5,146	5,329	5,229	-1.88%
American Rescue Plan Act (ARPA)	324,050	-	-	-	0.00%
West Lake Dr Street Lighting	3,158	3,157	3,250	3,300	1.54%
Town Center St. Street Lighting	21,014	21,013	21,700	22,300	2.76%
	<b>\$ 31,145,890</b>	<b>\$ 30,437,162</b>	<b>\$ 46,494,668</b>	<b>\$ 43,354,393</b>	<b>-6.75%</b>
<b>TOTAL APPROPRIATED FUNDS</b>	<b>\$ 68,803,116</b>	<b>\$ 71,811,462</b>	<b>\$ 91,349,949</b>	<b>\$ 87,469,731</b>	<b>-4.25%</b>






# BUDGET OVERVIEW

## Summary of Street Funds

The following summarizes combined revenues and expenditures for the three Street Funds: Major Street Fund 202, Local Street Fund 203, and Municipal Street Fund 204.

### SUMMARY OF STREET FUNDS: MAJOR STREET FUND 202, LOCAL STREET FUND 203, AND MUNICIPAL STREET FUND 204

	Actual	Estimated	Budget	Projected	
	2022-2023	2023-2024	2024-2025	2025-2026	2026-2027
<b>Revenue</b>					
Property Taxes	\$ 6,186,798	\$ 6,539,559	\$ 6,963,067	\$ 7,202,772	\$ 7,323,365
State Right-of-Way	297,962	265,000	316,000	343,000	370,000
RCOC Trunkline - Summer & Winter	149,992	145,000	150,000	155,000	160,000
State Gas & Weight Tax	8,136,113	8,127,021	8,360,266	8,600,206	8,846,591
Other (Interest Income, Licenses Permits, & Charges for Services, Donations, State Sources, and Other Revenue)	606,683	35,861	223,961	189,682	165,185
<b>Total Revenue</b>	<b>\$ 15,377,548</b>	<b>\$ 15,112,441</b>	<b>\$ 16,013,294</b>	<b>\$ 16,490,660</b>	<b>\$ 16,865,141</b>
<b>Expenditures</b>					
Major Street Fund	\$ 1,555,916	\$ 10,143,240	\$ 7,609,074	\$ 4,446,273	\$ 7,345,474
Local Street Fund - Annual Neighborhood Repair Program	4,023,445	3,992,441	4,500,000	4,500,000	4,550,000
Local Street Fund - Other	2,128,462	559,613	175,010	1,684,282	936,112
Municipal Street Fund	1,153,084	1,663,621	548,530	1,400,000	200,000
<i>Subtotal Capital Expenditures</i>	<b>\$ 8,860,907</b>	<b>\$ 16,358,915</b>	<b>\$ 12,832,614</b>	<b>\$ 12,030,555</b>	<b>\$ 13,031,586</b>
Routine/Preventative Maintenance	2,586,966	3,685,126	3,884,000	3,034,200	3,034,200
Winter Maintenance	689,123	878,000	820,000	820,000	820,000
Traffic services	255,215	255,000	250,000	250,000	250,000
Other Services and Charges	470,897	345,220	367,680	357,905	358,355
<i>Subtotal Maintenance and Other Expenditures</i>	<b>\$ 4,002,201</b>	<b>\$ 5,163,346</b>	<b>\$ 5,321,680</b>	<b>\$ 4,462,105</b>	<b>\$ 4,462,555</b>
<b>Total Expenditures</b>	<b>\$ 12,863,108</b>	<b>\$ 21,522,261</b>	<b>\$ 18,154,294</b>	<b>\$ 16,492,660</b>	<b>\$ 17,494,141</b>
<b>Revenues over/(under) expenditures</b>	<b>\$ 2,514,440</b>	<b>\$ (6,409,820)</b>	<b>\$ (2,141,000)</b>	<b>\$ (2,000)</b>	<b>\$ (629,000)</b>



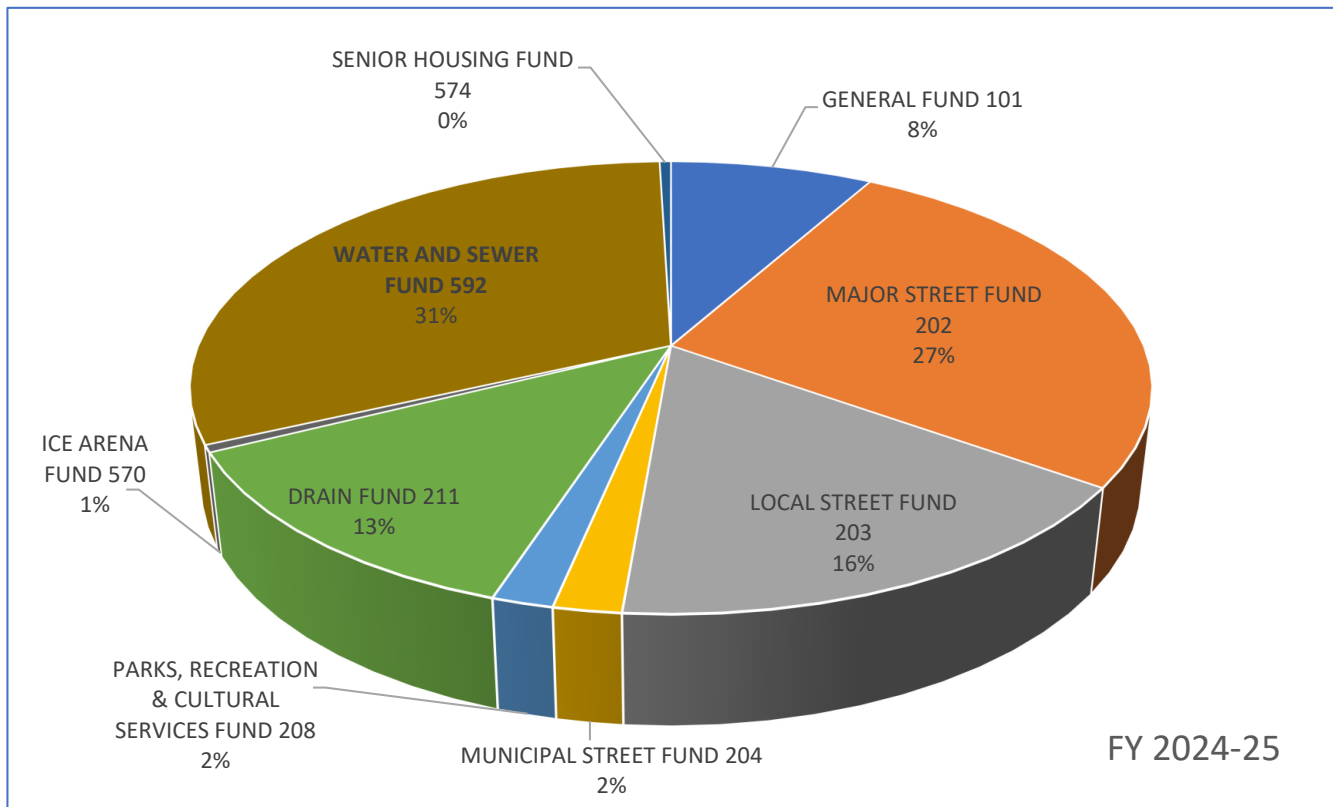
# BUDGET OVERVIEW

## Capital Improvement Program (CIP) Expenditures by Fund


The following is a table that summarizes the City's expenditures/expenses for all CIP projects by funding source.

### FY 2024-25 Capital Improvements by Fund

FUND	Budget	Projected			Forecast			TOTAL
	FY 2024-25	FY 2025-26	FY 2026-27	FY 2027-28	FY 2028-29	FY 2029-30		
101 General Fund	\$ 2,307,438	\$ 858,354	\$ 767,436	\$ 3,399,277	\$ 1,101,313	\$ 1,207,600	\$ 9,641,418	
202 Major Street Fund	\$ 7,589,074	\$ 4,426,273	\$ 7,325,474	\$ 2,601,045	\$ 4,901,805	\$ -	\$ 26,843,671	
203 Local Street Fund	\$ 4,675,010	\$ 6,184,282	\$ 5,486,112	\$ 8,343,310	\$ 6,000,000	\$ 6,484,421	\$ 37,173,135	
204 Municipal Street Fund	\$ 548,530	\$ 1,400,000	\$ 200,000	\$ 1,078,746	\$ 1,288,396	\$ 3,904,601	\$ 8,420,273	
208 Parks, Rereation, & Cultural Services Fund	\$ 496,120	\$ 380,000	\$ 369,830	\$ 798,720	\$ 422,730	\$ 624,560	\$ 3,091,960	
211 Drain Fund	\$ 3,567,571	\$ 1,391,158	\$ 1,497,360	\$ 3,211,129	\$ 2,820,450	\$ 750,000	\$ 13,237,668	
409 Gun Range Facility Fund	\$ -	\$ -	\$ 111,190	\$ -	\$ -	\$ -	\$ 111,190	
570 Ice Arena Fund	\$ 144,500	\$ 819,550	\$ 25,330	\$ 575,000	\$ 350,000	\$ -	\$ 1,914,380	
574 Senior Housing Fund	\$ 129,200	\$ 366,000	\$ 288,400	\$ 1,450,080	\$ 180,000	\$ -	\$ 2,413,680	
592 Water & Sewer Fund	\$ 8,921,639	\$ 2,629,408	\$ 3,274,513	\$ 3,249,591	\$ 2,500,000	\$ 6,729,845	\$ 27,304,996	
<b>TOTAL</b>	<b>\$ 28,379,082</b>	<b>\$ 18,455,025</b>	<b>\$ 19,345,645</b>	<b>\$ 24,706,898</b>	<b>\$ 19,564,694</b>	<b>\$ 19,701,027</b>	<b>\$ 130,152,371</b>	








# BUDGET OVERVIEW

**Changes Presented between the Recommended to Adopted Budget**

**This page intentionally left blank.**

# BUDGET OVERVIEW

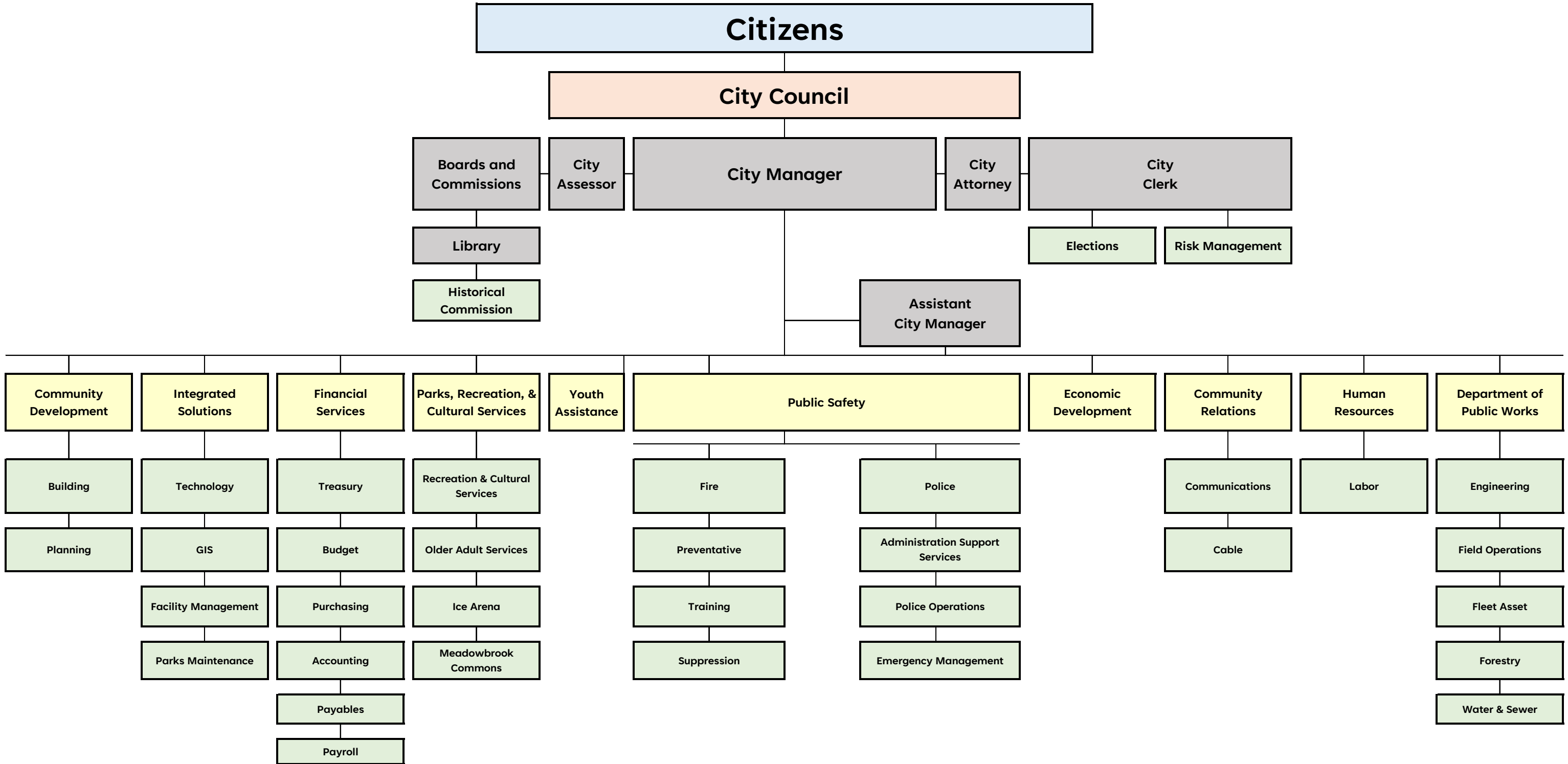


**Changes Presented between the Recommended to Adopted Budget**

**This page intentionally left blank.**


**This page intentionally left blank.**

# Organizational Chart



**This page intentionally left blank.**

# FUND STRUCTURE, DESCRIPTIONS & RELATIONSHIP



## Fund Structure

### Governmental Funds

**\* General Fund**

# 101 - General Fund

**Debt Service Fund**

371 - 2016 Library Construction Debt

**Capital Project Funds**

# 401 - Capital Improvement Program (CIP)  
409 - Gun Range Facility  
418 - Special Assessment Revolving  
463 - PEG Cable

**Permanent Fund**

152 - Drain Perpetual Maintenance

**\* Special Revenue Funds**

202 - Major Street  
# 203 - Local Street  
204 - Municipal Street  
208 - Parks, Recreation, and Cultural Services  
211 - Drain  
213 - Tree  
226 - Rubbish Collection  
262 - Forfeiture  
271 - Library  
272 - Library Contribution  
274 - Community Development Block Grant  
284 - Opioid Settlement Fund  
281 - West Oak St. Street Lighting  
286 - West Lake Drive Street Lighting  
287 - Town Center St. Street Lighting

### Proprietary Funds

**Enterprise Funds**

570 - Ice Arena  
574 - Senior Housing  
592 - Water and Sewer

**Internal Service Fund**

677 - Self Insurance Health Care

### Component Units

^ 244 - Economic Development Corporation  
^ 246 - Corridor Improvement Authority (CIA)

### Fiduciary Funds

**^ Custodial Funds**

701 - Agency  
703 - Tax

**Pension & Other Post Employment Benefit Trust Fund**

737 - Retiree Health Care Benefits

\* Requires Budget

# Major Fund

^ Funds NOT Appropriated, but included in the audited financial statements


## Appropriated Funds

Annual budgets are legally adopted for the General Fund and Special Revenue Funds as required by the State's Uniform Budgeting and Accounting Act. In addition, although not required by law, budgets are prepared for the City's Debt Service, Capital Projects, Permanent, Enterprise, Internal Service, and Pension & Other Post Employment Benefit Trust Funds. These budgets are prepared for financial management and project control purposes.

## Major Funds

The City of Novi reports on three major governmental funds which are the General Fund, Local Street Fund, and the Capital Improvement Program (CIP) Fund.





# FUND STRUCTURE, DESCRIPTIONS & RELATIONSHIP

## Fund Types

The accounts of the City are organized by funds and account groups, each of which is considered a separate accounting entity. Funds are established to segregate specific activities or objectives of a government in accordance with special regulations, restrictions or limitations. The various funds are grouped into generic fund types in four broad fund categories as follows:

### Governmental Funds

**General Fund:** The General Fund contains the records of the ordinary activities of the City that are not accounted for in another fund. General Fund activities are financed by revenue from general property taxes, state-shared revenue and other sources.

**Special Revenue Funds:** Special Revenue Funds are used to account for the proceeds of earmarked revenue from financing activities requiring separate accounting because of legal or regulatory provisions.

**Debt Service Funds:** Debt Service Funds are used to account for the annual payment of principal and interest concerning certain long-term debt other than debt payable from the operations of an enterprise fund.

**Capital Project Funds:** Capital Project Funds are used to account for the development of capital facilities other than those financed by the operations of the enterprise funds.

**Permanent Funds:** Permanent Funds are used to report resources that are legally restricted to the extent that only earnings, and not principal, may be used for purposes that support the reporting government's programs.

### Proprietary Funds

**Enterprise Funds:** Enterprise Funds are used to account for the results of operations that provide a service to citizens financed by a user charge for the provision of that service. Besides normal operations, the Water and Sewer Fund provides for capital investment, which is funded by a one-time connection charge.

**Internal Service Funds:** Internal Service Funds are used to track goods or services shifted between departments on a cost reimbursement basis.


### Fiduciary Funds

Fiduciary Funds are used to account for assets held by the City in a trustee capacity or as an agent for individuals, organizations, other governments or other funds.

### Component Units

A governmental component unit is a legally separate organization for which the elected officials of the primary government are financially accountable.

# FUND STRUCTURE, DESCRIPTIONS & RELATIONSHIP



## Fund Descriptions

**General Fund:** The General Fund is used to account for all financial resources traditionally associated with City government, except those required to be accounted for in another fund. The General Fund includes police, fire, planning, engineering, building inspection, neighborhood services, public works, assessing, and internal services such as information technology and finance. The two primary sources of revenue for this fund are general property taxes and State Shared Revenue. In addition, the General Fund also receives revenue from licenses and permits, grants, fines and forfeitures and interest on investments.

### SPECIAL REVENUE FUNDS

**Major Street Fund:** The Major Street Fund's purpose is to account for expenditures associated with the construction and maintenance needs of the Major Street portion (as defined by State Act 51) of the City's street network. Financing is primarily provided by the City's share of State gas and weight taxes.

**Local Street Fund:** The Local Street Fund's purpose is to account for expenditures associated with the construction and maintenance needs of the City's Local Streets. Financing is provided by the City's share of State gas and weight taxes and transfers from other funds.

**Municipal Street Fund:** The Municipal Street Fund is used to enhance the Major and Local Street Funds, and to provide matching funds for County roads. This fund accounts for a City Charter authorized property tax millage to supplement the Major and Local Street Funds that have limited resources due to the reliance on the State gas and weight tax.


**Parks, Recreation, and Cultural Services Fund:** The departments within this fund administer all parks, recreation and cultural services operations, including strategic direction, policy development, resource identification, and serves as the liaison to the Parks, Recreation and Cultural Services Commission and the Novi Parks Foundation.

**Drain Fund:** This fund includes a special property tax millage that was approved for the purpose of improving and maintaining the City's regional and arterial detention system.

**Tree Fund:** This fund was established to cover most of the cost of City tree replacement and future maintenance costs. Proceeds vary from year to year and come from fines, fees paid by developers and street tree maintenance charges pursuant to the City Charter and Code of Ordinances.

**Rubbish Collection Fund:** The Rubbish Collection Fund records the activity related to the City of Novi trash/recycle program which began in July 2016. The City bills for half of the annual service on the July tax bill and the balance of the service is placed on the December tax bill.

**Forfeiture Fund:** This fund records all receipts and expenditures relating to Federal, State, Local and OWI, forfeited and legally restricted, funds relating to narcotic trafficking, money laundering, State laws and ordinances.



# FUND STRUCTURE, DESCRIPTIONS & RELATIONSHIP

**Library Fund:** Novi Public Library provides the resources and programs to support the educational, cultural, informational and recreational needs of its diverse community. The Library supports intellectual freedom and access to information resources for all, while maintaining the privacy of its patrons and providing a safe and secure environment. The Library is funded primarily from property taxes in accordance with a special City Charter millage.

**Library Contribution Fund:** In May 2004, the City of Novi's Library received a generous gift of \$1,000,000 from Charles and Myrtle Walker for use in the replacement or expansion of the then existing Library building. The Library Board also entered into a Library Building Fund Gift Agreement with the Walker family to encourage additional donations. The library has continued to receive donations. As of January 1, 2014, the restrictions on the use of these funds expired.

**Community Development Block Grant (CDBG) Fund:** This fund records federal grant monies passed through to the City from Oakland County. These funds are used to support the youth assistance program, minor home repair program, Haven, and emergency services.

**Opioid Settlement Fund:** The Opioid Settlement Fund is to account for the opioid settlement payments from opioid manufacturers, distributors, and pharmacies to settle various lawsuits against their companies across the US. The majority of funds must be spent on opioid remediation including; addressing the misuse and abuse of opioid products, treat or mitigate opioid use or related disorders and mitigate other alleged effects of, including on those injured as a result of, the opioid epidemic.

**Street Lighting (West Oaks Street) Fund:** This fund was established by a vote of the City Council to account for a special assessment levy to provide street lighting to West Oaks Street.

**Street Lighting (West Lake Drive) Fund:** This fund was established by a vote of the City Council to account for a special assessment levy to provide street lighting to West Lake Drive.

**Street Lighting (Town Center Street) Fund:** This fund was established by a vote of the City Council to account for a special assessment levy to provide street lighting to Town Center Street.


## DEBT FUNDS

**2016 Library Construction Debt Fund:** This fund was established to account for annual debt service payments for a bond that was issued to construct a new library building. The annual debt service is paid from property tax collections authorized by a voter approved millage. The last debt service payment will be paid in fiscal year ending 2027.

## PERMANENT FUNDS

**Drain Perpetual Maintenance Fund:** A citizen's committee has been established to oversee the building and maintenance of the drain system. This fund was initially created with allocations from the Drain Fund. Additional revenue has come from tap fees for properties connecting to regional systems. The intent is to build an investment base in which earnings will eventually cover the cost of maintaining the system and reduce or eliminate the need for the Drain Fund millage.

# FUND STRUCTURE, DESCRIPTIONS & RELATIONSHIP



## CAPITAL PROJECT FUNDS

**Capital Improvement Program (CIP) Fund:** The Capital Improvement Program (CIP) Fund's purpose is to track activity related to the voter approved CIP millage which was passed on August 2, 2016. This millage is not to exceed the annual rate of 1.0 mills for a period of 10 years. The uses of the CIP millage funds include but are not limited to parks and facilities, land acquisition, pathways, and apparatus (such as fire truck or heavy equipment). These funds shall not be used for operations or payroll. These funds shall include revenues from the sale of equipment, vehicles, and land originally purchased within this fund. The first levy for this millage was July 1, 2017.

**Gun Range Facility Fund:** As of July 1, 2014, the City Council has elected to place the gross revenue from users of the gun range facility (previously in the General Fund) into a separate capital project fund to be used toward planned future capital improvements.

**Special Assessment Revolving Fund:** This fund is used to account for the construction of capital assets funded in whole or part by long-term special assessment debt. The city has self-funded previous projects and has elected to maintain the cumulative interest as well as the initial General Fund contribution in this fund. All future uses of this fund will be determined as part of the city's annual capital improvement plan (CIP plan).


**PEG Cable Capital Fund:** As of September 2019, the revenues related to PEG Cable have been placed into this separate capital project fund to be used toward planned future capital improvements.

## ENTERPRISE FUNDS

**Ice Arena Fund:** The Novi Ice Arena opened in 1998 to provide ice skating services to Novi residents and other local communities. The facility is self-supporting and strives to generate positive cash flow under contract with Suburban Arena Management – Novi LLC, a third party vendor.

**Senior Housing Fund:** Meadowbrook Commons is an older adult housing community owned by the City of Novi and managed by a contractual management company. Financing for this project was provided through bonds issued by the Building Authority. The total construction cost was \$12.5 million and all operational expenses and the bond debt retirement are covered by rental revenue.

**Water and Sewer Fund:** The City of Novi takes pride in providing safe and efficient water distribution and sanitary sewage collection systems. The City has taken steps to further improve infrastructure, as recommended by the Water Distribution Study and Master Plan Update, the sanitary sewer Capacity, Management, Operations and Maintenance Program (CMOM) and as otherwise determined to be necessary. These programs have allowed the City to fully examine the current operation of the City's utility-based infrastructure and provide recommendations for improvements to the water distribution and sanitary sewage collection systems.



# FUND STRUCTURE, DESCRIPTIONS & RELATIONSHIP

## INTERNAL SERVICE FUNDS

**Self Insurance Healthcare Fund:** This fund's purpose is to track any health insurance claims through a HAP administered plan as of January 1, 2020. Individual funds are charged premium based insurance rates called "illustrative rates" and the surplus at the end of the year remains in this fund and is used to offset future insurance costs (after claims reserve balances are met). The illustrative rates are adjusted annually by our insurance consultant based on current market rates and our specific claims history.

## FIDUCIARY FUNDS


**Retiree Health Care Benefits Fund:** The Retiree Health Care Benefits Fund accounts for medical benefits provided to retirees and is funded through contributions from the various funds of the City as a percentage of payroll.

## COMPONENT UNITS

**Economic Development Corporation Fund:** The Economic Development Corporation of the City of Novi (the "Corporation") was created to provide means and methods for the encouragement and assistance of industrial and commercial enterprises in relocating, purchasing, constructing, improving, or expanding within the City so as to provide needed services and facilities of such enterprises to the residents of the City. The Corporation's governing body is selected by the City Council. The Corporation is reported within the component unit column in the government-wide financial statements. It is reported in a separate column to emphasize that it is legally separate from the City. The Corporation does not issue a separate financial report.

**Corridor Improvement Authority (CIA) Fund:** The Corridor Improvement Authority of the City of Novi (the "CIA") was created by the City in January 2018 as a funding mechanism for corridor improvements on either side of Grand River Avenue from Wixom Road to Haggerty Road. A CIA is authorized under the Corridor Improvement Authority Act (PA 280 of 2005) and is governed by a Board of Directors whose primary purpose is to correct and prevent deterioration and promote economic growth within the corridor.

# FUND STRUCTURE, DESCRIPTIONS & RELATIONSHIP



## Department/Fund Relationship


Department / Fund Relationship Matrix											
Department	Major Funds			Non-Major Funds						Fiduciary	Component Units
	General	Local Street	Capital Improvement Program (CIP)	Special Revenue	Debt Service	Capital Projects	Permanent	Enterprise	Internal Service		
101.00 City Council	X										
172.00 City Manager's Office	X										
191.00 Financial Services: Finance	X										
253.00 Financial Services: Treasury	X										
215.00 City Clerk	X										
257.00 Assessing	X										
228.00 Integrated Solutions: Technology	X										
265.00 Integrated Solutions: Facility Management	X		X								
265.10 Integrated Solutions: Parks Maintenance	X		X								
266.00 City Attorney, Insurance, & Claims	X										
270.00 Human Resources	X										
301.00 Public Safety: Police	X					X					
336.00 Public Safety: Fire	X		X			X					
371.00 Community Development: Building	X										
701.00 Community Development: Planning	X										
441.00 DPW: Administration	X										X
441.10 DPW: Engineering	X	X	X	X		X		X			
441.20 DPW: Field Operations	X			X							
441.30 DPW: Fleet Asset	X			X		X		X			
523.00 DPW: Forestry				X							
536.00 DPW: Water & Sewer								X			
725.00 Community Relations: Admin	X					X					
725.10 Community Relations: Studio 6	X					X					
728.00 Economic Development	X										X
773.00 Novi Youth Assistance	X										
803.00 Historical Commission	X										
752.00 PRCS: Administration			X	X		X					
756.00 PRCS: Recreation				X							
757.00 PRCS: Older Adult Services	X			X							
790.00 Library				X	X						
570.00 Ice Arena								X			
574.00 Senior Housing								X			

- X denotes the department participates in the fund
- DPW is acronym for Department of Public Works
- PRCS is acronym for Parks, Recreation, & Cultural Services

**This page intentionally left blank.**



# FINANCIAL POLICIES & BUDGET PROCESS



## **Basis of Accounting and Budgeting**

The basis of accounting and budgeting for the City of Novi conform to (GAAP) as applicable to governmental units, with the exception that interfund transfers are considered as any other appropriation in evaluating priorities rather than as a separate item.

### **Basis of Accounting**

The accrual basis of accounting is used by the Enterprise Funds. All Governmental Funds and Agency Funds use the modified-accrual basis of accounting. Modifications in such methods from the accrual basis are as follows:


Property tax revenue that is both measurable and available for use to finance operations is recorded as revenue when earned. Other revenue is recorded when received. Properties are assessed as of December 31 and become a lien then. The related property taxes are billed on July 1 of the following year. These taxes are due without a penalty during the period July 1 through August 31 with a 4% penalty added after that date. After February 28, they are added to the County tax rolls. The County Tax Revolving Fund reimburses the City for the real property portion of these taxes and assumes collection responsibilities for both real and personal property taxes.

- Non-current receivables, such as special assessments, are recorded at full value and deferred revenue is recorded for the portion not available for use to finance operations as of year-end.
- Interest income on special assessments receivable is not accrued until its due date.
- Interest on bonded indebtedness and other long-term debt are not recorded as expenditures until the due date.
- Payments for inventory type of supplies are recorded as expenditures at the time of purchase.
- Normally, expenditures are not divided between years by the recording of prepaid expenses.
- The non-current portion of accumulated employee benefits is reflected in the government-wide financial statements.

### **Fixed Assets and Long-Term Liabilities**

Fixed assets used in governmental fund type operations are accounted for in the government-wide financial statements, rather than in the governmental funds. Depreciation is reported on a straight-line basis for such fixed assets. All fixed assets are recorded at cost or, if donated, at their estimated fair value on the date donated. Long-term liabilities expected to be financed from governmental funds are accounted for in the government-wide financial statements, not in the governmental funds.

Fixed assets and long-term liabilities relating to the Water and Sewer, Ice Arena, and Senior Housing Funds are accounted for in those funds. Depreciation on such fixed assets is charged as an expense against the operations of the fund on a straight-line basis.



# FINANCIAL POLICIES & BUDGET PROCESS

## **Cash Equivalents**

For purposes of the statement of cash flow, the Enterprise funds consider all highly liquid investments with an original maturity of three months or less to be cash equivalents. In addition, the statements of cash flow include both restricted and unrestricted cash and cash equivalents.

## **Inventories**

Inventories in the Enterprise funds are valued at cost, on a first in, first out basis, which approximates market value.

## **Deposits and Investments**

The City believes that due to the dollar amounts of cash deposits and the limits of Federal Deposit Insurance Corporation, insuring all bank deposits is impractical. The City evaluates every financial institution it deposits City funds into, assessing the level of risk.

## **Investments**

The City is authorized by Michigan Public Act 20 of 1943 (as amended) to invest surplus monies in U.S. bonds and notes, certain commercial paper, U.S. government repurchase agreements, government agencies, Bankers' acceptances and mutual funds and investment pools that are composed of authorized vehicles.

To the extent that cash from various funds has been pooled, related investment income is allocated to each fund based on relative participation in the pool, except that investment earnings by the Agency Funds are allocated to the General Fund.

## **Basis of Budgeting**


All Governmental Funds, including the legally adopted General Fund and Special Revenue Funds, are budgeted for on a modified accrual basis. As an example, employee wages are budgeted to account for the number of days scheduled for each fiscal year. The basis of budgeting is the same as the basis of accounting, except that transfers have been included in the "revenue" and "expenditure" categories for budgetary purposes, rather than as "other financing sources (uses)" for accounting purposes.

## **Operating Budget**

The City will attempt to maintain its present service level for all priority and essential services within the existing property tax millage limits.

- The City will maintain a budgetary control system to ensure adherence to the budget and will prepare periodic reports comparing actual revenues and expenditures with budgeted amounts.
- The City will emphasize efforts to reduce expenditures in major cost centers (i.e. energy, medical insurance premiums, street lighting, pension cost, and Worker's Compensation payments).
- The Ice Arena, Senior Housing, and Water and Sewer funds will be self-supporting.
- The City will protect against catastrophic losses through a combination of insurance and maintaining appropriate fund balance levels.

# FINANCIAL POLICIES & BUDGET PROCESS



## Financial Policies

The City of Novi's financial policies, as compiled below, set forth the basic framework for the overall fiscal management of the City. Operating independently of changing economic circumstances and conditions, these policies help the decision making process of the City Council and administration. These policies provide guidelines for evaluating both current activities and proposals for future programs.


Most of the policies represent long-standing principles (i.e. traditions and practices) that have guided the City in the past and have helped maintain financial stability.

The City's financial policies serve the administration in the preparation of a balanced operating budget and management of the City's financial affairs. The budget complies with the relevant financial policies.

## Fund Balance Policies

On September 26, 2011, the City Council adopted by resolution the following fund balance/reserve policies:

- The City will establish a reserve to pay for expenditures as a result of unforeseen emergencies or for shortfalls caused by revenue declines.
- The City will seek to maintain a diversified and stable revenue system to shelter itself from short-run fluctuations in any one revenue source.
- The City will attempt to obtain additional revenue sources to insure a balanced budget.
- The City will follow an aggressive policy of collecting revenue.
- The City will establish all user charges and fees at a level considering the cost (operating, direct, indirect and capital) of providing the service.
- The City will establish reserves to comply with the terms and conditions of the debt instruments used to finance capital improvement projects.
- The City will review fund balance/reserves annually during the budget process.
- In the event the level of expenditures exceeds the estimated appropriations, the City will create a plan to replenish fund balance/reserves within three years by controlling operating expenditures, adjusting operations and/or dedicating excess or specific revenue sources.



# FINANCIAL POLICIES & BUDGET PROCESS

## **General Fund**

For the General Fund, the reserve will be maintained at a minimum of approximately 22-25 percent of the budgeted expenditures as adopted by City Council Resolution, April 5, 2017. In the event that circumstances arise causing the fund balance to fall below 22%, a plan will be put in place to replenish the balance during the subsequent budget year. Additional reserves can be designated for a specific purpose as identified by City Council during the budget process. Fund balance will be established to:

- Provide a fund or reserve to meet emergency expenditures
- Provide cash to finance expenditures from the beginning of the budget year until general property taxes or other revenues are collected
- Demonstrate financial stability and therefore preserve or enhance its bond rating, thereby lowering debt issuance costs;
- Accumulate sufficient assets to make designated purchases;
- Avoid short-term borrowing and associated interest costs.

As part of the budget process excess fund balance may be used to reduce liabilities or fund expenditures of the next fiscal period.

## **Street Funds (Major, Local and Municipal Street)**

The City's fund balance for the street funds will be established within a minimum range of 10-20%, individually and collectively amongst the three funds, to cover extraordinary maintenance events (i.e. unusual winter maintenance events, emergency reconstruction, etc.), and contingencies for budgeted construction projects. In addition, the City may establish a designation for capital projects in excess of \$1.5 million, to be completed in future years based on the capital improvement program.


## **Parks, Recreation and Cultural Services Fund**

The fund balance for the Parks, Recreation and Cultural Services Fund will be established within a minimum range of 12-22% of fund annual budgeted expenditures, since this fund is similar to the General Fund in terms of covering operations. This fund reports two major sources of revenue: special voted property tax millage and program revenue. The City may establish a designation for capital projects in excess of \$300,000; to be completed in future years based on the capital improvement program.

## **Tree Fund**

The fund balance for the Tree Fund will be maintained at a minimum of \$500,000 for purposes of establishing a contingency or allowance in the event of some natural disaster impacting the City's tree inventory (e.g. severe storms, straight-winds; diseases; or infestations).

# FINANCIAL POLICIES & BUDGET PROCESS



## Capital Replacement Reserve Policy

### Enterprise Funds


The City has established capital replacement reserves in each of its three Enterprise Funds.

The key Capital Replacement Funding principle is that the money is collected and segregated, over a period of time, to cover the repair or replacement cost of existing common elements; that is, capital assets already in existence (for example, the replacement of an existing HVAC system, roof, parking area, etc.). Capital Replacement Funds are part of a long-term financial plan, which helps:

- Strengthen the community's fiscal health
- Increase the market value of units
- Provides stability to avoid large future assessments or rate increases

User charges and fees will be computed based on current year operating expenses, debt service requirements and annual contribution/replenishment of the capital replacement reserve.

The City conducts a Capital Needs Assessment and Replacement Reserve Analysis for the Ice Arena and Meadowbrook Commons facilities approximately every 5-7 years. The user charges and fees will include annual contribution/replenishment of the capital replacement reserve. Cash and investments for operations will be computed based on a minimum of two months expenditures.



# FINANCIAL POLICIES & BUDGET PROCESS

## Revenue Policies

The City will estimate its annual revenue by a conservative, objective and analytical process.

The City will review fees and charges annually. It will attempt to design and/or modify revenue systems to include provisions that automatically allow charges to grow at a rate that keeps pace with the cost of providing the service.

Non-recurring revenue will be used only to fund non-recurring expenditures.

## Capital Improvements Policies

The City will develop a multi-year plan for capital improvements, update it annually and make all capital improvements identified in the plan to the extent possible. The City Charter was adopted with a low operating millage, with the understanding that major capital expenditures, if not otherwise provided for, would be financed by bond issues and related special millage.

The City's plan includes large capital purchases and construction projects costing more than \$25,000. A Capital Improvement Program, as defined in this document, includes real property expenditures greater than \$25,000 that have a life expectancy of at least five years and personal property items costing more than \$25,000 with a life expectancy of at least one year.

The City will maintain its physical assets at a level adequate to protect the City's capital investment and to reduce future maintenance and replacement costs. The budget will provide for the adequate maintenance and the orderly replacement of the capital plant and equipment from current revenues where possible.

The City will use the following criteria to evaluate the relative merit of each capital project:

- Projects specifically included in an approved replacement schedule will receive priority consideration.
- Projects will be evaluated as to the impact on the operating budget; those that reduce the cost of operations or energy consumption will receive priority consideration.

## Investment Policies


The City's investment objectives in priority order are: Safety, Liquidity, and Yield.

Disbursement, collection, and deposit of all funds will be managed to insure that all cash is invested promptly until needed.

The City will strive to maximize the return on the portfolio, with the primary objective of preserving capital by prudent investment practices.

For the City's complete investment policies please contact the Finance Department.

# FINANCIAL POLICIES & BUDGET PROCESS



## Debt Policies

City of Novi, as a home rule unit, presently has a statutory limit on the amount of general obligation debt outstanding. The limit on the outstanding indebtedness cannot exceed 10% of the equalized assessed valuation.

The Debt Policy approved by the City Council in March 2013 puts forth these additional debt limits:

- The City's net bonded indebtedness incurred for all public purposes should not exceed \$2,500 per capita.
- Debt service payments are limited to 20% of the combined operating and debt-service fund expenditures.
- Municipal securities issued for capital improvement purposes shall not exceed 5% of the state equalized valuation of the property assessed in the City of Novi.

In addition, the City will maintain a sound relationship with all bond-rating agencies and will keep them informed about our current capital projects. General obligation debt will not be used for enterprise activities.

The maturity date for any debt may not exceed the reasonably expected useful life of the project so financed. Debt service for property tax supported obligations is structured to fit within the City's annual property tax levy budget for the repayment of principal and interest. When it is deemed to be in the best interest of the City, the City will consider refunding outstanding bonds.

## Accounting, Auditing and Financial Reporting Policies

An independent audit will be performed annually.

The City will produce annual financial reports following Generally Accepted Accounting Principles (GAAP) as outlined by the Governmental Accounting Standards Board (GASB).

The City will maintain strong internal audit controls.

## Grant Policies


The City Manager's Office reviews and approves department requests to pursue grants.

Completed applications requiring a local match are presented for approval to City Council. The approval includes financing mechanism and required matching funds.

Upon notice of grant award City Council approves budget and formal acceptance.

The Finance Department works with the initiating department for proper reporting and program monitoring.





# FINANCIAL POLICIES & BUDGET PROCESS

## Purchasing Policies

The Purchasing Division is responsible for the administration of the procurement process for the supplies, materials and equipment required for the operation and maintenance of the City's departments and facilities.

Purchases will be made in accordance with federal, state and municipal requirements.

Purchases will be made in an impartial, economical, competitive, and efficient manner.

**PURCHASES OR CONTRACTS UNDER \$5,000** For expenditures of less than \$5,000, Department Heads are authorized to make the purchase. It is the responsibility of the Department Head to ensure the quality of goods/services and that competitive prices are received. Verbal quotes are acceptable.

**PURCHASES OR CONTRACTS BETWEEN \$5,000 - \$24,999** For expenditures over \$5,000, it is the individual Department Head's responsibility to assure that a competitive price is received. At least three written quotations must be obtained, unless the Department Head can establish to the satisfaction of the Purchasing Department that there are not 3 qualified vendors, in which case as many quotations as can be secured are required. Quotations are to be maintained by the individual departments.


If you do not choose the lowest cost, you must include an explanation. Factors including, but not limited to, product quality, serviceability, delivery, and other considerations of a similar kind normally relevant to the exercise of good business judgment shall constitute sufficient and good cause on which to base such decisions.

**PURCHASES OR CONTRACTS OF \$25,000 AND OVER** Goods and services with a dollar value of \$25,000 or more shall be procured by the formal sealed bid process. Engineering services for projects that are awarded using the Agreement for Professional Engineering Services Public Projects to the pre-qualified firms on a rotating basis do not require formal sealed bids.

**CAPITAL PURCHASES** All Capital Purchases require PRIOR approval. CAPITAL is defined as: ANY ITEM WITH A COST OF \$25,000 OR MORE AND HAS A LIFE OF ONE (1) YEAR OR MORE. Capital purchases of \$25,000 or greater require a Purchase Order.



# FINANCIAL POLICIES & BUDGET PROCESS



## Role of the Budget

The budget provides the annual financial plan for the management of the City's affairs. The document compiles the financial data needed to support Novi's comprehensive decision making/policy development process. This Budget is based on the City Council Strategic Goals, the Capital Improvements Program, the City's financial policies, past City Council direction, and City Manager and departmental review of operations.

### Budget Strategy


The current financial plan is based upon Council direction and current revenue constraints. These factors govern the stewardship of public funds and reflect the following principles:

- Basic services will be maintained at least at current levels and will be funded adequately.
- Program costs will reflect a true picture of the cost of operations. Depreciation will not be included in program costs (except in the enterprise funds) and some City-wide expenses will be separated from program expenditures for ease of administration.
- Program services will be provided in the most efficient method while meeting the needs of the public.
- Necessary infrastructure improvements will be undertaken to meet needs.
- Revenue will be estimated at realistic levels.
- Reserves will be programmed at appropriate levels to protect the City from future uncertainties.
- The budget will comply with provisions of the State Constitution, City Charter, Municipal Code and sound fiscal policy.

### Definition of Balanced Budget

A balanced budget is a basic budgetary constraint intended to ensure that the City does not spend beyond its means. The City must function within the limits of the financial resources available and under normal circumstances, requires commitment to a balanced budget. The appropriated budget cannot exceed available resources, defined as revenues generated in the current period added to balances carried forward from prior years. Any deviation from a balanced operating budget requires disclosure when it occurs.

*The budget complies with relevant financial policies.*



# FINANCIAL POLICIES & BUDGET PROCESS

## Impact of Capital Budget on the Operating Budget

As new policies and programs are approved, both the operating and capital budgets are impacted. For example, an increase in service levels approved as part of the operating budget would have long-term effects on the Capital Improvements Program. Conversely, a restrictive change to the use of long-term debt would slow capital programs.

Regardless of the difference between the operating and capital budgets, the two are interdependent. Budgetary policy states that all foreseeable operating costs related to capital projects be estimated and provided for as part of the review process associated with the Capital Improvements Program. In addition, departments are required to include costs associated with operating and maintaining capital projects that are requested for the upcoming year.

For additional information pertaining to the capital budget, please see the “Capital Improvements Program and Debt” section of this document.


## Legal Level of Budget Control

The annual adopted budget provides a basis of control over financial operations. The objective of these budgetary controls is to ensure compliance with legal provisions embodied in the approved budget. Activities of the General Fund and Special Revenue Funds are included in the annual approved budget. The level of budgetary control (that is the level at which expenditures cannot exceed the appropriated amount) is established by function within each individual fund.

## Independent Audit

State statutes and the City Charter require an annual audit of all accounts of the City by certified public accountants selected by the City Council. Rehmann Robson, LLC has fulfilled this requirement. The auditor's report is included in the City's Annual Comprehensive Financial Report (ACFR) and is available to the public.

# FINANCIAL POLICIES & BUDGET PROCESS



## Budget Process

The City's annual budget covers a twelve-month period beginning July 1 and ending June 30. The budget is an ongoing process that includes phases of development, adoption, implementation and oversight throughout the year. City Council provides invaluable guidance to the City Manager and Departments during the bi-annual goal setting sessions.

The budget is a policy document and should help foster comprehensive community problem-solving and policy making. The budget is also a financial plan and management tool. The document should help staff in monitoring revenue and expenditures and in evaluating the effectiveness of City programs and services. Lastly, the budget serves as an important reference document. It should provide the City Council, the public and staff with extensive information on the nature and scope of municipal operations and services.

### National Community Survey®

The City Manager and staff respond to City Council's list of emerging priorities by integrating these issues into a community survey intended to gauge perception of Novi and the quality of services the City offers its citizens. Conducted by Colorado-based National Research Center/POLCO between November and December 2022, the survey was mailed to a sample of 2,800 Novi households. The survey instrument pairs a series of standard questions, which provide a point of comparison to other communities through the country. With a response of 422 completed surveys, results share a 95 percent confidence level in the statistical validity and a "margin of error" of five percent. Survey results were returned to the City in February 2023.

The survey continues to provide a tool for the budget process, and is conducted biannually with the next survey scheduled for September 2024.


### Building the Recommended Budget

Under the direction of the City Manager, and with the assistance of the City Assessor and other Department Heads and staff, the Finance Director prepares an initial projection of revenue for the next fiscal year. This projection is based on reasonable assumptions of revenue generated by estimated property values and current user fees, and the best available information from the State of Michigan.

Spending priorities are based on the City's financial policies and mandated requirements, and focus on maintaining services, covering insurance and bond requirements, and the balancing of labor, supplies, and equipment.

### Departmental Budget Requests

Particular attention is given to accurately completing all required forms and providing sufficient justification for budget requests. Operating budget impacts must be included if the request is for a capital improvement item or project.



# FINANCIAL POLICIES & BUDGET PROCESS

## Budget Review and Analysis

All departments meet with the City Manager for review and evaluation of budget requests. The objectives of this phase are to:

- Ensure that the intent of all budget requests is understood and that budget requests are complete.
- Gain greater understanding of departmental objectives and standards of performance and operations for the upcoming fiscal year.
- Determine how proposed budgetary programs and associated changes are related to City-wide goals and objectives.
- Develop comprehensive information and/or request further justification on budgeted items.
- Balance the needs of each department to total City needs.

Various analytical techniques are used in evaluating department budget requests. Some of these include: analysis of workloads and levels of services, evaluation of historical expenditure patterns, projection of inflationary price increases, analysis of work methods, review of work force scheduling, and review of department operations.

## City Manager Review

Departmental review sessions are scheduled with the City Manager. After these discussions, the City Manager makes the final adjustments and works with the Finance Director and staff to prepare the draft of the Recommended Budget.

## City Council Adoption


After receiving the Recommended Budget, public meetings are conducted with the City Council to familiarize members of the Council with its contents. A public hearing is also conducted to assure that all persons and organizations are provided an opportunity to be heard. The City Council then makes its revisions and adopts the budget for the next fiscal year no later than the third Monday in May.

## Budget Amendment Process

After the budget is adopted, the primary responsibility for managing it falls to the individual departments. The Finance Department reviews the monthly budget reports concurrently with the departments. Management flexibility is given to each department of exceeding a line item within a function if it can be compensated for within that same function.

If a function must be adjusted, a Budget Amendment Request (BAR) form is filed with the Finance Department. This form first directs the department to provide the coverage from within its department. The Finance Department reviews the BAR and if deemed appropriate a formal budget amendment is presented to the City Council along with a report on the status of the contingency balance. It takes a five-vote majority of City Council to amend the budget.

# FINANCIAL POLICIES & BUDGET PROCESS



BUDGET CALENDAR	
July - September	Departments compile Capital Improvement Program requests, Capital Outlay requests, Light-Duty Vehicle requests, and Service Improvement requests for Finance Department review
October	Departments data enter Operating Budgets in BSA General Ledger (including memberships & dues, conferences & workshops, and temporary salaries) for Finance Department review
November	Department Budget Meetings with City Manager's Office and Finance Department
January	<ul style="list-style-type: none"> <li>- Capital Improvement Program (CIP) online database completed by Finance Department and GIS Department</li> <li>- City Council Budget Goal Setting Session</li> <li>- Library Provides 271 Fund, 272 Fund, and Historical Commission budgets to Finance</li> <li>- CIP Committee Meeting</li> </ul>
February	<ul style="list-style-type: none"> <li>- Finance compiles City Manager Recommended Budget Document for City Manager review</li> <li>- Planning Commission Meeting - CIP Public Hearing and Adoption</li> </ul>
March	Finance provides City Manager Recommended Budget Document to Community Relations Department for editing and printing
April	<ul style="list-style-type: none"> <li>- City Manager Recommended Budget Document provided to City Council for review</li> <li>- City Council Budget Session(s)</li> <li>- City Manager Recommended Budget Document updated by Finance Department to reflect City Council input from Budget Sessions</li> </ul>
May	<ul style="list-style-type: none"> <li>- City Council Meeting - Budget Public Hearing</li> <li>- City Council Meeting - Adoption of budget, adoption of millage rates, and acknowledgment of multi-year budget</li> </ul>
June	<ul style="list-style-type: none"> <li>- Finance provides Adopted Budget Document to Community Relations Department for editing, printing, and inclusion on City website</li> <li>- Adopted Capital Improvement Program (CIP) online database finalized by Finance Department and GIS Department</li> </ul>
FY 2024-25 begins July 1, 2024 and ends June 30, 2025	

**This page intentionally left blank.**


Consolidated Financial Schedule

	Governmental Funds								
	GENERAL FUND	SPECIAL REVENUE FUNDS	DEBT SERVICE FUNDS	CAPITAL PROJECT FUNDS	PERMANENT FUNDS	ENTERPRISE FUNDS	INTERNAL SERVICE FUNDS	FIDUCIARY FUNDS	TOTAL BUDGET
	BUDGET 2024-25	BUDGET 2024-25	BUDGET 2024-25	BUDGET 2024-25	BUDGET 2024-25	BUDGET 2024-25	BUDGET 2024-25	BUDGET 2024-25	BUDGET 2024-25
<b>ESTIMATED REVENUES</b>									
Property tax revenue	\$ 29,954,144	\$ 15,251,599	\$ 1,695,913	\$ 4,613,359	\$ -	\$ -	\$ -	\$ -	\$ 51,515,015
Capital Contributions	-	-	-	-	-	1,100,000	-	-	\$ 1,100,000
Donations	-	19,500	-	400,000	-	250,000	-	-	\$ 669,500
Federal grants	153,000	131,000	-	-	-	-	-	-	\$ 284,000
Fines and forfeitures	325,000	435,990	-	-	-	-	-	-	\$ 760,990
Interest income	631,112	412,213	287	77,166	130,000	288,600	51,000	2,400,000	\$ 3,990,378
Licenses, permits, and charges for services	3,560,766	2,317,000	-	376,000	-	-	3,554,000	-	\$ 9,807,766
Older adult program revenue	-	222,600	-	-	-	-	-	-	\$ 222,600
Operating Revenue	-	-	-	-	-	30,335,845	-	-	\$ 30,335,845
Other revenue	828,120	604,560	-	-	-	773,017	400,000	-	\$ 2,605,697
Program Revenue	-	1,564,770	-	-	-	1,874,001	-	-	\$ 3,438,771
Special Assessments Levied	-	35,829	-	-	-	-	-	-	\$ 35,829
State sources	7,734,386	8,762,266	25,000	-	-	-	-	-	\$ 16,521,652
Tap In Fees	-	-	-	-	5,000	-	-	-	\$ 5,000
Transfers in	-	10,334,000	-	-	-	-	-	-	\$ 10,334,000
<b>TOTAL ESTIMATED REVENUES</b>	<b>\$ 43,186,528</b>	<b>\$ 40,091,327</b>	<b>\$ 1,721,200</b>	<b>\$ 5,466,525</b>	<b>\$ 135,000</b>	<b>\$ 34,621,463</b>	<b>\$ 4,005,000</b>	<b>\$ 2,400,000</b>	<b>\$ 131,627,043</b>
<b>APPROPRIATIONS</b>									
Personnel services	\$ 32,215,888	\$ 4,403,789	\$ -	\$ -	\$ -	\$ 1,737,622	\$ 3,332,000	\$ 1,434,000	\$ 43,123,299
Supplies	1,197,310	894,050	-	-	-	138,065	-	-	\$ 2,229,425
Other services and charges	7,665,252	12,056,709	500	1,525	-	30,061,242	3,000	304,000	\$ 50,092,228
Capital outlay	2,811,888	17,775,845	-	28,000	-	9,362,606	-	-	\$ 29,978,339
Debt Service	-	-	1,416,700	206,000	-	1,035,558	-	-	\$ 2,658,258
Transfer Out	225,000	8,224,000	-	-	1,935,000	-	-	-	\$ 10,384,000
<b>TOTAL APPROPRIATIONS</b>	<b>\$ 44,115,338</b>	<b>\$ 43,354,393</b>	<b>\$ 1,417,200</b>	<b>\$ 235,525</b>	<b>\$ 1,935,000</b>	<b>\$ 42,335,093</b>	<b>\$ 3,335,000</b>	<b>\$ 1,738,000</b>	<b>\$ 138,465,549</b>
<b>Estimated Beginning Unassigned Fund Balance - July 1, 2024</b>									<b>\$ 226,279,506</b>
<b>Estimated Ending Unassigned Fund Balance - June 30, 2025</b>									<b>\$ 219,441,000</b>
<b>Fund balance as a percentage of total annual expenditures</b>									<b>158%</b>
<b>Estimated Change in Fund Balance</b>									<b>-3%</b>



**This page intentionally left blank.**


# FINANCIAL SCHEDULES



## General Fund

### GENERAL FUND

	ACTUAL 2022-23	ESTIMATED 2023-24	BUDGET 2024-25	PROJECTED 2025-26 2026-27	
<b>ESTIMATED REVENUES</b>					
<b>PROPERTY TAX REVENUE</b>					
Property Tax Revenue - Current Levy	\$ 21,016,258	\$ 22,282,012	\$ 23,545,582	\$ 24,777,005	\$ 25,590,315
Property Tax Revenue - County Chargebacks	(32,801)	25,000	25,000	25,000	25,000
Property Tax Revenue - Tax Tribunal Accr	30,000	(25,000)	(25,000)	(25,000)	(25,000)
Property Tax Revenue - Brownfield Cap 2008	(2,110)	(2,453)	(2,845)	(3,300)	(3,828)
Property Tax Revenue - Police & Fire Levy	5,885,185	6,177,000	6,564,000	6,790,000	6,942,000
Property Tax Revenue - Brownfield Cap 2015	(36,637)	-	-	-	-
Property Tax Revenue-Brownfld Cap B3 17	(73,053)	(99,514)	(135,338)	(184,060)	(205,322)
Property Tax Revenue - PA 359 Advertising	49,889	50,000	50,000	50,000	50,000
Property Tax Revenue - CIA Cap 2018	(147,367)	(199,550)	(269,417)	(313,713)	(361,013)
Property Tax Revenue-Brownfld Cap B4 21	(2,161)	(2,290)	(2,632)	(3,053)	(3,541)
Property Tax Revenue-Brownfld Cap B4X 21	(614)	(615)	(706)	(812)	(934)
Property Tax Revenue - C/Y Delequent PPT	(40,385)	(35,000)	(42,000)	(43,000)	(44,000)
Trailer Tax fees	10,790	12,500	12,500	12,500	12,500
Penalty and interest	172,324	225,000	235,000	245,000	255,000
<b>PROPERTY TAX REVENUE</b>	<b>\$ 26,829,318</b>	<b>\$ 28,407,090</b>	<b>\$ 29,954,144</b>	<b>\$ 31,326,567</b>	<b>\$ 32,231,177</b>
<b>DONATIONS</b>					
Police Dept Donations	\$ -	\$ 500	\$ -	\$ -	\$ -
Restricted Fire donations	-	500	-	-	-
Winter Fest - Donations/Sponsorships	34,500	30,000	-	-	-
<b>DONATIONS</b>	<b>\$ 34,500</b>	<b>\$ 31,000</b>	<b>\$ -</b>	<b>\$ -</b>	<b>\$ -</b>
<b>FEDERAL GRANTS</b>					
Federal Grants - FEMA	\$ 170,071	\$ -	\$ -	\$ -	\$ -
Federal Grants - Fire	-	-	-	-	-
Federal Grants	7,155	5,000	10,000	10,000	10,000
TIA Grant	22,190	35,000	25,000	25,000	25,000
DRE Grant Revenue	-	-	-	-	-
Federal Grants - Other - ARPA	9,000	-	-	-	-
HIDTA Federal AP Services	-	46,200	50,000	50,000	50,000
Federal forfeitures-reimbursement only	7,527	10,000	30,000	30,000	30,000
SS Task Force Reimbursement	17,395	20,000	20,000	20,000	20,000
FBI - OT Reimbursement	19,940	18,000	18,000	18,000	18,000
<b>FEDERAL GRANTS</b>	<b>\$ 253,278</b>	<b>\$ 134,200</b>	<b>\$ 153,000</b>	<b>\$ 153,000</b>	<b>\$ 153,000</b>
<b>FINES AND FORFEITURES</b>					
Court fees and fines	\$ 237,470	\$ 280,000	\$ 300,000	\$ 250,000	\$ 250,000
Motor carrier fines and fees	13,720	25,000	25,000	25,000	25,000
<b>FINES AND FORFEITURES</b>	<b>\$ 251,190</b>	<b>\$ 305,000</b>	<b>\$ 325,000</b>	<b>\$ 275,000</b>	<b>\$ 275,000</b>
<b>STATE SOURCES</b>					
Police training grant	\$ 84,544	\$ 75,500	\$ 25,000	\$ 25,000	\$ 25,000
State and other grants	20,778	15,150	-	-	-
State Grants - Local Comm Stab Share	38,521	36,164	60,000	60,000	60,000
State revenue sharing	7,343,927	7,497,934	7,649,386	7,892,374	8,056,445
<b>STATE SOURCES</b>	<b>\$ 7,487,770</b>	<b>\$ 7,624,748</b>	<b>\$ 7,734,386</b>	<b>\$ 7,977,374</b>	<b>\$ 8,141,445</b>




# FINANCIAL SCHEDULES

## GENERAL FUND


	ACTUAL 2022-23	ESTIMATED 2023-24	BUDGET 2024-25	PROJECTED	
				2025-26	2026-27
LICENSES, PERMITS & CHARGES FOR SVCS					
Clerks Dept Fees (prior business regist)	\$ 8,010	\$ 10,000	\$ 10,000	\$ 10,000	\$ 10,000
Liquor license fees	73,963	74,495	75,000	80,000	85,000
Engineering review fees	240,778	175,000	125,000	125,000	125,000
Plan and landscape review fees	104,849	125,000	130,000	130,000	130,000
Wet, Wood, Landscape insp/review fees	17,197	95,505	95,000	95,000	95,000
Grading Permits	-	-	-	-	-
Building permits	707,898	550,000	575,000	675,000	675,000
Plan review fees	246,375	225,000	275,000	400,000	400,000
Refrigeration permits	51,145	75,000	75,000	75,000	75,000
Electrical permits	176,005	230,000	230,000	230,000	230,000
Heating permits	151,374	205,000	205,000	205,000	205,000
Plumbing permits	91,376	160,000	150,000	160,000	160,000
Other charges	143,197	168,000	200,000	300,000	300,000
Court abatement revenue	50,083	6,500	14,500	10,000	10,000
Soil erosion fees	13,327	27,000	27,000	27,000	27,000
Cable television fee	761,481	750,000	775,000	760,000	750,000
Weed cutting revenue	7,590	18,000	14,500	10,000	10,000
Board of appeals	12,460	20,000	20,000	20,000	20,000
Police department-miscellaneous revenue	167,503	139,000	149,000	150,000	150,000
Police dispatch service revenue	151,411	157,467	163,766	170,316	177,129
Police contracted services	103,661	156,900	125,000	125,000	130,000
Police OWI revenue	-	700	-	-	-
Police Department - Hosted Training	-	10,000	20,000	20,000	20,000
Administrative reimburse	57,853	88,000	95,000	135,000	135,000
Fire Station #5 revenue	12,000	12,000	12,000	12,000	12,000
LICENSES, PERMITS & CHARGES FOR SVCS	\$ 3,349,536	\$ 3,478,567	\$ 3,560,766	\$ 3,924,316	\$ 3,931,129
INTEREST INCOME					
Interest on Investments	\$ 474,667	\$ 318,873	\$ 329,635	\$ 338,182	\$ 338,216
Interest on interfund borrow-CIP Fund	7,659	-	-	-	-
Unrealized gain (loss) on investments	96,375	5,129	66,477	106,165	120,000
Interest on Trust & Agency Funds	(88,877)	430,000	235,000	280,000	310,000
INTEREST INCOME	\$ 489,824	\$ 754,002	\$ 631,112	\$ 724,347	\$ 768,216
OTHER REVENUE					
Insurance Reimbursement	\$ 11,392	\$ 35,000	\$ 35,000	\$ 35,000	\$ 35,000
Interest - Cell tower leases	\$ 18,279				
Fire Department	8,028	10,000	10,000	10,000	10,000
Fire Department Hosted Training	3,600	2,500	5,000	5,000	5,000
Miscellaneous income	103,642	165,000	150,000	160,000	170,000
Library Network Charges	43,565	20,300	45,000	46,000	47,000
State of the City revenue	10,871	4,000	5,000	5,000	5,000
Spring into Novi/Ethnic Taste & Tune Rev	1,500	-	-	-	-
Novi Township assessment	19,873	20,500	21,500	22,350	23,250
RRRASOC Hosting Fees	16,000	16,000	16,000	16,000	16,000
Cell tower revenue	33,459	50,350	50,350	50,350	50,350
Sale of fixed assets	79,646	125,000	125,000	125,000	125,000
Municipal service charges	365,270	365,270	365,270	365,270	365,270
OTHER REVENUE	\$ 715,125	\$ 813,920	\$ 828,120	\$ 839,970	\$ 851,870
<b>TOTAL ESTIMATED REVENUES</b>	<b>\$ 39,410,541</b>	<b>\$ 41,548,527</b>	<b>\$ 43,186,528</b>	<b>\$ 45,220,574</b>	<b>\$ 46,351,837</b>

# FINANCIAL SCHEDULES



## GENERAL FUND

	ACTUAL		ESTIMATED		BUDGET		PROJECTED			
	2022-23		2023-24		2024-25		2025-26	2026-27		
<b>APPROPRIATIONS</b>										
Dept 101.00-CITY COUNCIL										
PERSONNEL SERVICES	\$	36,074	\$	36,234	\$	36,093	\$	36,096	\$	36,099
SUPPLIES		58		700		200		200		200
OTHER SERVICES AND CHARGES		13,820		28,590		27,702		27,702		27,702
TOTAL Dept 101.00-CITY COUNCIL	\$	49,952	\$	65,524	\$	63,995	\$	63,998	\$	64,001
Dept 172.00-CITY MANAGER										
PERSONNEL SERVICES	\$	503,838	\$	620,513	\$	678,373	\$	704,488	\$	726,367
SUPPLIES		8,490		5,000		1,500		1,500		1,500
OTHER SERVICES AND CHARGES		162,970		176,301		116,201		116,201		116,201
TOTAL Dept 172.00-CITY MANAGER	\$	675,298	\$	801,814	\$	796,074	\$	822,189	\$	844,068
<i>Financial Services</i>										
Dept 191.00-FINANCE DEPARTMENT										
PERSONNEL SERVICES	\$	906,415	\$	896,807	\$	950,429	\$	990,165	\$	1,020,648
SUPPLIES		7,251		9,800		9,500		9,500		9,500
OTHER SERVICES AND CHARGES		84,859		79,370		99,580		102,130		104,480
TOTAL Dept 191.00-FINANCE DEPARTMENT	\$	998,525	\$	985,977	\$	1,059,509	\$	1,101,795	\$	1,134,628
Dept 253.00-TREASURY DEPARTMENT										
PERSONNEL SERVICES	\$	361,731	\$	350,047	\$	374,043	\$	389,936	\$	402,693
SUPPLIES		30,465		32,500		33,000		34,500		35,500
OTHER SERVICES AND CHARGES		43,790		56,690		47,720		47,820		49,920
TOTAL Dept 253.00-TREASURY DEPARTMENT	\$	435,986	\$	439,237	\$	454,763	\$	472,256	\$	488,113
<i>Financial Services Total</i>	\$	1,434,511	\$	1,425,214	\$	1,514,272	\$	1,574,051	\$	1,622,741
Dept 215.00-CITY CLERK										
PERSONNEL SERVICES	\$	714,867	\$	729,297	\$	712,976	\$	758,119	\$	785,081
SUPPLIES		87,072		79,000		90,000		75,000		75,000
OTHER SERVICES AND CHARGES		204,457		273,190		297,403		243,403		244,403
CAPITAL OUTLAY		-		-		-		-		-
TOTAL Dept 215.00-CITY CLERK	\$	1,006,396	\$	1,081,487	\$	1,100,379	\$	1,076,522	\$	1,104,484
Dept 257.00-ASSESSING DEPARTMENT										
PERSONNEL SERVICES	\$	546,821	\$	539,781	\$	654,671	\$	697,115	\$	719,287
SUPPLIES		17,952		19,500		19,500		19,500		19,500
OTHER SERVICES AND CHARGES		181,730		283,450		192,750		212,750		212,750
CAPITAL OUTLAY		-		33,290		34,950		-		-
TOTAL Dept 257.00-ASSESSING DEPARTMENT	\$	746,503	\$	876,021	\$	901,871	\$	929,365	\$	951,537
Dept 266.00-CITY ATTORNEY, INSURANCE, & CLAIMS										
OTHER SERVICES AND CHARGES	\$	705,631	\$	756,145	\$	797,200	\$	919,100	\$	919,100
CAPITAL OUTLAY		34,913		89,855		40,000		40,000		40,000
TOTAL Dept 266.00-CITY ATTORNEY, INSURANCE, & CLAIMS	\$	740,544	\$	846,000	\$	837,200	\$	959,100	\$	959,100




# FINANCIAL SCHEDULES

## GENERAL FUND


	ACTUAL 2022-23	ESTIMATED 2023-24	BUDGET 2024-25	PROJECTED	
				2025-26	2026-27
<i>Integrated Solutions</i>					
Dept 228.00-IS TECHNOLOGY					
PERSONNEL SERVICES	\$ 954,252	\$ 939,249	\$ 968,277	\$ 1,032,138	\$ 1,065,765
SUPPLIES	101,273	101,310	102,700	108,880	108,880
OTHER SERVICES AND CHARGES	388,539	579,082	496,410	501,190	477,820
CAPITAL OUTLAY	193,767	137,347	13,630	36,700	-
TOTAL Dept 228.00-IS TECHNOLOGY	\$ 1,637,831	\$ 1,756,988	\$ 1,581,017	\$ 1,678,908	\$ 1,652,465
Dept 265.00-IS FACILITY MANAGEMENT					
PERSONNEL SERVICES	\$ 379,998	\$ 385,618	\$ 436,733	\$ 451,543	\$ 464,759
SUPPLIES	15,416	21,100	26,270	21,100	21,100
OTHER SERVICES AND CHARGES	873,654	977,334	778,184	757,184	777,914
CAPITAL OUTLAY	309,445	798,269	821,400	46,260	151,940
TOTAL Dept 265.00-IS FACILITY MANAGEMENT	\$ 1,578,513	\$ 2,182,321	\$ 2,062,587	\$ 1,276,087	\$ 1,415,713
Dept 265.10-IS PARK MAINTENANCE					
PERSONNEL SERVICES	\$ 674,937	\$ 634,680	\$ 668,729	\$ 806,394	\$ 833,923
SUPPLIES	42,148	51,750	45,340	35,000	36,000
OTHER SERVICES AND CHARGES	457,225	527,970	542,237	544,337	546,437
CAPITAL OUTLAY	242,069	256,193	78,980	164,236	171,810
TOTAL Dept 265.10-IS PARK MAINTENANCE	\$ 1,416,379	\$ 1,470,593	\$ 1,335,286	\$ 1,549,967	\$ 1,588,170
<i>Integrated Solutions Total</i>	\$ 4,632,723	\$ 5,409,902	\$ 4,978,890	\$ 4,504,962	\$ 4,656,348
Dept 270.00-HUMAN RESOURCES					
PERSONNEL SERVICES	\$ 526,040	\$ 504,706	\$ 533,486	\$ 577,958	\$ 597,083
SUPPLIES	1,479	2,000	2,500	2,000	2,000
OTHER SERVICES AND CHARGES	224,013	222,840	215,135	182,385	183,135
TOTAL Dept 270.00-HUMAN RESOURCES	\$ 751,532	\$ 729,546	\$ 751,121	\$ 762,343	\$ 782,218
<i>Public Safety</i>					
Dept 301.00-POLICE DEPARTMENT					
PERSONNEL SERVICES	\$ 13,914,358	\$ 14,380,114	\$ 14,770,688	\$ 15,512,107	\$ 16,091,961
SUPPLIES	393,181	512,695	419,000	459,720	429,455
OTHER SERVICES AND CHARGES	1,099,053	1,139,010	1,158,873	1,170,173	1,179,473
CAPITAL OUTLAY	226,335	615,768	30,500	30,500	101,250
TOTAL Dept 301.00-POLICE DEPARTMENT	\$ 15,632,927	\$ 16,647,587	\$ 16,379,061	\$ 17,172,500	\$ 17,802,139
Dept 336.00-FIRE DEPARTMENT					
PERSONNEL SERVICES	\$ 5,673,410	\$ 6,194,242	\$ 6,266,402	\$ 6,773,936	\$ 6,992,605
SUPPLIES	189,547	210,940	191,500	195,500	195,500
OTHER SERVICES AND CHARGES	814,928	892,002	741,424	758,424	733,424
CAPITAL OUTLAY	26,200	84,000	-	234,030	284,740
TOTAL Dept 336.00-FIRE DEPARTMENT	\$ 6,704,085	\$ 7,381,184	\$ 7,199,326	\$ 7,961,890	\$ 8,206,269
<i>Public Safety Total</i>	\$ 22,337,012	\$ 24,028,771	\$ 23,578,387	\$ 25,134,390	\$ 26,008,408

# FINANCIAL SCHEDULES



## GENERAL FUND

	ACTUAL	ESTIMATED	BUDGET	PROJECTED	
	2022-23	2023-24	2024-25	2025-26	2026-27
<i>Community Development</i>					
Dept 371.00-COMMUNITY DEVELOPMENT-BUILDING					
PERSONNEL SERVICES	\$ 1,869,393	\$ 1,851,183	\$ 1,954,646	\$ 2,059,250	\$ 2,127,091
SUPPLIES	44,916	28,300	37,200	27,800	27,800
OTHER SERVICES AND CHARGES	226,729	257,210	214,960	220,660	220,660
CAPITAL OUTLAY	3,800	147,095	40,490	-	137,850
TOTAL Dept 371.00-COMM DEVELOP-BUILDING	\$ 2,144,838	\$ 2,283,788	\$ 2,247,296	\$ 2,307,710	\$ 2,513,401
Dept 701.00-COMMUNITY DEVELOPMENT-PLANNING					
PERSONNEL SERVICES	\$ 611,853	\$ 638,751	\$ 647,578	\$ 660,036	\$ 665,258
SUPPLIES	3,019	5,600	5,400	5,400	5,400
OTHER SERVICES AND CHARGES	180,894	221,022	62,818	60,358	60,358
CAPITAL OUTLAY	-	38,560	-	-	-
TOTAL Dept 701.00-COMM DEVELOP-PLANNING	\$ 795,766	\$ 903,933	\$ 715,796	\$ 725,794	\$ 731,016
<i>Community Development Total</i>	\$ 2,940,604	\$ 3,187,721	\$ 2,963,092	\$ 3,033,504	\$ 3,244,417
<i>Community Relations</i>					
Dept 725.00-CR ADMINISTRATION					
PERSONNEL SERVICES	\$ 401,391	\$ 370,350	\$ 408,548	\$ 425,135	\$ 439,912
SUPPLIES	35,857	11,000	10,900	10,900	10,900
OTHER SERVICES AND CHARGES	427,502	383,995	352,032	343,032	343,032
CAPITAL OUTLAY	159,782	30,000	20,000	10,000	-
TOTAL Dept 725.00-CR ADMINISTRATION	\$ 1,024,532	\$ 795,345	\$ 791,480	\$ 789,067	\$ 793,844
Dept 725.10-CR STUDIO 6					
PERSONNEL SERVICES	\$ 215,534	\$ 219,172	\$ 218,178	\$ 225,430	\$ 231,307
SUPPLIES	226	5,625	5,000	5,000	5,000
OTHER SERVICES AND CHARGES	59,199	42,570	45,458	45,458	45,458
TOTAL Dept 725.10-CR STUDIO 6	\$ 274,959	\$ 267,367	\$ 268,636	\$ 275,888	\$ 281,765
<i>Community Relations Total</i>	\$ 1,299,491	\$ 1,062,712	\$ 1,060,116	\$ 1,064,955	\$ 1,075,609
Dept 728.00 ECONOMIC DEVELOPMENT					
PERSONNEL SERVICES	\$ 172,984	\$ 171,212	\$ 167,084	\$ 173,743	\$ 178,357
SUPPLIES	-	-	-	-	-
OTHER SERVICES AND CHARGES	41,526	47,550	43,794	43,794	43,794
TOTAL Dept 728.00 ECONOMIC DEVELOPMENT	\$ 214,510	\$ 218,762	\$ 210,878	\$ 217,537	\$ 222,151
Dept 757.00-PRCS: OLDER ADULT SERVICES					
PERSONNEL SERVICES	\$ -	\$ 250,000	\$ -	\$ -	\$ -
TOTAL Dept 757.00-PRCS: OLDER ADULT SERVICES	\$ -	\$ 250,000	\$ -	\$ -	\$ -
Dept 773.00-NOVI YOUTH ASSISTANCE					
PERSONNEL SERVICES	\$ 25,296	\$ 32,687	\$ 26,943	\$ 32,325	\$ 32,394
SUPPLIES	9,015	6,000	3,200	3,200	3,200
OTHER SERVICES AND CHARGES	96	-	-	-	-
TOTAL Dept 773.00-NOVI YOUTH ASSISTANCE	\$ 34,407	\$ 38,687	\$ 30,143	\$ 35,525	\$ 35,594
Dept 803.00-HISTORICAL COMMISSION					
OTHER SERVICES AND CHARGES	\$ 7,781	\$ 21,700	\$ 8,700	\$ 8,700	\$ 8,700
TOTAL Dept 803.00-HISTORICAL COMMISSION	\$ 7,781	\$ 21,700	\$ 8,700	\$ 8,700	\$ 8,700



# FINANCIAL SCHEDULES


## GENERAL FUND

	ACTUAL 2022-23	ESTIMATED 2023-24	BUDGET 2024-25	PROJECTED	
				2025-26	2026-27
<i>Department of Public Works</i>					
Dept 441.00-DPW ADMINISTRATION DIVISION					
PERSONNEL SERVICES	\$ 382,946	\$ 385,055	\$ 416,984	\$ 430,499	\$ 443,643
SUPPLIES	15,496	10,400	12,100	11,400	11,400
OTHER SERVICES AND CHARGES	173,641	216,917	206,578	206,578	206,578
CAPITAL OUTLAY	18,983	-	-	19,940	-
<b>TOTAL Dept 441.00-DPW ADMINISTRATION</b>	<b>\$ 591,066</b>	<b>\$ 612,372</b>	<b>\$ 635,662</b>	<b>\$ 668,417</b>	<b>\$ 661,621</b>
Dept 441.10-DPW ENGINEERING DIVISION					
PERSONNEL SERVICES	\$ 183,245	\$ 221,215	\$ 247,014	\$ 263,095	\$ 281,824
SUPPLIES	704	2,000	2,000	2,000	2,000
OTHER SERVICES AND CHARGES	174,538	119,200	83,643	83,743	83,843
CAPITAL OUTLAY	-	-	-	-	7,570
<b>TOTAL Dept 441.10-DPW ENGINEERING DIVISION</b>	<b>\$ 358,487</b>	<b>\$ 342,415</b>	<b>\$ 332,657</b>	<b>\$ 348,838</b>	<b>\$ 375,237</b>
Dept 441.20-DPW FIELD OPERATIONS DIVISION					
PERSONNEL SERVICES	\$ 762,717	\$ 828,586	\$ 700,327	\$ 866,791	\$ 977,234
SUPPLIES	115,203	140,440	154,500	135,500	136,500
OTHER SERVICES AND CHARGES	1,101,713	760,970	787,001	793,001	800,001
CAPITAL OUTLAY	300,726	419,620	1,128,810	310,500	200,000
<b>TOTAL Dept 441.20-DPW FIELD OPERATIONS</b>	<b>\$ 2,280,359</b>	<b>\$ 2,149,616</b>	<b>\$ 2,770,638</b>	<b>\$ 2,105,792</b>	<b>\$ 2,113,735</b>
Dept 441.30-DPW FLEET ASSET DIVISION					
PERSONNEL SERVICES	\$ 374,266	\$ 403,168	\$ 377,686	\$ 415,889	\$ 431,103
SUPPLIES	22,398	31,000	26,000	31,000	31,000
OTHER SERVICES AND CHARGES	331,852	348,520	349,449	349,449	369,449
CAPITAL OUTLAY	469,608	424,329	603,128	744,048	440,316
<b>TOTAL Dept 441.30-DPW FLEET ASSET DIVISION</b>	<b>\$ 1,198,124</b>	<b>\$ 1,207,017</b>	<b>\$ 1,356,263</b>	<b>\$ 1,540,386</b>	<b>\$ 1,271,868</b>
<i>Department of Public Works Total</i>	<b>\$ 4,428,036</b>	<b>\$ 4,311,420</b>	<b>\$ 5,095,220</b>	<b>\$ 4,663,433</b>	<b>\$ 4,422,461</b>
Dept 966.00-TRANSFER TO OTHER FUNDS					
TRANSFERS OUT	\$ 75,000	\$ 500,000	\$ 225,000	\$ 370,000	\$ 350,000
<b>TOTAL Dept 966.00-TRANSFER TO OTHER FUNDS</b>	<b>\$ 75,000</b>	<b>\$ 500,000</b>	<b>\$ 225,000</b>	<b>\$ 370,000</b>	<b>\$ 350,000</b>
<b>TOTAL APPROPRIATIONS</b>	<b>\$ 41,374,300</b>	<b>\$ 44,855,281</b>	<b>\$ 44,115,338</b>	<b>\$ 45,220,574</b>	<b>\$ 46,351,837</b>
NET OF REVENUES/APPROPRIATIONS	\$ (1,963,759)	\$ (3,306,754)	\$ (928,810)	\$ -	\$ -
BEGINNING FUND BALANCE	16,409,153	14,445,394	11,138,640	10,209,830	10,209,830
<b>ENDING FUND BALANCE</b>	<b>\$ 14,445,394</b>	<b>\$ 11,138,640</b>	<b>\$ 10,209,830</b>	<b>\$ 10,209,830</b>	<b>\$ 10,209,830</b>

Fund balance as a percentage of total annual expenditures	35%	25%	23%	23%	22%
Ending Fund Balance (22% min)	\$ 9,102,346	\$ 9,868,162	\$ 9,705,374	\$ 9,948,526	\$ 10,197,404
Funds above / (below) 22% min	\$ 5,343,048	\$ 1,270,478	\$ 504,456	\$ 261,304	\$ 12,426
Ending Fund Balance (25% max)	\$ 10,343,575	\$ 11,213,820	\$ 11,028,835	\$ 11,305,144	\$ 11,587,959
Funds above / (below) 25% max	\$ 4,101,819	\$ (75,180)	\$ (819,005)	\$ (1,095,314)	\$ (1,378,129)
<b>Estimated Change in Fund Balance</b>	<b>-12%</b>	<b>-23%</b>	<b>-8%</b>	<b>0%</b>	<b>0%</b>

\* Total Appropriations include service improvements, capital outlay, light-duty vehicles, and capital improvements. The level of such expenditures is dictated by available funds from accumulated fund balance and anticipated revenue above annual expenditures in conjunction with the targeted fund balance.


# FINANCIAL SCHEDULES



## Special Revenue Funds

<b>MAJOR STREET FUND</b>					
	<b>ACTUAL 2022-23</b>	<b>ESTIMATED 2023-24</b>	<b>BUDGET 2024-25</b>	<b>PROJECTED</b>	
				<b>2025-26</b>	<b>2026-27</b>
<b>ESTIMATED REVENUES</b>					
Interest income	\$ 87,097	\$ 6,235	\$ 76,251	\$ 61,085	\$ 67,798
State sources	6,064,643	6,046,503	6,220,038	6,398,553	6,582,191
Transfers in	-	951,000	2,806,000	-	1,716,000
<b>TOTAL ESTIMATED REVENUES</b>	<b>\$ 6,151,740</b>	<b>\$ 7,003,738</b>	<b>\$ 9,102,289</b>	<b>\$ 6,459,638</b>	<b>\$ 8,365,989</b>
<b>APPROPRIATIONS</b>					
Other services and charges	\$ 1,582,610	\$ 1,604,638	\$ 1,729,215	\$ 1,539,365	\$ 1,539,515
Capital outlay	1,555,915	10,143,240	7,609,074	4,446,273	7,345,474
<b>TOTAL APPROPRIATIONS</b>	<b>\$ 3,138,525</b>	<b>\$ 11,747,878</b>	<b>\$ 9,338,289</b>	<b>\$ 5,985,638</b>	<b>\$ 8,884,989</b>
NET OF REVENUES/APPROPRIATIONS - FUND 202	\$ 3,013,215	\$ (4,744,140)	\$ (236,000)	\$ 474,000	\$ (519,000)
BEGINNING FUND BALANCE	2,906,270	5,919,485	1,175,345	939,345	1,413,345
<b>ENDING FUND BALANCE</b>	<b>\$ 5,919,485</b>	<b>\$ 1,175,345</b>	<b>\$ 939,345</b>	<b>\$ 1,413,345</b>	<b>\$ 894,345</b>
<b>Fund balance as a percentage of total annual expenditures</b>	<b>189%</b>	<b>10%</b>	<b>10%</b>	<b>24%</b>	<b>10%</b>
Ending Fund Balance (10% minimum)	\$ 313,853	\$ 1,174,788	\$ 933,829	\$ 598,564	\$ 888,499
Funds above / (below) 10% minimum	\$ 5,605,633	\$ 557	\$ 5,516	\$ 814,781	\$ 5,846
Ending Fund Balance (20% maximum)	\$ 627,705	\$ 2,349,576	\$ 1,867,658	\$ 1,197,128	\$ 1,776,998
Funds above / (below) 20% maximum	\$ 5,291,780	\$ (1,174,231)	\$ (928,313)	\$ 216,217	\$ (882,653)
<b>Estimated Change in Fund Balance</b>	<b>104%</b>	<b>-80%</b>	<b>-20%</b>	<b>50%</b>	<b>-37%</b>






# FINANCIAL SCHEDULES

## LOCAL STREET FUND

	ACTUAL 2022-23	ESTIMATED 2023-24	BUDGET 2024-25	PROJECTED 2025-26      2026-27	
<b>ESTIMATED REVENUES</b>					
Interest income	\$ 39,844	\$ 1,170	\$ 28,547	\$ 24,544	\$ 22,777
Other revenue	389,013	-	-	-	-
State sources	2,071,470	2,080,518	2,140,228	2,201,653	2,264,400
Transfers in	5,559,200	4,992,000	5,418,000	6,280,000	5,367,000
<b>TOTAL ESTIMATED REVENUES</b>	<b>\$ 8,059,527</b>	<b>\$ 7,073,688</b>	<b>\$ 7,586,775</b>	<b>\$ 8,506,197</b>	<b>\$ 7,654,177</b>
<b>APPROPRIATIONS</b>					
Other services and charges	\$ 1,823,376	\$ 2,858,914	\$ 2,907,765	\$ 2,237,915	\$ 2,238,065
Capital outlay	6,151,907	4,552,054	4,675,010	6,184,282	5,486,112
<b>TOTAL APPROPRIATIONS</b>	<b>\$ 7,975,283</b>	<b>\$ 7,410,968</b>	<b>\$ 7,582,775</b>	<b>\$ 8,422,197</b>	<b>\$ 7,724,177</b>
NET OF REVENUES/APPROPRIATIONS - FUND 203	\$ 84,244	\$ (337,280)	\$ 4,000	\$ 84,000	\$ (70,000)
BEGINNING FUND BALANCE	1,008,205	1,092,449	755,169	759,169	843,169
<b>ENDING FUND BALANCE</b>	<b>\$ 1,092,449</b>	<b>\$ 755,169</b>	<b>\$ 759,169</b>	<b>\$ 843,169</b>	<b>\$ 773,169</b>


<b>Fund balance as a percentage of total annual expenditures</b>	<b>14%</b>	<b>10%</b>	<b>10%</b>	<b>10%</b>	<b>10%</b>
Ending Fund Balance (10% minimum)	\$ 797,528	\$ 741,097	\$ 758,278	\$ 842,220	\$ 772,418
Funds above / (below) 10% minimum	\$ 294,921	\$ 14,072	\$ 892	\$ 949	\$ 751
Ending Fund Balance (20% maximum)	\$ 1,595,057	\$ 1,482,194	\$ 1,516,555	\$ 1,684,439	\$ 1,544,835
Funds above / (below) 20% maximum	\$ (502,608)	\$ (727,025)	\$ (757,386)	\$ (841,270)	\$ (771,666)
<b>Estimated Change in Fund Balance</b>	<b>8%</b>	<b>-31%</b>	<b>1%</b>	<b>11%</b>	<b>-8%</b>

# FINANCIAL SCHEDULES



## MUNICIPAL STREET FUND

	ACTUAL 2022-23	ESTIMATED 2023-24	BUDGET 2024-25	PROJECTED 2025-26	PROJECTED 2026-27
<b>ESTIMATED REVENUES</b>					
Property tax revenue	\$ 6,186,798	\$ 6,539,559	\$ 6,963,067	\$ 7,202,772	\$ 7,323,365
Interest income	86,642	18,456	99,163	84,053	64,610
Licenses, permits & charges for services	4,087	10,000	20,000	20,000	10,000
Other revenue	149,992	145,000	150,000	246,000	160,000
State sources	297,962	265,000	316,000	343,000	370,000
<b>TOTAL ESTIMATED REVENUES</b>	<b>\$ 6,725,481</b>	<b>\$ 6,978,015</b>	<b>\$ 7,548,230</b>	<b>\$ 7,895,825</b>	<b>\$ 7,927,975</b>
<b>APPROPRIATIONS</b>					
Other services and charges	\$ 596,216	\$ 699,794	\$ 684,700	\$ 684,825	\$ 684,975
Capital outlay	1,153,084	1,663,621	548,530	1,400,000	200,000
Transfers out	5,559,200	5,943,000	8,224,000	6,280,000	7,083,000
<b>TOTAL APPROPRIATIONS</b>	<b>\$ 7,308,500</b>	<b>\$ 8,306,415</b>	<b>\$ 9,457,230</b>	<b>\$ 8,364,825</b>	<b>\$ 7,967,975</b>
NET OF REVENUES/APPROPRIATIONS - FUND 204	\$ (583,019)	\$ (1,328,400)	\$ (1,909,000)	\$ (469,000)	\$ (40,000)
BEGINNING FUND BALANCE	5,126,585	4,543,566	3,215,166	1,306,166	837,166
<b>ENDING FUND BALANCE</b>	<b>\$ 4,543,566</b>	<b>\$ 3,215,166</b>	<b>\$ 1,306,166</b>	<b>\$ 837,166</b>	<b>\$ 797,166</b>
<b>Fund balance as a percentage of total annual expenditures</b>	<b>62%</b>	<b>39%</b>	<b>14%</b>	<b>10%</b>	<b>10%</b>
Ending Fund Balance (10% minimum)	\$ 730,850	\$ 830,642	\$ 945,723	\$ 836,483	\$ 796,798
Funds above / (below) 10% minimum	\$ 3,812,716	\$ 2,384,525	\$ 360,443	\$ 684	\$ 369
Ending Fund Balance (20% maximum)	\$ 1,461,700	\$ 1,661,283	\$ 1,891,446	\$ 1,672,965	\$ 1,593,595
Funds above / (below) 20% maximum	\$ 3,081,866	\$ 1,553,883	\$ (585,280)	\$ (835,799)	\$ (796,429)
<b>Estimated Change in Fund Balance</b>	<b>-11%</b>	<b>-29%</b>	<b>-59%</b>	<b>-36%</b>	<b>-5%</b>




# FINANCIAL SCHEDULES

## PARKS, RECREATION & CULTURAL SERVICES FUND

	ACTUAL 2022-23	ESTIMATED 2023-24	BUDGET 2024-25	PROJECTED	
				2025-26	2026-27
<b>ESTIMATED REVENUES</b>					
Property tax revenue	\$ 1,590,121	\$ 1,681,110	\$ 1,771,762	\$ 1,832,220	\$ 1,872,991
Donations	3,600	102,150	500	500	500
Interest income	38,988	25,156	35,253	29,390	23,386
Older adult program revenue	282,137	222,600	222,600	222,600	222,600
Other revenue	652	1,000	1,000	1,000	1,000
Program revenue	1,754,477	1,475,745	1,564,770	1,464,770	1,544,770
State sources	6,680	7,000	8,000	8,000	8,000
Transfers in	25,000	250,000	25,000	220,000	200,000
<b>TOTAL ESTIMATED REVENUES</b>	<b>\$ 3,701,655</b>	<b>\$ 3,764,761</b>	<b>\$ 3,628,885</b>	<b>\$ 3,778,480</b>	<b>\$ 3,873,247</b>
<b>APPROPRIATIONS</b>					
Personnel services	\$ 1,474,368	\$ 1,488,077	\$ 1,516,426	\$ 1,579,851	\$ 1,636,333
Supplies	86,857	90,090	90,250	90,250	90,250
Other services and charges	1,600,033	1,647,169	1,615,599	1,613,599	1,667,324
Capital outlay	49,187	1,482,935	536,610	494,780	479,340
<b>TOTAL APPROPRIATIONS</b>	<b>\$ 3,210,445</b>	<b>\$ 4,708,271</b>	<b>\$ 3,758,885</b>	<b>\$ 3,778,480</b>	<b>\$ 3,873,247</b>
NET OF REVENUES/APPROPRIATIONS - FUND 208	\$ 491,210	\$ (943,510)	\$ (130,000)	\$ -	\$ -
BEGINNING FUND BALANCE	1,202,439	1,693,649	750,139	620,139	620,139
<b>ENDING FUND BALANCE</b>	<b>\$ 1,693,649</b>	<b>\$ 750,139</b>	<b>\$ 620,139</b>	<b>\$ 620,139</b>	<b>\$ 620,139</b>

<b>Fund balance as a percentage of total annual expenditures</b>	<b>53%</b>	<b>16%</b>	<b>16%</b>	<b>16%</b>	<b>16%</b>
Ending Fund Balance (12% minimum)	\$ 385,253	\$ 564,993	\$ 451,066	\$ 453,418	\$ 464,790
Funds above / (below) 12% minimum	\$ 1,308,396	\$ 185,146	\$ 169,073	\$ 166,721	\$ 155,349
Ending Fund Balance (22% maximum)	\$ 706,298	\$ 1,035,820	\$ 826,955	\$ 831,266	\$ 852,114
Funds above / (below) 22% maximum	\$ 987,351	\$ (285,681)	\$ (206,816)	\$ (211,127)	\$ (231,975)
<b>Estimated Change in Fund Balance</b>	<b>41%</b>	<b>-56%</b>	<b>-17%</b>	<b>0%</b>	<b>0%</b>


# FINANCIAL SCHEDULES



## DRAIN FUND

	ACTUAL 2022-23	ESTIMATED 2023-24	BUDGET 2024-25	PROJECTED 2025-26      2026-27	
<b>ESTIMATED REVENUES</b>					
Property tax revenue	\$ 2,661,112	\$ 2,812,022	\$ 2,969,236	\$ 3,067,390	\$ 3,134,883
State sources	11,172	11,200	13,000	13,000	13,000
Interest income	36,772	19,578	25,028	26,611	25,995
Other revenue	27,467	10,000	10,000	10,000	10,000
Transfers in	-	2,475,467	1,935,000	-	-
<b>TOTAL ESTIMATED REVENUES</b>	<b>\$ 2,736,523</b>	<b>\$ 5,328,267</b>	<b>\$ 4,952,264</b>	<b>\$ 3,117,001</b>	<b>\$ 3,183,878</b>
<b>APPROPRIATIONS</b>					
Personnel services	\$ -	\$ 131	\$ -	\$ -	\$ -
Other services and charges	1,228,265	1,359,467	1,384,693	1,384,843	1,385,518
Capital outlay	997,030	4,497,848	3,567,571	1,391,158	1,497,360
Transfers out	-	-	-	341,000	301,000
<b>TOTAL APPROPRIATIONS</b>	<b>\$ 2,225,295</b>	<b>\$ 5,857,446</b>	<b>\$ 4,952,264</b>	<b>\$ 3,117,001</b>	<b>\$ 3,183,878</b>
NET OF REVENUES/APPROPRIATIONS - FUND 211	\$ 511,228	\$ (529,179)	\$ -	\$ -	\$ -
BEGINNING FUND BALANCE	17,951	529,179	-	-	-
<b>ENDING FUND BALANCE</b>	<b>\$ 529,179</b>	<b>\$ -</b>	<b>\$ -</b>	<b>\$ -</b>	<b>\$ -</b>

<b>Fund balance as a percentage of total annual expenditures</b>	<b>24%</b>	<b>0%</b>	<b>0%</b>	<b>0%</b>	<b>0%</b>
<b>Estimated Change in Fund Balance</b>	<b>2848%</b>	<b>-100%</b>	<b>0%</b>	<b>0%</b>	<b>0%</b>



# FINANCIAL SCHEDULES

## TREE FUND

	ACTUAL 2022-23	ESTIMATED 2023-24	BUDGET 2024-25	PROJECTED	
				2025-26	2026-27
<b>ESTIMATED REVENUES</b>					
Interest income	\$ 51,948	\$ 91,592	\$ 71,471	\$ 70,518	\$ 63,721
Donations	5,250	-	-	-	-
Other revenue	161,407	315,000	315,000	315,000	315,000
<b>TOTAL ESTIMATED REVENUES</b>	<b>\$ 218,605</b>	<b>\$ 406,592</b>	<b>\$ 386,471</b>	<b>\$ 385,518</b>	<b>\$ 378,721</b>
<b>APPROPRIATIONS</b>					
Personnel services	\$ 90,644	\$ 93,190	\$ 105,563	\$ 108,645	\$ 111,823
Supplies	105	1,000	1,000	1,000	1,000
Other services and charges	565,202	523,402	485,848	725,873	585,898
Capital outlay	-	451,000	44,060	-	-
<b>TOTAL APPROPRIATIONS</b>	<b>\$ 655,951</b>	<b>\$ 1,068,592</b>	<b>\$ 636,471</b>	<b>\$ 835,518</b>	<b>\$ 698,721</b>
NET OF REVENUES/APPROPRIATIONS - FUND 213	\$ (437,346)	\$ (662,000)	\$ (250,000)	\$ (450,000)	\$ (320,000)
BEGINNING FUND BALANCE	2,960,698	2,523,352	1,861,352	1,611,352	1,161,352
<b>ENDING FUND BALANCE</b>	<b>\$ 2,523,352</b>	<b>\$ 1,861,352</b>	<b>\$ 1,611,352</b>	<b>\$ 1,161,352</b>	<b>\$ 841,352</b>

Fund balance as a percentage of total annual expenditures

385%      174%      253%      139%      120%

Ending Fund Balance (\$500,000 minimum)	\$ 500,000	\$ 500,000	\$ 500,000	\$ 500,000	\$ 500,000
Funds above / (below) \$500,000 minimum	\$ 2,023,352	\$ 1,361,352	\$ 1,111,352	\$ 661,352	\$ 341,352

Estimated Change in Fund Balance

-15%      -26%      -13%      -28%      -28%

## RUBBISH COLLECTION FUND

	ACTUAL 2022-23	ESTIMATED 2023-24	BUDGET 2024-25	PROJECTED	
				2025-26	2026-27
<b>ESTIMATED REVENUES</b>					
Interest income	\$ 661	\$ -	\$ -	\$ -	\$ -
Licenses, permits & charges for services	2,115,825	2,230,000	2,297,000	2,365,000	2,365,000
<b>TOTAL ESTIMATED REVENUES</b>	<b>\$ 2,116,486</b>	<b>\$ 2,230,000</b>	<b>\$ 2,297,000</b>	<b>\$ 2,365,000</b>	<b>\$ 2,365,000</b>
<b>APPROPRIATIONS</b>					
Other services and charges	\$ 2,116,486	\$ 2,230,000	\$ 2,297,000	\$ 2,365,000	\$ 2,365,000
<b>TOTAL APPROPRIATIONS</b>	<b>\$ 2,116,486</b>	<b>\$ 2,230,000</b>	<b>\$ 2,297,000</b>	<b>\$ 2,365,000</b>	<b>\$ 2,365,000</b>
NET OF REVENUES/APPROPRIATIONS - FUND 226	\$ -	\$ -	\$ -	\$ -	\$ -
BEGINNING FUND BALANCE	-	-	-	-	-
<b>ENDING FUND BALANCE</b>	<b>\$ -</b>	<b>\$ -</b>	<b>\$ -</b>	<b>\$ -</b>	<b>\$ -</b>


Fund balance as a percentage of total annual expenditures

0%      0%      0%      0%      0%

Estimated Change in Fund Balance

0%      0%      0%      0%      0%

# FINANCIAL SCHEDULES



## FORFEITURE FUND


	ACTUAL 2022-23	ESTIMATED 2023-24	BUDGET 2024-25	PROJECTED	
				2025-26	2026-27
<b>ESTIMATED REVENUES</b>					
Transfers in	\$ -	\$ 200,000	\$ 150,000	\$ 100,000	\$ 100,000
Federal grants	3,371	37,345	-	-	-
Fines and forfeitures	180,197	304,995	347,990	405,600	411,600
Interest income	1,160	-	-	-	760
Other revenue	44,082	30,000	33,000	35,000	35,000
<b>TOTAL ESTIMATED REVENUES</b>	<b>\$ 228,810</b>	<b>\$ 572,340</b>	<b>\$ 530,990</b>	<b>\$ 540,600</b>	<b>\$ 547,360</b>
<b>APPROPRIATIONS</b>					
Supplies	\$ -	\$ 25,000	\$ 20,000	\$ 20,000	\$ 17,000
Capital outlay	138,643	637,507	510,990	520,600	530,360
<b>TOTAL APPROPRIATIONS</b>	<b>\$ 138,643</b>	<b>\$ 662,507</b>	<b>\$ 530,990</b>	<b>\$ 540,600</b>	<b>\$ 547,360</b>
NET OF REVENUES/APPROPRIATIONS - FUND 262	\$ 90,167	\$ (90,167)	\$ -	\$ -	\$ -
BEGINNING FUND BALANCE	-	90,167	-	-	-
<b>ENDING FUND BALANCE</b>	<b>\$ 90,167</b>	<b>\$ -</b>	<b>\$ -</b>	<b>\$ -</b>	<b>\$ -</b>

Fund balance as a percentage of total annual expenditures

65%      0%      0%      0%      0%

Estimated Change in Fund Balance

0%      0%      0%      0%      0%



# FINANCIAL SCHEDULES

## LIBRARY FUND

	ACTUAL 2022-23	ESTIMATED 2023-24	BUDGET 2024-25	PROJECTED 2025-26	PROJECTED 2026-27
<b>ESTIMATED REVENUES</b>					
Property tax revenue	\$ 3,182,484	\$ 3,368,503	\$ 3,547,534	\$ 3,668,470	\$ 3,749,691
Donations	7,713	7,500	9,500	9,500	9,500
Fines and forfeitures	108,028	98,071	88,000	88,000	88,000
Interest income	80,760	33,920	54,000	80,000	75,000
Other revenue	49,304	51,700	44,950	45,275	45,600
State sources	79,665	56,200	65,000	65,000	65,000
<b>TOTAL ESTIMATED REVENUES</b>	<b>\$ 3,507,954</b>	<b>\$ 3,615,894</b>	<b>\$ 3,808,984</b>	<b>\$ 3,956,245</b>	<b>\$ 4,032,791</b>
<b>APPROPRIATIONS</b>					
Personnel services	\$ 2,172,054	\$ 2,579,238	\$ 2,781,800	\$ 2,892,550	\$ 3,008,285
Supplies	599,074	683,373	774,300	785,900	800,500
Other services and charges	633,706	717,580	739,450	749,100	756,450
Capital outlay	67,882	47,000	37,000	41,900	12,100
<b>TOTAL APPROPRIATIONS</b>	<b>\$ 3,472,716</b>	<b>\$ 4,027,191</b>	<b>\$ 4,332,550</b>	<b>\$ 4,469,450</b>	<b>\$ 4,577,335</b>
NET OF REVENUES/APPROPRIATIONS - FUND 271	\$ 35,238	\$ (411,297)	\$ (523,566)	\$ (513,205)	\$ (544,544)
BEGINNING FUND BALANCE	2,563,502	2,598,740	2,187,443	1,663,877	1,150,672
<b>ENDING FUND BALANCE</b>	<b>\$ 2,598,740</b>	<b>\$ 2,187,443</b>	<b>\$ 1,663,877</b>	<b>\$ 1,150,672</b>	<b>\$ 606,128</b>

Fund balance as a percentage of total annual expenditures	75%	54%	38%	26%	13%
---	-----	-----	-----	-----	-----

Estimated Change in Fund Balance	1%	-16%	-24%	-31%	-47%
----------------------------------	----	------	------	------	------


## LIBRARY CONTRIBUTION FUND

	ACTUAL 2022-23	ESTIMATED 2023-24	BUDGET 2024-25	PROJECTED 2025-26	PROJECTED 2026-27
<b>ESTIMATED REVENUES</b>					
Donations	\$ 27,785	\$ 19,400	\$ 9,500	\$ 7,500	\$ 7,500
Interest income	33,146	22,500	22,500	22,500	22,500
<b>TOTAL ESTIMATED REVENUES</b>	<b>\$ 60,931</b>	<b>\$ 41,900</b>	<b>\$ 32,000</b>	<b>\$ 30,000</b>	<b>\$ 30,000</b>
<b>APPROPRIATIONS</b>					
Supplies	\$ 15,531	\$ 81,300	\$ 8,500	\$ 34,500	\$ 34,500
Capital outlay	2,868	131,601	247,000	247,000	247,000
<b>TOTAL APPROPRIATIONS</b>	<b>\$ 18,399</b>	<b>\$ 212,901</b>	<b>\$ 255,500</b>	<b>\$ 281,500</b>	<b>\$ 281,500</b>
NET OF REVENUES/APPROPRIATIONS - FUND 272	\$ 42,532	\$ (171,001)	\$ (223,500)	\$ (251,500)	\$ (251,500)
BEGINNING FUND BALANCE	1,656,055	1,698,587	1,527,586	1,304,086	1,052,586
<b>ENDING FUND BALANCE</b>	<b>\$ 1,698,587</b>	<b>\$ 1,527,586</b>	<b>\$ 1,304,086</b>	<b>\$ 1,052,586</b>	<b>\$ 801,086</b>

Fund balance as a percentage of total annual expenditures	9232%	718%	510%	374%	285%
---	-------	------	------	------	------

Estimated Change in Fund Balance	3%	-10%	-15%	-19%	-24%
----------------------------------	----	------	------	------	------

# FINANCIAL SCHEDULES



## COMMUNITY DEVELOPMENT BLOCK GRANT (CDBG) FUND

	ACTUAL 2022-23	ESTIMATED 2023-24	BUDGET 2024-25	PROJECTED	
				2025-26	2026-27
<b>ESTIMATED REVENUES</b>					
Federal grants	\$ 151,751	\$ 146,578	\$ 131,000	\$ 131,000	\$ 131,000
<b>TOTAL ESTIMATED REVENUES</b>	<b>\$ 151,751</b>	<b>\$ 146,578</b>	<b>\$ 131,000</b>	<b>\$ 131,000</b>	<b>\$ 131,000</b>
<b>APPROPRIATIONS</b>					
Other services and charges	\$ 147,603	\$ 131,000	\$ 131,000	\$ 131,000	\$ 131,000
<b>TOTAL APPROPRIATIONS</b>	<b>\$ 147,603</b>	<b>\$ 131,000</b>	<b>\$ 131,000</b>	<b>\$ 131,000</b>	<b>\$ 131,000</b>
NET OF REVENUES/APPROPRIATIONS - FUND 274	\$ 4,148	\$ 15,578	\$ -	\$ -	\$ -
BEGINNING FUND BALANCE	(19,726)	(15,578)	-	-	-
<b>ENDING FUND BALANCE</b>	<b>\$ (15,578)</b>	<b>\$ -</b>	<b>\$ -</b>	<b>\$ -</b>	<b>\$ -</b>

Fund balance as a percentage of total annual expenditures

-11%      0%      0%      0%      0%

Estimated Change in Fund Balance

-21%      -100%      0%      0%      0%

## OPIOID SETTLEMENT FUND

	ACTUAL 2022-23	ESTIMATED 2023-24	BUDGET 2024-25	PROJECTED	
				2025-26	2026-27
<b>ESTIMATED REVENUES</b>					
Other revenue	\$ 50,610	\$ 50,610	\$ 50,610	\$ 50,610	\$ 50,610
<b>TOTAL ESTIMATED REVENUES</b>	<b>\$ 50,610</b>	<b>\$ 50,610</b>	<b>\$ 50,610</b>	<b>\$ 50,610</b>	<b>\$ 50,610</b>
<b>APPROPRIATIONS</b>					
Other services and charges	\$ -	\$ 101,220	\$ 50,610	\$ 50,610	\$ 50,610
<b>TOTAL APPROPRIATIONS</b>	<b>\$ -</b>	<b>\$ 101,220</b>	<b>\$ 50,610</b>	<b>\$ 50,610</b>	<b>\$ 50,610</b>
NET OF REVENUES/APPROPRIATIONS - FUND 285	\$ 50,610	\$ (50,610)	\$ -	\$ -	\$ -
BEGINNING FUND BALANCE	-	50,610	-	-	-
<b>ENDING FUND BALANCE</b>	<b>\$ 50,610</b>	<b>\$ -</b>	<b>\$ -</b>	<b>\$ -</b>	<b>\$ -</b>


Fund balance as a percentage of total annual expenditures

0%      0%      0%      0%      0%

Estimated Change in Fund Balance

0%      0%      0%      0%      0%





# FINANCIAL SCHEDULES

## STREET LIGHTING (WEST OAKS STREET) FUND

	ACTUAL 2022-23	ESTIMATED 2023-24	BUDGET 2024-25	PROJECTED 2025-26      2026-27	
<b>ESTIMATED REVENUES</b>					
Special assessments levied	\$ 7,529	\$ 7,529	\$ 7,529	\$ 7,529	\$ 7,529
<b>TOTAL ESTIMATED REVENUES</b>	<b>\$ 7,529</b>	<b>\$ 7,529</b>	<b>\$ 7,529</b>	<b>\$ 7,529</b>	<b>\$ 7,529</b>
<b>APPROPRIATIONS</b>					
Other services and charges	\$ 5,146	\$ 5,329	\$ 5,229	\$ 5,329	\$ 5,429
<b>TOTAL APPROPRIATIONS</b>	<b>\$ 5,146</b>	<b>\$ 5,329</b>	<b>\$ 5,229</b>	<b>\$ 5,329</b>	<b>\$ 5,429</b>
NET OF REVENUES/APPROPRIATIONS - FUND 281	\$ 2,383	\$ 2,200	\$ 2,300	\$ 2,200	\$ 2,100
BEGINNING FUND BALANCE	49,163	51,546	53,746	56,046	58,246
<b>ENDING FUND BALANCE</b>	<b>\$ 51,546</b>	<b>\$ 53,746</b>	<b>\$ 56,046</b>	<b>\$ 58,246</b>	<b>\$ 60,346</b>

Fund balance as a percentage of total annual expenditures	1002%	1009%	1072%	1093%	1112%
---	-------	-------	-------	-------	-------

Estimated Change in Fund Balance	5%	4%	4%	4%	4%
----------------------------------	----	----	----	----	----


## STREET LIGHTING (WEST LAKE DRIVE) FUND

	ACTUAL 2022-23	ESTIMATED 2023-24	BUDGET 2024-25	PROJECTED 2025-26      2026-27	
<b>ESTIMATED REVENUES</b>					
Special assessments levied	\$ 3,300	\$ 3,300	\$ 3,300	\$ 3,300	\$ 3,300
<b>TOTAL ESTIMATED REVENUES</b>	<b>\$ 3,300</b>	<b>\$ 3,300</b>	<b>\$ 3,300</b>	<b>\$ 3,300</b>	<b>\$ 3,300</b>
<b>APPROPRIATIONS</b>					
Other services and charges	\$ 3,157	\$ 3,250	\$ 3,300	\$ 3,300	\$ 3,300
<b>TOTAL APPROPRIATIONS</b>	<b>\$ 3,157</b>	<b>\$ 3,250</b>	<b>\$ 3,300</b>	<b>\$ 3,300</b>	<b>\$ 3,300</b>
NET OF REVENUES/APPROPRIATIONS - FUND 286	\$ 143	\$ 50	\$ -	\$ -	\$ -
BEGINNING FUND BALANCE	3,913	4,056	4,106	4,106	4,106
<b>ENDING FUND BALANCE</b>	<b>\$ 4,056</b>	<b>\$ 4,106</b>	<b>\$ 4,106</b>	<b>\$ 4,106</b>	<b>\$ 4,106</b>

Fund balance as a percentage of total annual expenditures	128%	126%	124%	124%	124%
---	------	------	------	------	------

Estimated Change in Fund Balance	4%	1%	0%	0%	0%
----------------------------------	----	----	----	----	----

# FINANCIAL SCHEDULES



## STREET LIGHTING (TOWN CENTER STREET) FUND

	ACTUAL 2022-23	ESTIMATED 2023-24	BUDGET 2024-25	PROJECTED 2025-26      2026-27	
<b>ESTIMATED REVENUES</b>					
Special assessments levied	\$ 25,000	\$ 25,000	\$ 25,000	\$ 25,000	\$ 25,000
<b>TOTAL ESTIMATED REVENUES</b>	<b>\$ 25,000</b>	<b>\$ 25,000</b>	<b>\$ 25,000</b>	<b>\$ 25,000</b>	<b>\$ 25,000</b>
<b>APPROPRIATIONS</b>					
Other services and charges	\$ 21,013	\$ 21,700	\$ 22,300	\$ 23,000	\$ 23,000
<b>TOTAL APPROPRIATIONS</b>	<b>\$ 21,013</b>	<b>\$ 21,700</b>	<b>\$ 22,300</b>	<b>\$ 23,000</b>	<b>\$ 23,000</b>
NET OF REVENUES/APPROPRIATIONS - FUND 287	\$ 3,987	\$ 3,300	\$ 2,700	\$ 2,000	\$ 2,000
BEGINNING FUND BALANCE	23,963	27,950	31,250	33,950	35,950
<b>ENDING FUND BALANCE</b>	<b>\$ 27,950</b>	<b>\$ 31,250</b>	<b>\$ 33,950</b>	<b>\$ 35,950</b>	<b>\$ 37,950</b>

Fund balance as a percentage of total annual expenditures	133%	144%	152%	156%	165%
---	------	------	------	------	------

Estimated Change in Fund Balance	17%	12%	9%	6%	6%
----------------------------------	-----	-----	----	----	----


## Debt Service Funds

### LIBRARY CONSTRUCTION DEBT FUND

	ACTUAL 2022-23	ESTIMATED 2023-24	BUDGET 2024-25	PROJECTED 2025-26      2026-27	
<b>ESTIMATED REVENUES</b>					
Property tax revenue	\$ 1,520,471	\$ 1,402,108	\$ 1,695,913	\$ 1,757,122	\$ 390,104
Interest income	-	100	287	103	100
State sources	23,777	12,700	25,000	25,000	25,000
<b>TOTAL ESTIMATED REVENUES</b>	<b>\$ 1,544,248</b>	<b>\$ 1,414,908</b>	<b>\$ 1,721,200</b>	<b>\$ 1,782,225</b>	<b>\$ 415,204</b>
<b>APPROPRIATIONS</b>					
Debt service	\$ 1,416,600	\$ 1,412,400	\$ 1,416,700	\$ 1,415,700	\$ 1,417,800
Other services and charges	400	408	500	525	550
<b>TOTAL APPROPRIATIONS</b>	<b>\$ 1,417,000</b>	<b>\$ 1,412,808</b>	<b>\$ 1,417,200</b>	<b>\$ 1,416,225</b>	<b>\$ 1,418,350</b>
NET OF REVENUES/APPROPRIATIONS - FUND 371	\$ 127,248	\$ 2,100	\$ 304,000	\$ 366,000	\$ (1,003,146)
BEGINNING FUND BALANCE	203,798	331,046	333,146	637,146	1,003,146
<b>ENDING FUND BALANCE</b>	<b>\$ 331,046</b>	<b>\$ 333,146</b>	<b>\$ 637,146</b>	<b>\$ 1,003,146</b>	<b>\$ -</b>

Fund balance as a percentage of total annual expenditures	23%	24%	45%	71%	0%
---	-----	-----	-----	-----	----

Estimated Change in Fund Balance	62%	1%	91%	57%	-100%
----------------------------------	-----	----	-----	-----	-------



# FINANCIAL SCHEDULES

## Capital Project Funds

### CAPITAL IMPROVEMENT PROGRAM (CIP) FUND


	ACTUAL 2022-23	ESTIMATED 2023-24	BUDGET 2024-25	PROJECTED 2025-26	PROJECTED 2026-27
<b>ESTIMATED REVENUES</b>					
Property tax revenue	\$ 4,145,914	\$ 4,376,793	\$ 4,613,359	\$ 4,771,424	\$ 4,877,780
Interest income	35,464	790	3,641	1,626	7,320
Donations	-	-	400,000	-	-
<b>TOTAL ESTIMATED REVENUES</b>	<b>\$ 4,181,378</b>	<b>\$ 4,377,583</b>	<b>\$ 5,017,000</b>	<b>\$ 4,773,050</b>	<b>\$ 4,885,100</b>
<b>APPROPRIATIONS</b>					
Other services and charges	\$ 800	\$ 815	\$ 1,000	\$ 1,050	\$ 1,100
Debt service	96,651	128,378	206,000	92,000	4,000
Capital outlay	2,957,643	13,371,965	-	-	-
<b>TOTAL APPROPRIATIONS</b>	<b>\$ 3,055,094</b>	<b>\$ 13,501,158</b>	<b>\$ 207,000</b>	<b>\$ 93,050</b>	<b>\$ 5,100</b>
NET OF REVENUES/APPROPRIATIONS - FUND 401	\$ 1,126,284	\$ (9,123,575)	\$ 4,810,000	\$ 4,680,000	\$ 4,880,000
BEGINNING FUND BALANCE	(4,821,352)	(3,695,068)	(12,818,643)	(8,008,643)	(3,328,643)
<b>ENDING FUND BALANCE *</b>	<b>\$ (3,695,068)</b>	<b>\$ (12,818,643)</b>	<b>\$ (8,008,643)</b>	<b>\$ (3,328,643)</b>	<b>\$ 1,551,357</b>

<b>Fund balance as a percentage of total annual expenditures</b>	<b>121%</b>	<b>95%</b>	<b>3869%</b>	<b>3577%</b>	<b>30419%</b>
--	-------------	------------	--------------	--------------	---------------

<b>Estimated Change in Fund Balance</b>	<b>23%</b>	<b>247%</b>	<b>38%</b>	<b>58%</b>	<b>147%</b>
---	------------	-------------	------------	------------	-------------

\* The City has opted to borrow internally utilizing long-term capital reserve funds in lieu of formally issuing bonds in order to complete several significant projects in FY 2018-19 since it was determined to be the most beneficial way to handle the financing. Governmental accounting rules require this type of borrowing to be recorded on the balance sheet and not as revenue like it would if bonds were issued. This fund will continue to have a negative fund balance due to this accounting rule; therefore, a formal Deficit Elimination Plan will be filed with the State annually (as planned) until the loans are paid off over the life of the ten year levy (see the Debt Service section for internal borrowing schedules).

# FINANCIAL SCHEDULES



## GUN RANGE FACILITY FUND

	ACTUAL 2022-23	ESTIMATED 2023-24	BUDGET 2024-25	PROJECTED	
				2025-26	2026-27
<b>ESTIMATED REVENUES</b>					
Licenses, permits & charges for services	\$ 120,000	\$ 70,000	\$ 71,000	\$ 72,000	\$ 72,000
Interest income	8,750	7,330	5,000	6,000	4,190
<b>TOTAL ESTIMATED REVENUES</b>	<b>\$ 128,750</b>	<b>\$ 77,330</b>	<b>\$ 76,000</b>	<b>\$ 78,000</b>	<b>\$ 76,190</b>
<b>APPROPRIATIONS</b>					
Capital outlay	\$ 60,344	\$ 30,330	\$ 28,000	\$ -	\$ 111,190
<b>TOTAL APPROPRIATIONS</b>	<b>\$ 60,344</b>	<b>\$ 30,330</b>	<b>\$ 28,000</b>	<b>\$ -</b>	<b>\$ 111,190</b>
NET OF REVENUES/APPROPRIATIONS - FUND 409	\$ 68,406	\$ 47,000	\$ 48,000	\$ 78,000	\$ (35,000)
BEGINNING FUND BALANCE	410,972	479,378	526,378	574,378	652,378
<b>ENDING FUND BALANCE</b>	<b>\$ 479,378</b>	<b>\$ 526,378</b>	<b>\$ 574,378</b>	<b>\$ 652,378</b>	<b>\$ 617,378</b>

Fund balance as a percentage of total annual expenditures	794%	1736%	2051%	0%	555%
---	------	-------	-------	----	------


Estimated Change in Fund Balance	17%	10%	9%	14%	-5%
----------------------------------	-----	-----	----	-----	-----

## SPECIAL ASSESSMENT REVOLVING FUND

	ACTUAL 2022-23	ESTIMATED 2023-24	BUDGET 2024-25	PROJECTED	
				2025-26	2026-27
<b>ESTIMATED REVENUES</b>					
Interest income	\$ 122,575	\$ 80,000	\$ 66,525	\$ 52,550	\$ 52,575
<b>TOTAL ESTIMATED REVENUES</b>	<b>\$ 122,575</b>	<b>\$ 80,000</b>	<b>\$ 66,525</b>	<b>\$ 52,550</b>	<b>\$ 52,575</b>
<b>APPROPRIATIONS</b>					
Other services and charges	\$ 420	\$ -	\$ 525	\$ 550	\$ 575
<b>TOTAL APPROPRIATIONS</b>	<b>\$ 420</b>	<b>\$ -</b>	<b>\$ 525</b>	<b>\$ 550</b>	<b>\$ 575</b>
NET OF REVENUES/APPROPRIATIONS - FUND 418	\$ 122,155	\$ 80,000	\$ 66,000	\$ 52,000	\$ 52,000
BEGINNING FUND BALANCE	4,407,606	4,529,761	4,609,761	4,675,761	4,727,761
<b>ENDING FUND BALANCE</b>	<b>\$ 4,529,761</b>	<b>\$ 4,609,761</b>	<b>\$ 4,675,761</b>	<b>\$ 4,727,761</b>	<b>\$ 4,779,761</b>

Fund balance as a percentage of total annual expenditures	1078515%	0%	890621%	859593%	831263%
---	----------	----	---------	---------	---------

Estimated Change in Fund Balance	3%	2%	1%	1%	1%
----------------------------------	----	----	----	----	----



# FINANCIAL SCHEDULES


## PEG CABLE - CAPITAL FUND

	ACTUAL 2022-23	ESTIMATED 2023-24	BUDGET 2024-25	PROJECTED	
				2025-26	2026-27
<b>ESTIMATED REVENUES</b>					
Licenses, permits & charges for services	\$ 304,592	\$ 310,000	\$ 305,000	\$ 300,000	\$ 300,000
Interest income	22,451	10,680	2,000	2,000	2,000
<b>TOTAL ESTIMATED REVENUES</b>	<b>\$ 327,043</b>	<b>\$ 320,680</b>	<b>\$ 307,000</b>	<b>\$ 302,000</b>	<b>\$ 302,000</b>
<b>APPROPRIATIONS</b>					
Capital outlay	\$ 20,000	\$ 734,680	\$ -	\$ -	\$ -
<b>TOTAL APPROPRIATIONS</b>	<b>\$ 20,000</b>	<b>\$ 734,680</b>	<b>\$ -</b>	<b>\$ -</b>	<b>\$ -</b>
NET OF REVENUES/APPROPRIATIONS - FUND 463	\$ 307,043	\$ (414,000)	\$ 307,000	\$ 302,000	\$ 302,000
BEGINNING FUND BALANCE	988,409	1,295,452	881,452	1,188,452	1,490,452
<b>ENDING FUND BALANCE</b>	<b>\$ 1,295,452</b>	<b>\$ 881,452</b>	<b>\$ 1,188,452</b>	<b>\$ 1,490,452</b>	<b>\$ 1,792,452</b>

<b>Fund balance as a percentage of total annual expenditures</b>	<b>0%</b>	<b>120%</b>	<b>0%</b>	<b>0%</b>	<b>0%</b>
--	-----------	-------------	-----------	-----------	-----------

<b>Estimated Change in Fund Balance</b>	<b>31%</b>	<b>-32%</b>	<b>35%</b>	<b>25%</b>	<b>20%</b>
---	------------	-------------	------------	------------	------------

# FINANCIAL SCHEDULES



## Permanent Fund

### DRAIN PERPETUAL MAINTENANCE FUND

	ACTUAL	ESTIMATED	BUDGET	PROJECTED	
	2022-23	2023-24	2024-25	2025-26	2026-27
<b>ESTIMATED REVENUES</b>					
Interest income	\$ 137,239	\$ 76,000	\$ 130,000	\$ 89,000	\$ 89,000
Tap-in fees	-	5,000	5,000	5,000	5,000
Transfers in	-	-	-	341,000	301,000
<b>TOTAL ESTIMATED REVENUES</b>	<b>\$ 137,239</b>	<b>\$ 81,000</b>	<b>\$ 135,000</b>	<b>\$ 435,000</b>	<b>\$ 395,000</b>
<b>APPROPRIATIONS</b>					
Transfers out	\$ -	\$ 2,475,467	\$ 1,935,000	\$ -	\$ -
<b>TOTAL APPROPRIATIONS</b>	<b>\$ -</b>	<b>\$ 2,475,467</b>	<b>\$ 1,935,000</b>	<b>\$ -</b>	<b>\$ -</b>
NET OF REVENUES/APPROPRIATIONS - FUND 152	\$ 137,239	\$ (2,394,467)	\$ (1,800,000)	\$ 435,000	\$ 395,000
BEGINNING FUND BALANCE	6,850,012	6,987,251	4,592,784	2,792,784	3,227,784
<b>ENDING FUND BALANCE</b>	<b>\$ 6,987,251</b>	<b>\$ 4,592,784</b>	<b>\$ 2,792,784</b>	<b>\$ 3,227,784</b>	<b>\$ 3,622,784</b>

Fund balance as a percentage of total annual expenditures

0% 186% 144% 0% 0%

Estimated Change in Fund Balance

2% -34% -39% 16% 12%

## Enterprise Funds

### ICE ARENA FUND


	ACTUAL	ESTIMATED	BUDGET	PROJECTED	
	2022-23	2023-24	2024-25	2025-26	2026-27
<b>ESTIMATED REVENUES</b>					
Program revenue	\$ 1,799,126	\$ 1,777,975	\$ 1,874,001	\$ 1,892,600	\$ 1,918,600
Interest income	36,564	13,498	24,667	29,426	30,176
Other revenue	117,213	120,000	41,200	42,000	43,000
<b>TOTAL ESTIMATED REVENUES</b>	<b>\$ 1,952,903</b>	<b>\$ 1,911,473</b>	<b>\$ 1,939,868</b>	<b>\$ 1,964,026</b>	<b>\$ 1,991,776</b>
<b>APPROPRIATIONS</b>					
Supplies	\$ 24,449	\$ 16,100	\$ 49,440	\$ 22,200	\$ 22,200
Other services and charges	1,950,829	1,467,343	1,630,928	1,507,276	1,474,246
Capital outlay	-	426,610	198,500	904,550	525,330
Debt service	23,150	533,230	-	-	-
<b>TOTAL APPROPRIATIONS</b>	<b>\$ 1,998,428</b>	<b>\$ 2,443,283</b>	<b>\$ 1,878,868</b>	<b>\$ 2,434,026</b>	<b>\$ 2,021,776</b>
NET OF REVENUES/APPROPRIATIONS - FUND 570	\$ (45,525)	\$ (531,810)	\$ 61,000	\$ (470,000)	\$ (30,000)
BEGINNING FUND BALANCE	5,204,683	5,159,158	4,627,348	4,688,348	4,218,348
<b>ENDING FUND BALANCE</b>	<b>\$ 5,159,158</b>	<b>\$ 4,627,348</b>	<b>\$ 4,688,348</b>	<b>\$ 4,218,348</b>	<b>\$ 4,188,348</b>

Fund balance as a percentage of total annual expenditures

258% 189% 250% 173% 207%

Estimated Change in Fund Balance

-1% -10% 1% -10% -1%



# FINANCIAL SCHEDULES

## SENIOR HOUSING FUND

	ACTUAL 2022-23	ESTIMATED 2023-24	BUDGET 2024-25	PROJECTED	
				2025-26	2026-27
<b>ESTIMATED REVENUES</b>					
Operating revenue	\$ 2,139,067	\$ 2,163,220	\$ 2,180,220	\$ 2,203,220	\$ 2,225,353
Donations	-	-	250,000	-	-
Interest income	25,077	14,065	26,730	24,092	36,234
Other revenue	30,613	23,200	27,400	27,400	27,400
<b>TOTAL ESTIMATED REVENUES</b>	<b>\$ 2,194,757</b>	<b>\$ 2,200,485</b>	<b>\$ 2,484,350</b>	<b>\$ 2,254,712</b>	<b>\$ 2,288,987</b>
<b>APPROPRIATIONS</b>					
Supplies	\$ 9,662	\$ 10,475	\$ 8,875	\$ 10,475	\$ 10,475
Other services and charges	1,346,124	863,306	885,347	941,808	950,112
Capital outlay	-	1,395,445	129,200	366,000	288,400
Debt service	73,681	1,038,229	1,035,558	1,032,429	-
<b>TOTAL APPROPRIATIONS</b>	<b>\$ 1,429,467</b>	<b>\$ 3,307,455</b>	<b>\$ 2,058,980</b>	<b>\$ 2,350,712</b>	<b>\$ 1,248,987</b>
NET OF REVENUES/APPROPRIATIONS - FUND 574	\$ 765,290	\$ (1,106,970)	\$ 425,370	\$ (96,000)	\$ 1,040,000
BEGINNING FUND BALANCE	7,509,615	8,274,905	7,167,935	7,593,305	7,497,305
<b>ENDING FUND BALANCE</b>	<b>\$ 8,274,905</b>	<b>\$ 7,167,935</b>	<b>\$ 7,593,305</b>	<b>\$ 7,497,305</b>	<b>\$ 8,537,305</b>

Fund balance as a percentage of total annual expenditures

579%

217%

369%

319%

684%

Estimated Change in Fund Balance

10%

-13%

6%

-1%

14%

## WATER AND SEWER FUND

	ACTUAL 2022-23	ESTIMATED 2023-24	BUDGET 2024-25	PROJECTED	
				2025-26	2026-27
<b>ESTIMATED REVENUES</b>					
Operating revenue	\$ 26,685,136	\$ 26,640,600	\$ 28,155,625	\$ 29,536,650	\$ 30,986,675
Capital contributions	2,743,881	1,100,000	1,100,000	1,100,000	1,100,000
Interest income	700,183	338,910	721,620	490,043	523,614
Other revenue	227,541	165,994	220,000	225,000	230,000
<b>TOTAL ESTIMATED REVENUES</b>	<b>\$ 30,356,741</b>	<b>\$ 28,245,504</b>	<b>\$ 30,197,245</b>	<b>\$ 31,351,693</b>	<b>\$ 32,840,289</b>
<b>APPROPRIATIONS</b>					
Personnel services	1,740,016	1,628,453	1,737,622	1,789,818	1,842,949
Supplies	80,624	84,700	79,750	81,750	83,750
Other services and charges	29,342,628	26,180,675	27,544,967	28,846,587	30,164,937
Capital outlay	(1,250)	35,170,296	9,034,906	2,733,538	3,448,653
<b>TOTAL APPROPRIATIONS</b>	<b>\$ 31,162,018</b>	<b>\$ 63,064,124</b>	<b>\$ 38,397,245</b>	<b>\$ 33,451,693</b>	<b>\$ 35,540,289</b>
NET OF REVENUES/APPROPRIATIONS - FUND 592	\$ (805,277)	\$ (34,818,620)	\$ (8,200,000)	\$ (2,100,000)	\$ (2,700,000)
BEGINNING FUND BALANCE	193,259,273	192,453,996	157,635,376	149,435,376	147,335,376
<b>ENDING FUND BALANCE</b>	<b>\$ 192,453,996</b>	<b>\$ 157,635,376</b>	<b>\$ 149,435,376</b>	<b>\$ 147,335,376</b>	<b>\$ 144,635,376</b>

Fund balance as a percentage of total annual expenditures

618%

250%

389%

440%

407%

Estimated Change in Fund Balance

0%


-18%

-5%

-1%

-2%

# FINANCIAL SCHEDULES



## Internal Service Fund

### SELF INSURANCE HEALTHCARE FUND

	ACTUAL 2022-23	ESTIMATED 2023-24	BUDGET 2024-25	PROJECTED 2025-26	PROJECTED 2026-27
<b>ESTIMATED REVENUES</b>					
Licenses, Permits, and Charges for Services	\$ 3,953,060	\$ 3,280,000	\$ 3,554,000	\$ 3,748,000	\$ 3,948,000
Interest income	37,404	2,000	51,000	55,000	65,000
Other revenue	1,495,473	420,000	400,000	410,000	425,000
<b>TOTAL ESTIMATED REVENUES</b>	<b>\$ 5,485,937</b>	<b>\$ 3,702,000</b>	<b>\$ 4,005,000</b>	<b>\$ 4,213,000</b>	<b>\$ 4,438,000</b>
<b>APPROPRIATIONS</b>					
Other services and charges	\$ 2,400	\$ 2,000	\$ 3,000	\$ 3,000	\$ 3,000
Personnel Services	5,467,620	4,000,000	3,332,000	3,500,000	3,675,000
<b>TOTAL APPROPRIATIONS</b>	<b>\$ 5,470,020</b>	<b>\$ 4,002,000</b>	<b>\$ 3,335,000</b>	<b>\$ 3,503,000</b>	<b>\$ 3,678,000</b>
NET OF REVENUES/APPROPRIATIONS - FUND 677	\$ 15,917	\$ (300,000)	\$ 670,000	\$ 710,000	\$ 760,000
BEGINNING FUND BALANCE	1,602,204	1,618,121	1,318,121	1,988,121	2,698,121
<b>ENDING FUND BALANCE</b>	<b>\$ 1,618,121</b>	<b>\$ 1,318,121</b>	<b>\$ 1,988,121</b>	<b>\$ 2,698,121</b>	<b>\$ 3,458,121</b>

Fund balance as a percentage of total annual expenditures	30%	33%	60%	77%	94%
---	-----	-----	-----	-----	-----

Estimated Change in Fund Balance	1%	-19%	51%	36%	28%
----------------------------------	----	------	-----	-----	-----

## Fiduciary Fund

### RETIREE HEALTHCARE BENEFITS FUND

	ACTUAL 2022-23	ESTIMATED 2023-24	BUDGET 2024-25	PROJECTED 2025-26	PROJECTED 2026-27
<b>ESTIMATED REVENUES</b>					
Contributions-Employer	\$ -	\$ -	\$ -	\$ -	\$ -
Interest income	3,233,675	2,300,000	2,400,000	2,425,000	2,470,000
Other revenue	200	-	-	-	-
<b>TOTAL ESTIMATED REVENUES</b>	<b>\$ 3,233,875</b>	<b>\$ 2,300,000</b>	<b>\$ 2,400,000</b>	<b>\$ 2,425,000</b>	<b>\$ 2,470,000</b>
<b>APPROPRIATIONS</b>					
Personnel Services	\$ 1,327,569	\$ 1,284,000	\$ 1,434,000	\$ 1,491,000	\$ 1,551,000
Other services and charges	293,313	285,000	304,000	312,000	320,000
<b>TOTAL APPROPRIATIONS</b>	<b>\$ 1,620,882</b>	<b>\$ 1,569,000</b>	<b>\$ 1,738,000</b>	<b>\$ 1,803,000</b>	<b>\$ 1,871,000</b>
NET OF REVENUES/APPROPRIATIONS - FUND 737	\$ 1,612,993	\$ 731,000	\$ 662,000	\$ 622,000	\$ 599,000
BEGINNING FUND BALANCE	32,361,913	33,974,906	34,705,906	35,367,906	35,989,906
<b>ENDING FUND BALANCE</b>	<b>\$ 33,974,906</b>	<b>\$ 34,705,906</b>	<b>\$ 35,367,906</b>	<b>\$ 35,989,906</b>	<b>\$ 36,588,906</b>


Fund balance as a percentage of total annual expenditures	2096%	2212%	2035%	1996%	1956%
---	-------	-------	-------	-------	-------

Estimated Change in Fund Balance	5%	2%	2%	2%	2%
----------------------------------	----	----	----	----	----



**This page intentionally left blank.**

# FUND BALANCE, REVENUES & EXPENDITURES



## Fund Balance

### Definition

Fund Balance is the difference between assets and liabilities in a governmental fund. The governmental funds account for the City's bread-and-butter, are typically tax-supported activities of a government (as opposed to enterprise funds, which are self-supporting, business-like activities), and include the following:

- General Fund – where a government accounts for everything not reported in another fund
- Special Revenue Funds – for reporting specific sources that are limited to being used for a particular purpose
- Debt Service Funds – which account for the repayment of debt
- Capital Project Funds – which track the accumulation and use of resources for construction, acquiring, and rehabilitating capital assets (such as buildings and roads)
- Permanent Funds – where a government reports principal amounts that are restricted to being invested to produce income but cannot be spent

### **GASB 54**

GASB Statement No. 54 creates five components of fund balance, though not every government or governmental fund will report all components. This approach is intended to provide users consistent and understandable information about a fund's net resources. The five components are:

#### **Nonspendable Fund Balance**

*\*cannot be spent (legally restricted or in unspendable form)*

- Amounts that cannot be spent due to form; for example, inventories and prepaid amounts. Also, long-term loan and notes receivables, and property held for resale would be reported here unless the proceeds are restricted, committed or assigned.
- Amounts that must be maintained intact legally or contractually (corpus or principal of a permanent fund)

#### **Restricted Fund Balance**


*\*externally imposed (law, creditor, bond covenant)*

- Amounts constrained for a specific purpose by external parties, constitutional provision or enabling legislation. This is the same definition used by GASB Statement No. 34, *Basic Financial Statements—and Management's Discussion and Analysis—for State and Local Governments*, for restricted net assets.

#### **Committed Fund Balance**

*\*constraints approved by Council*

- Amounts constrained for a specific purpose by a government using its highest level of decision-making authority. It would require action by the same group to remove or change the constraints placed on the resources.
- Action to constrain resources must occur prior to year-end; however, the amount can be determined in the subsequent period.



# FUND BALANCE, REVENUES & EXPENDITURES

## Assigned Fund Balance

\*constrained by intent by City Council, or by the City Manager, or by a body/person to which City Council designates the authority

- For all governmental funds other than the general fund, any remaining positive amounts not classified as non-spendable, restricted or committed.
- For the general fund, amounts constrained for the intent to be used for a specific purpose by a governing board or a body or official that has been delegated authority to assign amounts. Amount reported as assigned should not result in a deficit in unassigned fund balance.

## Unassigned Fund Balance


\*available to spend, unrestricted

- For the general fund, amounts not classified as non-spendable, restricted, committed or assigned. The general fund is the only fund that would report a positive amount in unassigned fund balance.
- For all governmental funds other than the general fund, amount expended in excess of resources that are non-spendable, restricted, committed or assigned (a residual deficit). In determining a residual deficit, no amount should be reported as assigned.

## Fund Balance Schedule

	Governmental Funds								
	GENERAL FUND	SPECIAL REVENUE FUNDS	DEBT SERVICE FUNDS	CAPITAL PROJECT FUNDS	PERMANENT FUNDS	ENTERPRISE FUNDS	INTERNAL SERVICE FUNDS	FIDUCIARY FUNDS	TOTAL BUDGET
	BUDGET 2024-25	BUDGET 2024-25	BUDGET 2024-25	BUDGET 2024-25	BUDGET 2024-25	BUDGET 2024-25	BUDGET 2024-25	BUDGET 2024-25	BUDGET 2024-25
TOTAL ESTIMATED REVENUES	\$ 43,186,528	\$ 40,091,327	\$ 1,721,200	\$ 5,466,525	\$ 135,000	\$ 34,621,463	\$ 4,005,000	\$ 2,400,000	\$ 131,627,043
TOTAL APPROPRIATIONS	44,115,338	43,354,393	1,417,200	235,525	1,935,000	42,335,093	3,335,000	1,738,000	138,465,549
NET OF REVENUES/APPROPRIATIONS - ALL FUNDS	\$ (928,810)	\$ (3,263,066)	\$ 304,000	\$ 5,231,000	\$ (1,800,000)	\$ (7,713,630)	\$ 670,000	\$ 662,000	\$ (6,838,506)
BEGINNING FUND BALANCE	9,638,640	11,561,302	333,146	(6,801,052)	4,592,784	169,430,659	1,318,121	34,705,906	224,779,506
ENDING FUND BALANCE	\$ 8,709,830	\$ 8,298,236	\$ 637,146	\$ (1,570,052)	\$ 2,792,784	\$ 161,717,029	\$ 1,988,121	\$ 35,367,906	\$ 217,941,000
Fund balance as a percentage of total annual expenditures	20%	19%	45%	-667%	144%	382%	60%	2035%	157%

# FUND BALANCE, REVENUES & EXPENDITURES



## **Significant Changes in Fund Balance**

The following governmental funds are anticipated to have significant changes in fund balance for FY 2024-25 (increase or decrease more than 10%):

### **Special Revenue Funds**

The Major Street Fund is projected to decrease fund balance by 20%, in the amount of \$236,000. These funds are being utilized for major street capital projects throughout the City which are listed in the capital improvement program.

The Municipal Street Fund is projected to decrease fund balance by 59% in the amount of \$1,909,000. These funds will be used to fund future municipal street capital projects throughout the City which are listed in the capital improvement program.

The Parks, Recreation, and Cultural Services Fund is projected to decrease fund balance by 17% in the amount of \$130,000, in order to fund capital projects throughout the City which are listed in the capital improvement program.

The Tree Fund is projected to decrease fund balance by 13% in the amount of \$250,000, in order to plant and maintain the City's tree inventory.

The Library Fund is projected to decrease fund balance by 24% in the amount of \$523,566, in order to fund operating expenditures and replacement of computers/scanners and two cameras in the amount of \$37,000.

The Library Contribution Fund is projected to decrease fund balance by 15% in the amount of \$223,500 in order to fund the following projects: Auto Lending Library \$2,500; Automated Return System \$115,800, Main Entrance Design/Parking Lot \$41,500, Server & Camera Upgrade \$109,000, and WiFi Upgrade \$15,000.


### **Debt Service Funds**

The Debt Service Fund is projected to increase fund balance by \$304,000 or 91%. These funds will be used to fund the current year debt service payments.

### **Capital Project Funds**

The Capital Improvement Program (CIP) Fund is projected to increase fund balance by 38%, in the amount of \$4,810,000. These funds will be used to fund future capital improvements throughout the City which are listed in the capital improvement program.

The PEG Cable Capital Fund is projected to increase fund balance by 35%, in the amount of \$307,000. These funds will be used to fund future capital expenditures.



# FUND BALANCE, REVENUES & EXPENDITURES

## Revenue Sources, Assumptions, and Trend Analysis

Revenue forecasting is a standard practice for the City of Novi. Individual revenue line-items are reviewed for their historical trends in order to project revenues over the next three years. The forecast is also based on economic factors, as well as information provided by the State and County. In order to prepare for unexpected events and lower than anticipated revenues or higher than anticipated expenditures, the City budgets conservatively. The following is a summary of revenue sources including underlying assumptions and significant trends.

### Property Tax Revenue

Property tax revenue is a tax assessed by the City of Novi and paid by property owners. Property taxes are billed twice annually on July 1st and December 1st.

The City of Novi's current millage rate of 10.5376 mills, which has been in effect since tax year 2017, has been assumed to continue over the next two years. The maximum allowable millage rates are used for all funds except the Drain Fund. Taxable value projections are as of February 2024 and include new construction estimates as well as recent trends of commercial and industrial properties having significant vacancies and appealing their assessments. A significant factor that has been taken into account is the expected decrease in the personal property tax, per the new State of Michigan law (SB 10) that erases the personal property tax on the industrial property and other businesses with equipment less than \$80,000. The State continues to review personal property and may implement further reductions in the future.

- The City anticipates an overall net increase in taxable value of 266,436,940, or 5.7%, for fiscal year 2024-2025 based on an inflation rate of 5.0% and new construction in the amount of 15.0 million.
- A 4.0% taxable value increase for fiscal year 2025-2026 and a 3.0% taxable value increase for fiscal year 2026-2027 are being assumed including 20.0 million for each tax year in cumulative net new construction.
- Penalties and interest are based on historical collections.

### Licenses, Permits & Charges for Services

This revenue includes fees for various services and licenses with the majority being building and planning-related. Revenues also include, but are not limited to, liquor licenses, cable television fees, rubbish collection fees, and public-safety related revenues.


Fees paid by developers and contractors for plan review and inspections of commercial, industrial and residential construction partially cover the cost of the Community Development Department. This revenue is difficult to project since it is directly related to construction activity. The City's building activity has not fully recovered from the COVID-19 pandemic and the impact of related supply chain issues and inflation. Recent trends show slow development and revenues continuing below pre-COVID levels. The City is assuming revenue will return to pre-COVID levels by fiscal year 2025-2026.

### Operating Revenue

This revenue represents charges to customers for water and sewer usage, fees collected at the ice arena, and rents collected at the senior housing facility.

Operating revenue in the Water and Sewer Fund is anticipated to increase by 1.0% - 3.0% annually based on projections and anticipated new customers. The Ice Arena and Senior Housing Facility are anticipating 2% - 5.0% annual inflationary increases.

# FUND BALANCE, REVENUES & EXPENDITURES



## State Sources

### **State Revenue Sharing**

The City uses the estimates from the State of Michigan Department of Treasury for 2024-2025 and assumes distribution increases will be at approximately 2.0% annually for the subsequent two years. (State-shared revenue is defined later in this section.)

### **MDOT Act 51**

The City used the Michigan Department of Transportation estimates for fiscal year 2024-2025 and estimates an annual increase of 2.9% for the subsequent two fiscal years. (MDOT Act 51 revenue is defined later in this section.)

## Interest on Investments

This revenue is from investing available cash balances based on cash flow forecasts, capital reserves, and fund balance reserves.

Net investment Interest is budgeted to increase slightly annually. Actual interest rates have increased significantly due to unprecedented rate increases over the past nine months to combat inflation. While actual returns have increased, the sudden, significant rise in interest rates has resulted in unrealized losses on longer-term investments that will slowly reverse as they mature. The net result of higher actual returns and unrealized losses assumes little growth in overall earnings over the next three years.


## Program Revenue/Older Adult Program Revenue

This revenue source is from the many programs offered by the Parks, Recreation, and Cultural Services department and Ice Arena. Program revenues represent approximately 50% of the Parks, Recreation, and Cultural Services Fund revenue with the other half being the dedicated property tax levy.

Based on trends over the past year, program revenue appears back to pre-COVID levels. It is assumed that program revenue will be at the same level as the current fiscal year with no growth over the next three years due to the programs operating at full capacity.

## Transfers In

The Major Street, Local Street, and Municipal Street funds transfer in funds from each other to cover construction costs as detailed in the six-year CIP plan. The primary source of the transfers is a dedicated road millage in the Municipal Street Fund. The Parks, Recreation and Cultural Services Fund receives a transfer in from the General Fund to help fund capital projects and older adult transportation. The Forfeiture Fund may receive a transfer in from the General Fund to help fund public safety vehicles. The Capital Improvement Program (CIP) Fund may receive a transfer in from the General Fund to help fund capital projects. The Economic Development Fund receives a transfer in from the General Fund for its share of property tax revenue. The Drain Perpetual Maintenance Fund may receive a transfer in from the Drain Fund to replenish some of the endowment; or vice versa to replenish the Drain Fund.




# FUND BALANCE, REVENUES & EXPENDITURES

## Revenue Schedule

The revenues discussed on the previous pages are the major revenue categories as identified by the City and make up the majority of the total revenues of all appropriated funds, including enterprise funds. The schedule summarizes total revenue for all fund types of the City.


	Governmental Funds				
	GENERAL FUND	SPECIAL REVENUE FUNDS	DEBT SERVICE FUNDS	CAPITAL PROJECT FUNDS	PERMANENT FUNDS
	BUDGET 2024-25	BUDGET 2024-25	BUDGET 2024-25	BUDGET 2024-25	BUDGET 2024-25
<b>ESTIMATED REVENUES</b>					
Property tax revenue	\$ 29,954,144	\$ 15,251,599	\$ 1,695,913	\$ 4,613,359	\$ -
Capital Contributions	-	-	-	-	-
Donations	-	19,500	-	400,000	-
Federal grants	153,000	131,000	-	-	-
Fines and forfeitures	325,000	435,990	-	-	-
Interest income	631,112	412,213	287	77,166	130,000
Licenses, permits, and charges for services	3,560,766	2,317,000	-	376,000	-
Older adult program revenue	-	222,600	-	-	-
Operating Revenue	-	-	-	-	-
Other revenue	828,120	604,560	-	-	-
Program Revenue	-	1,564,770	-	-	-
Special Assessments Levied	-	35,829	-	-	-
State sources	7,734,386	8,762,266	25,000	-	-
Tap In Fees	-	-	-	-	5,000
Transfers in	-	10,334,000	-	-	-
<b>TOTAL ESTIMATED REVENUES</b>	<b>\$ 43,186,528</b>	<b>\$ 40,091,327</b>	<b>\$ 1,721,200</b>	<b>\$ 5,466,525</b>	<b>\$ 135,000</b>

# FUND BALANCE, REVENUES & EXPENDITURES



	ENTERPRISE FUNDS BUDGET 2024-25	INTERNAL SERVICE FUNDS BUDGET 2024-25	FIDUCIARY FUNDS BUDGET 2024-25	TOTAL BUDGET BUDGET 2024-25	% of Total Revenues BUDGET 2024-25	% of Total Revenues (discussed) BUDGET 2024-25
<b>ESTIMATED REVENUES</b>						
Property tax revenue	\$ -	\$ -	\$ -	\$ 51,515,015	39%	39%
Capital Contributions	1,100,000	-	-	\$ 1,100,000	1%	
Donations	250,000	-	-	\$ 669,500	1%	
Federal grants	-	-	-	\$ 284,000	0%	
Fines and forfeitures	-	-	-	\$ 760,990	1%	
Interest income	288,600	51,000	2,400,000	\$ 3,990,378	3%	3%
Licenses, permits, and charges for services	-	3,554,000	-	\$ 9,807,766	7%	7%
Older adult program revenue	-	-	-	\$ 222,600	0%	0%
Operating Revenue	30,335,845	-	-	\$ 30,335,845	23%	23%
Other revenue	773,017	400,000	-	\$ 2,605,697	2%	
Program Revenue	1,874,001	-	-	\$ 3,438,771	3%	3%
Special Assessments Levied	-	-	-	\$ 35,829	0%	
State sources	-	-	-	\$ 16,521,652	13%	13%
Tap In Fees	-	-	-	\$ 5,000	0%	
Transfers in	-	-	-	\$ 10,334,000	8%	8%
<b>TOTAL ESTIMATED REVENUES</b>	<b>\$ 34,621,463</b>	<b>\$ 4,005,000</b>	<b>\$ 2,400,000</b>	<b>\$ 131,627,043</b>	<b>100%</b>	<b>96%</b>





# FUND BALANCE, REVENUES & EXPENDITURES

## Property Tax Revenue

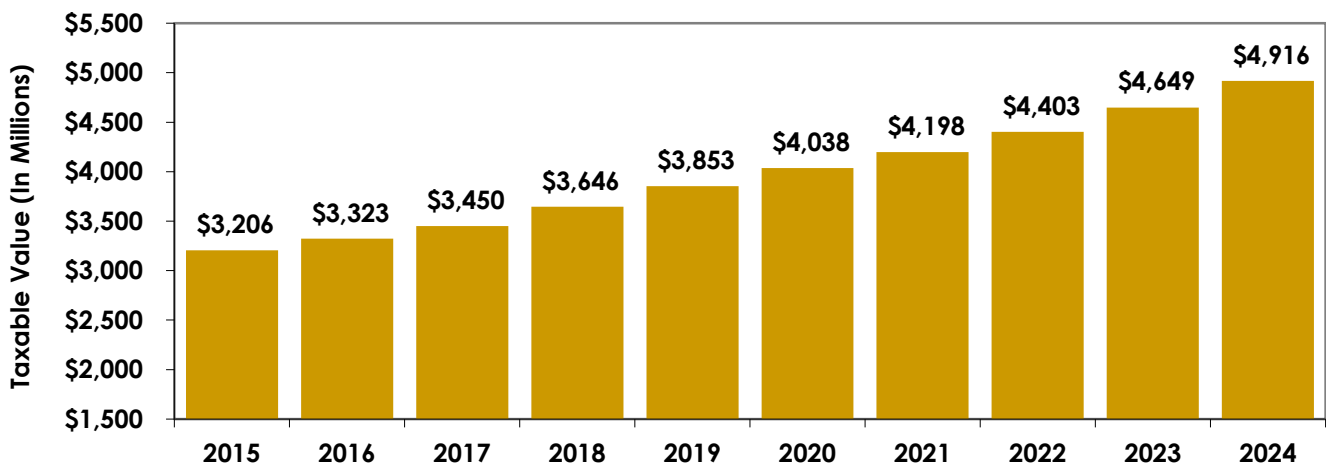
Property taxes are expressed in terms of millage with one mill being equal to \$1.00 per thousand dollars of taxable value.

Assessing records maintain two values for each property in the City. Prior to Proposal A all property was taxed based on the State Equalized Value (S.E.V.), which represents 50% of true cash value. Proposal A limits the increase in value attributed to market change to the lower of 5% or the Inflation Rate Multiplier (previously referred to as Consumer Price Index). The one exception is the properties changing ownership, which brings the taxable value back up to the S.E.V.


The following shows recent history of taxable values and percentage change from prior year:

**Ten Year Taxable Value  
City of Novi, Michigan**

Fiscal Year	Tax Year	Taxable Value (in millions)	% Change
2015-2016	2015	\$ 3,206	4.4%
2016-2017	2016	\$ 3,323	3.7%
2017-2018	2017	\$ 3,450	3.8%
2018-2019	2018	\$ 3,646	5.7%
2019-2020	2019	\$ 3,853	5.7%
2020-2021	2020	\$ 4,038	4.8%
2021-2022	2021	\$ 4,198	4.0%
2022-2023	2022	\$ 4,403	4.9%
2023-2024	2023	\$ 4,649	5.6%
2024-2025	2024	\$ 4,916	5.7%

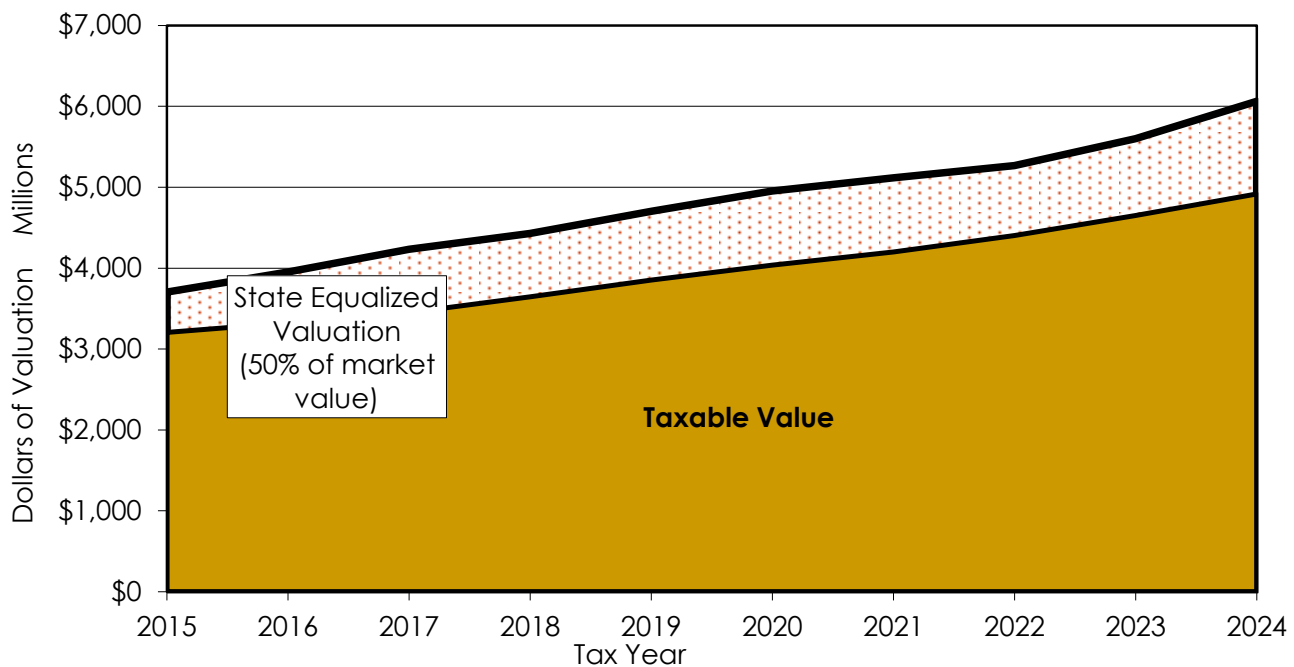


# FUND BALANCE, REVENUES & EXPENDITURES




Ten Year Taxable Value Compared to State Equalized Valuation  
City of Novi, Michigan

Fiscal Year	Tax Liability Year	State Equalized Valuation (50% of market value)		Taxable Value		% Taxable Value of SEV
		Amount	% Change	Amount	% Change	
2015-2016	2015	\$3,704,488,760	10.1%	\$3,205,569,930	4.4%	86.5%
2016-2017	2016	\$3,952,090,850	6.7%	\$3,323,044,630	3.7%	84.1%
2017-2018	2017	\$4,234,030,940	7.1%	\$3,450,116,990	3.8%	81.5%
2018-2019	2018	\$4,429,863,848	4.6%	\$3,645,653,370	5.7%	82.3%
2019-2020	2019	\$4,704,211,310	6.2%	\$3,852,942,000	5.7%	81.9%
2020-2021	2020	\$4,953,366,010	5.3%	\$4,038,736,310	4.8%	81.5%
2021-2022	2021	\$5,117,122,329	3.3%	\$4,198,690,199	4.0%	82.1%
2022-2023	2022	\$5,268,635,410	3.0%	\$4,402,609,530	4.9%	83.6%
2023-2024	2023	\$5,599,482,760	6.3%	\$4,649,264,350	5.6%	83.0%
2024-2025	2024	\$6,061,702,140	8.3%	\$4,915,701,290	5.7%	81.1%



The 1994 SEV established the base for taxable value calculations beginning in 1995. In addition to SEV, a taxable value was determined for each property. Taxable value is the lower of either capped value or SEV. Capped value increases are limited to the lesser of 5% or the rate of inflation. Although SEV continues to be based on market conditions, taxable value is thus in place to control property tax increases. Additions or losses to a property will increase or reduce the taxable value of that property. In the year following a property transfer, the taxable value of that property will uncap to the SEV. Novi's total taxable value rate of change moves larger than the SEV largely due to the uncapping of properties from sales and the addition of new construction. In the coming decades, as Novi reaches build-out and ages, under current rules, yearly increases in taxable value will be closer to capped consumer price index (termed Inflation Rate Multiplier by the State of Michigan).



# FUND BALANCE, REVENUES & EXPENDITURES

## Actual, Estimated, Budgeted, and Projected Taxable Values

The following is a historical look at actual taxable values, as well as estimated, budgeted, and projected taxable values; including property tax revenue and millage rates.


	ACTUAL 2015 FY 2015-16	ACTUAL 2016 FY 2016-17	ACTUAL 2017 FY 2017-18	ACTUAL 2018 FY 2018-19	ACTUAL 2019 FY 2019-20
<b>Taxable Value</b>					
Taxable Value - Real (Residential)	\$ 2,087,604,500	\$ 2,169,188,620	\$ 2,267,135,430	\$ 2,389,711,290	\$ 2,533,927,750
Taxable Value - Real (Commercial / Industrial)	878,128,690	916,563,180	936,712,960	999,114,730	1,051,495,340
Taxable Value - Personal Property	239,836,740	237,292,830	246,268,600	256,827,350	267,518,910
<b>Adjusted Taxable Value*</b>	<b>\$ 3,205,569,930</b>	<b>\$ 3,323,044,630</b>	<b>\$ 3,450,116,990</b>	<b>\$ 3,645,653,370</b>	<b>\$ 3,852,942,000</b>
% change in adjusted taxable value	#NAME?	3.7%	3.8%	5.7%	5.7%
<b>Millage Rate **</b>					
General Fund	5.0056	4.9925	4.9206	4.8458	4.7755
General Fund - PA 359 Advertising	-	-	-	0.0137	0.0129
Municipal Street Fund	1.4962	1.4923	1.4708	1.4484	1.4273
Police and Fire	1.4246	1.4208	1.4003	1.3790	1.3590
Parks, Recreation, and Cultural Services Fund	0.3847	0.3836	0.3780	0.3722	0.3668
Drain Fund	-	0.2120	0.2648	0.4157	0.5583
Capital Improvement Program (CIP) Fund	-	-	0.9856	0.9706	0.9565
Library Fund	0.7699	0.7678	0.7567	0.7451	0.7342
<b>Total Operating</b>	<b>9.0810</b>	<b>9.2690</b>	<b>10.1768</b>	<b>10.1905</b>	<b>10.1905</b>
Library Construction Debt Fund	0.4566	0.4540	0.3608	0.3471	0.3471
2010 Refunding Debt Fund	0.3374	-	-	-	-
2002 Street & Refunding Debt Fund	0.3250	0.2270	-	-	-
<b>Total Debt</b>	<b>1.1190</b>	<b>0.6810</b>	<b>0.3608</b>	<b>0.3471</b>	<b>0.3471</b>
<b>Total Millage Rate</b>	<b>10.2000</b>	<b>9.9500</b>	<b>10.5376</b>	<b>10.5376</b>	<b>10.5376</b>
<b>Property Tax Revenue</b>					
General Fund	\$ 16,252,340	\$ 16,707,967	\$ 17,200,885	\$ 18,215,984	\$ 18,299,800
General Fund - PA 359 Advertising	-	-	-	50,000	50,000
Municipal Street Fund	4,803,774	4,931,808	5,069,973	5,371,752	5,473,078
Police and Fire	4,574,743	4,687,841	4,843,646	5,130,968	5,227,356
Parks, Recreation, and Cultural Services Fund	1,235,317	1,267,594	1,295,457	1,371,654	1,406,590
Drain Fund	1,096	698,072	908,899	961,410	2,143,534
Capital Improvement Program (CIP) Fund	-	-	3,400,871	3,611,648	3,676,064
Library Fund	2,472,349	2,537,262	2,604,070	2,752,785	2,815,536
<b>Total Operating</b>	<b>\$ 29,339,619</b>	<b>\$ 30,830,544</b>	<b>\$ 35,323,801</b>	<b>\$ 37,466,201</b>	<b>\$ 39,091,958</b>
Library Construction Debt Fund	1,472,133	1,507,421	1,245,100	1,265,832	1,333,195
2010 Refunding Debt Fund	1,061,000	-	-	-	-
2002 Street & Refunding Debt Fund	1,040,000	747,000	-	-	-
<b>Total Debt</b>	<b>\$ 3,573,133</b>	<b>\$ 2,254,421</b>	<b>\$ 1,245,100</b>	<b>\$ 1,265,832</b>	<b>\$ 1,333,195</b>
<b>Total Property Tax Revenue</b>	<b>\$ 32,912,752</b>	<b>\$ 33,084,965</b>	<b>\$ 36,568,901</b>	<b>\$ 38,732,033</b>	<b>\$ 40,425,153</b>

\* Includes reduction for Personal Property Tax write-off, Tax Tribunals Adjustments and chargebacks


\*\* No Headlee rollback assumed for fiscal years ending 2025, 2026 & 2027.

Note: Fiscal 2024 taxable values have incorporated board of review adjustments through December 2023

# FUND BALANCE, REVENUES & EXPENDITURES



ACTUAL 2020 FY 2020-21	ACTUAL 2021 2021-22	ACTUAL 2022 FY 2022-23	FY 2024-25 BUDGET			
			ESTIMATED	BUDGET	PROJECTED	
			2023 FY 2023-24	2024 FY 2024-25	2025 FY 2025-26	2026 FY 2026-27
\$ 2,661,331,380	\$ 2,775,266,092	\$ 2,941,366,920	\$ 3,148,345,420	\$ 3,365,785,090	\$ 3,517,245,419	\$ 3,622,762,782
1,098,657,170	1,145,328,330	1,187,826,620	1,248,376,410	1,332,281,610	1,392,234,282	1,435,393,545
278,747,760	278,095,777	273,415,990	252,542,520	217,634,590	202,400,169	204,424,170
<b>\$ 4,038,736,310</b>	<b>\$ 4,198,690,199</b>	<b>\$ 4,402,609,530</b>	<b>\$ 4,649,264,350</b>	<b>\$ 4,915,701,290</b>	<b>\$ 5,111,879,870</b>	<b>\$ 5,262,580,497</b>
4.8%	4.0%	4.9%	10.7%	5.7%	4.0%	2.9%
4.7563	4.7505	4.7505	4.7505	4.7505	4.7505	4.7505
0.0123	0.0119	0.0113	0.0113	0.0107	0.0102	0.0099
1.4215	1.4197	1.4197	1.4197	1.4197	1.4197	1.4197
1.3535	1.3518	1.3518	1.3518	1.3518	1.3518	1.3518
0.3653	0.3648	0.3648	0.3648	0.3648	0.3648	0.3648
0.5978	0.6101	0.6107	0.6107	0.6113	0.6118	0.7303
0.9526	0.9514	0.9514	0.9514	0.9514	0.9514	0.9514
0.7312	0.7303	0.7303	0.7303	0.7303	0.7303	0.7303
<b>10.1905</b>	<b>10.1905</b>	<b>10.1905</b>	<b>10.1905</b>	<b>10.1905</b>	<b>10.1905</b>	<b>10.3087</b>
0.3471	0.3471	0.3471	0.3471	0.3471	0.3471	0.0868
-	-	-	-	-	-	-
-	-	-	-	-	-	-
<b>0.3471</b>	<b>0.3471</b>	<b>0.3471</b>	<b>0.3471</b>	<b>0.3471</b>	<b>0.3471</b>	<b>0.0868</b>
<b>10.5376</b>	<b>10.5376</b>	<b>10.5376</b>	<b>10.5376</b>	<b>10.5376</b>	<b>10.5376</b>	<b>10.3955</b>
\$ 19,098,299	\$ 19,897,843	\$ 20,711,130	\$ 21,942,590	\$ 23,092,644	\$ 24,229,067	\$ 24,971,677
50,000	50,000	50,000	50,000	50,000	50,000	50,000
5,712,989	5,946,998	6,186,798	6,539,559	6,963,067	7,202,772	7,323,365
5,438,167	5,655,895	5,885,183	6,227,000	6,564,000	6,790,000	6,942,000
1,468,077	1,527,542	1,590,121	1,681,110	1,771,762	1,832,220	1,872,991
2,398,860	2,553,455	2,661,112	2,812,022	2,969,236	3,067,390	3,134,883
3,818,955	3,985,024	4,145,914	4,376,793	4,613,359	4,771,424	4,877,780
2,938,712	3,059,011	3,182,484	3,348,890	3,547,534	3,668,470	3,749,691
<b>\$ 40,924,059</b>	<b>\$ 42,675,768</b>	<b>\$ 44,412,742</b>	<b>\$ 46,977,964</b>	<b>\$ 49,571,602</b>	<b>\$ 51,611,343</b>	<b>\$ 52,922,387</b>
1,397,542	1,457,701	1,520,471	1,402,108	1,695,913	1,757,122	390,104
-	-	-	-	-	-	-
-	-	-	-	-	-	-
<b>\$ 1,397,542</b>	<b>\$ 1,457,701</b>	<b>\$ 1,520,471</b>	<b>\$ 1,402,108</b>	<b>\$ 1,695,913</b>	<b>\$ 1,757,122</b>	<b>\$ 390,104</b>
<b>\$ 42,321,601</b>	<b>\$ 44,133,469</b>	<b>\$ 45,933,213</b>	<b>\$ 48,380,072</b>	<b>\$ 51,267,515</b>	<b>\$ 53,368,465</b>	<b>\$ 53,312,491</b>



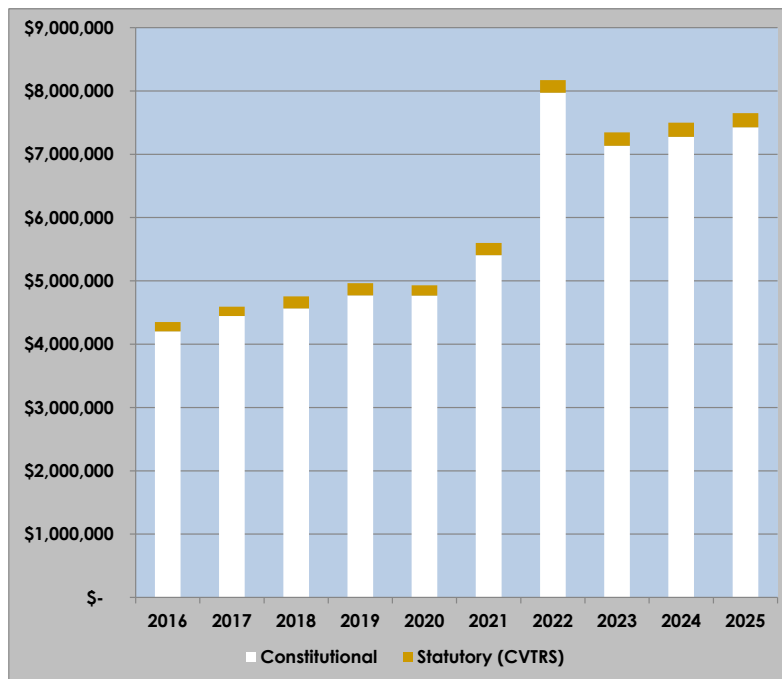
# FUND BALANCE, REVENUES & EXPENDITURES

## State Shared Revenue

The State Revenue Sharing is unrestricted General Fund revenue and is the second largest source of revenue in that fund. The State Shared Revenue Program consists of two components; constitutional and statutory (CVTRS). The constitutional portion is guaranteed and distributed on a per capita basis. The CVTRS (city, village, and township revenue sharing) program, established by legislature in fiscal year 2016, requires each eligible local unit to meet certain accountability and transparency requirements in order to receive payments.


In accordance with the State Constitution of 1963, Article IX, Section 10, as amended, constitutional revenue sharing payments are based on 15% of the 4% portion of Michigan's 6% sales tax collections. Distributions are made to all Michigan cities, villages, and townships on a population basis on the last business day of the even numbered months (October, December, February, April, June, and August). The revenue sharing population is defined by the Glenn Steil State Revenue Sharing Act of 1971, 1971 Public Act 140, as amended (MCL 141.903(1)). For purposes of distributing revenue, population is based on the most recent census adjusted by 50% for any institutional population.

State Revenue Sharing surpassed the 2001 funding level of \$4,448,257 as of 2017 and continues to steadily increase. Despite the 2020 decrease in revenue due to the COVID pandemic, the 2020 census reflected a population increase of 11,019 and continues to have a positive impact on Novi's State Shared Revenue (2022 included a one-time census adjustment in the amount of approximately \$1.0 million.)



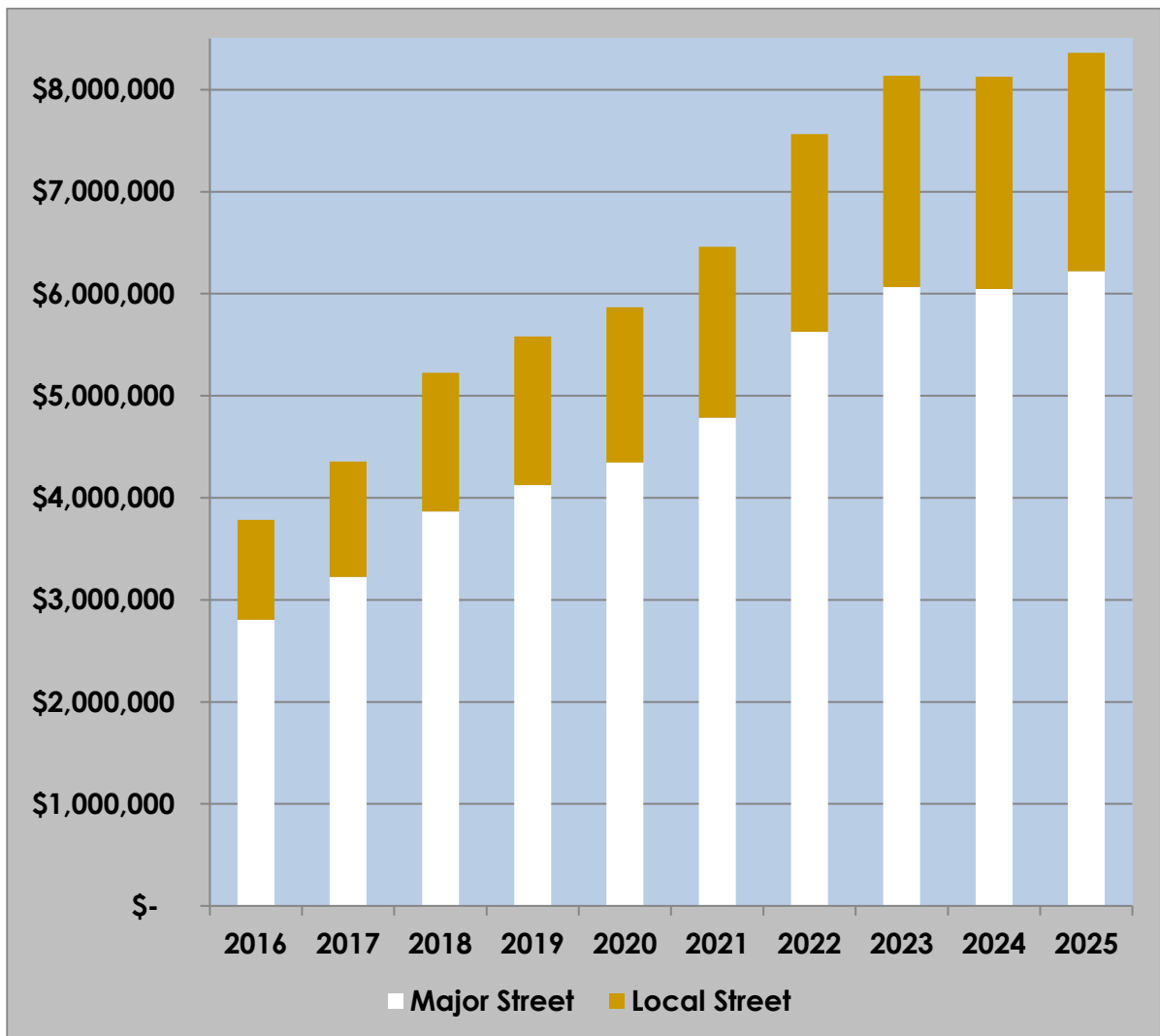
	2016 ACTUAL	2017 ACTUAL	2018 ACTUAL	2019 ACTUAL	2020 ACTUAL	2021 ACTUAL	2022 ACTUAL	2023 ACTUAL	2024 PROJECTED	2025 ESTIMATED
<b>Constitutional</b>	\$ 4,203,650	\$ 4,445,931	\$ 4,563,358	\$ 4,771,476	\$ 4,766,836	\$ 5,405,071	\$ 7,971,951	\$ 7,132,815	\$ 7,274,176	\$ 7,425,628
<b>Statutory (CVTRS)</b>	\$ 146,155	\$ 146,155	\$ 190,996	\$ 190,867	\$ 162,710	\$ 195,257	\$ 199,162	\$ 211,112	\$ 223,758	\$ 223,758
<b>Total</b>	\$ 4,349,805	\$ 4,592,086	\$ 4,754,354	\$ 4,962,343	\$ 4,929,546	\$ 5,600,328	\$ 8,171,113	\$ 7,343,927	\$ 7,497,934	\$ 7,649,386

# FUND BALANCE, REVENUES & EXPENDITURES




## Act 51 – Michigan Transportation Fund

The State of Michigan’s Constitution provides funds for transportation purposes. Act 51 of 1951, as amended, creates the Michigan Transportation Fund, whereas revenues are collected through highway user taxes, state motor fuel taxes, vehicle registration fees, and other miscellaneous automobile related taxes. They are distributed by formula to state trunk lines, county road commissions, cities, and villages. These funds are utilized for maintenance and construction of neighborhood roads and other City streets within the Major and Local Street funds. The 2020 census reflected an increase in Novi’s population of 11,019 and, similar to State-shared revenues, has had a positive impact on Novi’s Act 51 revenues.



	2016 ACTUAL	2017 ACTUAL	2018 ACTUAL	2019 ACTUAL	2020 ACTUAL	2021 ACTUAL	2022 ACTUAL	2023 ACTUAL	2024 PROJECTED	2025 ESTIMATED
<b>Major Street</b>	\$ 2,805,151	\$ 3,225,703	\$ 3,865,139	\$ 4,123,583	\$ 4,348,220	\$ 4,783,639	\$ 5,627,890	\$ 6,064,643	\$ 6,046,503	\$ 6,220,038
<b>Local Street</b>	\$ 978,693	\$ 1,129,243	\$ 1,362,035	\$ 1,456,456	\$ 1,519,226	\$ 1,677,732	\$ 1,935,902	\$ 2,071,470	\$ 2,080,518	\$ 2,140,228
<b>Total</b>	\$ 3,783,844	\$ 4,354,946	\$ 5,227,174	\$ 5,580,039	\$ 5,867,446	\$ 6,461,370	\$ 7,563,792	\$ 8,136,113	\$ 8,127,021	\$ 8,360,266



# FUND BALANCE, REVENUES & EXPENDITURES

## **Expenditure Sources, Assumptions, and Trend Analysis**

Expenditure forecasting is a standard practice for the City of Novi. Individual expenditure line-items are reviewed for their historical trends in order to project expenditures over the next three years. The forecast is also based on economic factors, as well as information provided by the State and County. In order to be prepared for unexpected events and lower than anticipated revenues or higher than anticipated expenditures, the City budgets conservatively. A summary of expenditures including underlying assumptions and significant trends is included on this page and the following page.

### **Personnel Services**

The personnel assumptions are based on the number of staff as presented in the Departmental Information - Personnel Summary section of this budget document. Any cost savings as a result of vacancies or positions filled at lower than budgeted amounts increase the fund balance and is used in planning for the subsequent year's budget.

- Salary and wages are assumed to increase 3.0% annually for all non-union employees. Union salary and wages are pursuant to each of the current collective bargaining agreements.
- Employee health insurance is assumed to increase 4.0% annually based on prior years and the current trend of costs and claims. (The City went self-insured for a portion of its health insurance in fiscal year 2020 to minimize future insurance costs.)
- Workers compensation insurance is assumed to increase 18.0% annually based on prior years and the current trend of costs.
- Defined benefit pension contributions are based on the actuarial required contribution for fiscal year 2024-2025 and are assumed to increase by approximately 5.0% in fiscal years 2025-2026 and 2026-2027.

### **Supplies and Other Services and Charges**

Annual increases between 0% - 5.0% is assumed for most supplies and other services and charges; certain maintenance items increase based on historical median rate (i.e. road maintenance items). Liability and property insurance is assumed to increase 5.0% annually based on prior years and the current trend of costs and claims.

### **Capital Outlay and Non-Recurring Items**

Capital outlay and non-recurring items are budget requests submitted by departments. The City of Novi has a track record of replacing and maintaining assets, which, not unlike businesses, allows the City flexibility in deferring capital purchases for a period of time during financially tight years.


### **Debt Service**

Debt service is based on the principal and interest payments included in the City's debt schedules as presented in the Capital Program and Debt section of this budget document.

### **Transfers Out**

The Major Street, Local Street, and Municipal Street funds transfer funds out to each other to cover construction costs as detailed in the six-year CIP plan. The General Fund transfers to the Parks, Recreation and Cultural Services Fund to help fund capital projects and older adult transportation. The General Fund may transfer to the Forfeiture Fund to help fund public safety vehicles or to the CIP Fund to help fund capital projects. The General Fund also transfers to the Economic Development Fund its share of property tax revenue. The Drain Fund may transfer to the Perpetual Maintenance Fund to replenish some of the endowment.

# FUND BALANCE, REVENUES & EXPENDITURES




## General Fund and Special Revenue Fund Expenditure Summaries

Below are summaries of the General Fund and Special Revenue Fund expenditures by budget category.

GENERAL FUND					
	ACTUAL 2022-23	ESTIMATED 2023-24	BUDGET 2024-25	PROJECTED	
				2025-26	2026-27
<b>APPROPRIATIONS</b>					
PERSONNEL SERVICES	\$ 30,192,366	\$ 31,582,667	\$ 32,215,888	\$ 34,282,188	\$ 35,544,394
SUPPLIES	1,141,166	1,286,660	1,197,310	1,194,600	1,167,335
OTHER SERVICES AND CHARGES	7,980,140	8,411,628	7,665,252	7,737,572	7,754,632
CAPITAL OUTLAY	1,985,628	4,574,326	2,811,888	1,636,214	1,535,476
TRANSFERS OUT	75,000	500,000	225,000	370,000	350,000
<b>TOTAL APPROPRIATIONS</b>	<b>\$ 41,374,300</b>	<b>\$ 46,355,281</b>	<b>\$ 44,115,338</b>	<b>\$ 45,220,574</b>	<b>\$ 46,351,837</b>

SPECIAL REVENUE FUNDS					
	ACTUAL 2022-23	ESTIMATED 2023-24	BUDGET 2024-25	PROJECTED	
				2025-26	2026-27
<b>APPROPRIATIONS</b>					
Personnel services	\$ 3,737,066	\$ 4,160,636	\$ 4,403,789	\$ 4,581,046	\$ 4,756,441
Supplies	701,567	880,763	894,050	931,650	943,250
Other services and charges	10,322,813	11,903,463	12,056,709	11,513,759	11,436,084
Capital outlay	10,116,516	23,606,806	17,775,845	14,725,993	15,797,746
Transfers out	5,559,200	5,943,000	8,224,000	6,621,000	7,384,000
<b>TOTAL APPROPRIATIONS</b>	<b>\$ 30,437,162</b>	<b>\$ 46,494,668</b>	<b>\$ 43,354,393</b>	<b>\$ 38,373,448</b>	<b>\$ 40,317,521</b>





# FUND BALANCE, REVENUES & EXPENDITURES

## Long-Range Operating Financial Plans

The City of Novi has long recognized the need for planning to provide quality services to its residents. This is evident in the work performed by the elected officials, City staff and various committees and boards. The City has conducted many studies and has developed plans, policies and procedures that have guided the City in making sound decisions regarding infrastructure and services.

The City has focused on long-term financial planning since the 1990's and as a result, continues its strong financial position. Since 2004 the City has prepared a three-year budget, going beyond the requirement for adoption of an annual budget. The City of Novi continues its strong financial position as a result of long-term financial planning; maintaining responsible fund balances in conformance with GFOA recommended practices and low debt obligations, as well as complying with the City's own fund balance policies.

During the February 2020 City Council Executive Budgeting Session, the Council made a significant shift in their goals and planning. The City has elections every two years, so the decision was made for the goals to not go longer than that whereas not to obligate future Councils. While many of the goals will take longer than 2 years, the intent is to focus on short term goals and not specifically identify long term goals (except for the roads); however, the City continues to include focuses and investments on the following:


- Investing in public safety
- Investing in roads, intersections & signals, and sidewalks & pathways,
- Improvements to existing parks and cultural services,
- Increasing community engagement (residential, commercial, and neighboring communities).
- Acquiring and developing land
- Addressing long-term liabilities such as pension and OPEB

The 2025-26 and 2026-27 budgets include the following items:

- \$25.7 million investment in roads, pathways, sidewalks and intersections
- \$5.8 million investment in water and sewer infrastructure
- \$2.7 million investment in storm sewer and drainage
- \$670,000 investment in parks, recreation, and cultural services capital projects
- \$2.3 million investment in machinery, equipment, building and property and technology

These long-range financial plans link to the entity's strategic goals and are illustrated in the matrix on the next page.

# FUND BALANCE, REVENUES & EXPENDITURES




## Strategic Goals/Long-Range Financial Plans Matrix

Strategic Goals	Long-Range Financial Plans
<p>Operate a world-class and sustainable local government.</p>	<p>Develop a plan to renew the Capital Improvement Project millage. Prioritize and implement the top three action plans from the Environmental Sustainability Action Plan. Continue efforts to reduce the unfunded and long-term liabilities by pursuing a strategy of Defined Contribution retirement plans.</p>
<p>Build a desirable and vibrant community for residents and businesses alike now and into the future.</p>	<p>Build a community facility that services and connects ALL of our residents. Develop walkable "Pocket Parks" in areas of the City where there are no walkable parks. Pursue partnership with Northville for a trail connection from Novi-Northville. Work with neighboring communities to complete connections through Novi to local trail systems.</p>
<p>Invest properly in being a Safe Community at all times for all people.</p>	<p>Develop a plan to ensure senior transit is financially sustainable. Continue to support accreditation of Police, Fire, Dispatch, Parks, Recreation, Cultural Services, and Public Works.</p>

**This page intentionally left blank.**

# CAPITAL PROGRAM & DEBT



## Capital Improvement Program

### Introduction

The City of Novi's Capital Improvement Program (CIP) is a planning tool, with a goal to identify and schedule capital improvements for fiscal years ending 2025-2030. The CIP is summarized within this budget document and also can be viewed interactively on our CIP website

<https://bit.ly/3iBOqxq>. Here you can find detailed descriptions of the projects, maps, cost estimates, graphs, and other support documentation.


The CIP is an opportunity to formulate strategic long-term policy decisions that extend beyond the 2024-2025 fiscal year. Each year, the City of Novi invests significant time and resources to design, construct, and maintain the infrastructure and facilities needed to deliver municipal services to residents and businesses. Because of the high costs associated with building and maintaining capital assets, the City must carefully balance the need for such assets with our requirements to sustain a strong financial position.

Novi's CIP addresses projects that are needed, or will be needed, across a broad spectrum of areas. Annually, a significant amount of effort is expounded to update the CIP to ensure not only critical needs are being met, but also that the cost, scope and timing of all projects are coordinated throughout. Coordinating the timing of different projects in the same location is particularly important since it helps us to minimize service disruptions.

The CIP allows for responsible and thoughtful planning of future major expenditures that are not necessarily financed or automatically included in the annual budgeting process. That said, the CIP is not always an exhaustive list of all projects that will be completed in any given year.

Specifically, the purpose of the CIP is to:

- Identify and evaluate the needs for public facilities.
- Determine cost estimates for each capital project submitted.
- Determine if there will be future operating costs for such projects.
- Determine potential sources of funding for such projects.
- Adopt policies for implementing capital improvement construction.
- Anticipate and pre-plan projects with an emphasis on seizing opportunities for partnerships and alternative funding.



# CAPITAL PROGRAM & DEBT

The projects identified in the CIP represent the City of Novi's plan to serve residents and anticipate the needs of a growing and dynamic community. The following documents are considered in preparation of the CIP:

- Master Plan for Land Use & Thoroughfare Master Plan
- Water System Master Plan
- Storm Water Master Plan
- Sanitary Sewer Capacity Management - Sanitary Sewer Master Plan
- Strategic Community Recreation and Master Park Plan
- Pathway and Sidewalk Prioritization Analysis and Process
- Non-Motorized Master Plan; *renamed Active Mobility Plan*
- Parking Lot Inventory and Maintenance Plan
- ADA Compliance and Transition Plan for City Owned Pathways
- ADA Compliance Transition Plan for City Owned Facilities
- Transportation Asset Management Plan/Road Report
- Bridge Inspection Reports


## **Definition of a Capital Improvement**

A capital improvement is defined as any new equipment, construction, acquisition or improvement to public lands, buildings or structures in excess of \$25,000 with a minimum life expectancy of five years. Maintenance-oriented, operational or continuous expenditures are not considered to be capital improvements.

## **Impact of Capital Budget on the Operating Budget**

As new policies and programs are approved, both the operating and capital budgets are impacted. For example, an increase in service levels approved as part of the operating budget would have long-term effects on the Capital Improvements Program. Conversely, a restrictive change to the use of long-term debt would slow capital programs. Regardless of the difference between the operating and capital budgets, the two are interdependent. Budgetary policy states that all foreseeable operating costs related to capital projects be estimated and provided for as part of the review process associated with the Capital Improvements Program. In addition, departments are required to include costs associated with operating and maintaining capital projects that are requested for the upcoming year.

# CAPITAL PROGRAM & DEBT



## **Legal Basis of the Capital Improvements Program**

The Capital Improvements Program has been authorized by the Michigan Planning Enabling Act (Public Act 33 of 2008). This mandate gives responsibility for preparing a CIP to local Planning Commission bodies, and reads as follows:


### **125.3865 Capital improvements program of public structures and improvements; preparation; basis.**

Section. 65:

*“(1) To further the desirable future development of the local unit of government under the master plan, a planning commission, after adoption of a master plan, shall annually prepare a capital improvements program of public structures and improvements, unless the planning commission is exempted from this requirement by charter or otherwise. If the planning commission is exempted, the legislative body either shall prepare and adopt a capital improvements program, separate from or as a part of the annual budget, or shall delegate the preparation of the capital improvements program to the chief elected official or a nonelected administrative official, subject to final approval by the legislative body. The capital improvements program shall show those public structures and improvements, in the general order of their priority that in the commission's judgment will be needed or desirable and can be undertaken within the ensuing 6-year period. The capital improvements program shall be based upon the requirements of the local unit of government for all types of public structures and improvements. Consequently, each agency or department of the local unit of government with authority for public structures or improvements shall upon request furnish the planning commission with lists, plans, and estimates of time and cost of those public structures and improvements.”*

## **Planning and Benefits of the Capital Improvements Program**

The CIP is first and foremost, a planning tool. With thoughtful foresight and review as a result of a CIP, the many outstanding capital projects that communities are faced with implementing every year, can be viewed as one package, rather than as small, fragmented groups or lists, with no unified sense of focus and direction. When capital improvements begin with careful planning and study, the City of Novi's chances for receiving State and Federal grants are greatly enhanced. Some grants require the inclusion of a CIP with their application. Formulation of a CIP assists those involved to look at alternative funding mechanisms that might not have been considered before. Instead of relying on local revenue sources alone. The CIP often avoids reactive planning, and instead replaces it with balanced growth initiatives.



# CAPITAL PROGRAM & DEBT

## CIP Development Process

Capital improvement planning has proven to be a year-round process, with City departments continually re-evaluating and prioritizing their capital needs. However, the process is most involved from July through December. It is during this period that City staff identify and prioritize projects, estimate project costs, determine available resources, and balance project requests within the available resources. Collaboration between the City Manager's office, Engineering Division, Facilities Management Division, Internal Technology Department, and the Finance Department coordinates the annual update of the CIP as part of the annual budget process. Department staff also forecast revenues for the various funds used to finance capital projects, and set the financial parameters for the development of the CIP. Capital projects originate in the operating departments where subject matter experts identify needs based on master planning documents and other technical criteria. All requests are submitted and the financial parameters established in order to prepare a preliminary plan for the review of the CIP Committee comprised of three City Council members and two members from the Planning Commission. The Committee makes a recommendation to the City's Planning Commission for ultimate approval prior to it being included in the City Manager's annual budget which is presented and considered by the City Council. On the following page is an overview of the CIP development process:

**July – September:** Operating departments identify projects, define project scopes, prepare cost estimates, and prioritize projects based on direction received from the City Manager and City Leadership Team. Capital project requests are submitted to the Engineering Division and Facilities Management Division for review and feedback. Department Directors review project requests before final submittal.

**October:** Capital project requests are reviewed by the Finance Department and later included in the CIP database.


**November/December:** The CIP is presented to the City Manager's office for evaluation and consideration making necessary adjustments as needed.

**January:** The CIP Committee offers its recommendations during its annual meeting.

**February:** A public hearing takes place during a Planning Commission meeting. Following the public hearing the Commission approves the Capital Improvement Program. City Administration finalizes the recommended CIP for the consideration of the City Council.

**March/April:** The CIP is included in the City Manager's recommended budget which is presented to the City Council.

# CAPITAL PROGRAM & DEBT




## How Capital Affects the Current and Future Operating Budget

The Capital Improvement Program has direct and sometimes significant impacts on Novi's operating budget. Upon their completion, most capital projects require ongoing costs for operation and maintenance. New buildings require electricity, water and sewer service, and maintenance and repair. New roads require regular sweeping as well as periodic crack filling and sealing, patching, milling, minor resurfacing, and replacement of stripes and markings. New parks and landscaped rights-of-way (such as medians and streets shoulders) require irrigation, fertilizing, mowing, and trimming. Some projects, such as the current year's splash pad requires additional utility expenses.

Departments submitting capital projects estimate the operations and maintenance costs of each project based on cost guidelines that are updated each year. The departments also consider any additional revenues or savings the City can reasonably expect to recognize upon completion of the project. For example, membership fees from a new recreation center help to offset the increased operating costs. The net operating costs are included not only in the project request, but also in the long-range forecasts of the respective funds to ensure that we properly account for operating budget impacts of all capital projects. The following are some of the operating items included in the budgets related to new capital improvement projects:

- The neighborhood roads rehab and expanded panel replacement project are estimated to cut annual maintenance costs on the roads by approximately \$10,000 annually within the street funds and extend the useful life of the roads.
- New building generators are estimated to increase annual operating expenditures by \$1,365 each within the Facilities Maintenance General Fund department.
- The HVAC Automation Controls Replacement will assist in making the Civic Center and DPW building more energy efficient and save in utility costs.
- Meadowbrook Common's air conditioning and furnace replacements will increase energy efficiency and save on utility costs.
- The solar panel installations is anticipated to decrease utility costs as the solar power would cancel out a portion of the electrical demand.
- Robotic field painter will save the parks maintenance department staff resources which can be allocated to other services.
- The neighborhood sidewalk repair program increases expenditures by approximately \$200,000 annually within the General Fund (50%) and Municipal Street Fund (50%).
- LED Lighting Upgrades will result in long-term electrical and maintenance savings within the Facilities Maintenance General Fund department.





# CAPITAL PROGRAM & DEBT

## **CIP Funding**

There are multiple methods available to local governments for financing capital improvement projects. Since capital improvements require large outlays of capital for any given project, it is often necessary to pursue multiple creative solutions for financing projects.

## **General Obligation (G.O.) Bonds**

These types of bonds are especially useful for financing large municipal projects such as infrastructure improvements. They require voter approval and usually are used for projects that will benefit the residents of the entire community.

When the City sells G.O. Bonds, the purchaser is basically lending money to the City. The amount of the bond, plus interest is repaid through property taxes that the City, as the issuing authority, has the power to levy at the level necessary and within State guidelines to retire the debt.

A variation of the G.O. Bonds is the G.O. Limited Tax Bonds which can be repaid through tax millage. The interest rate for this type of issue is slightly higher than for the G.O. Bonds, and though voter approval is not required, a referendum period is afforded to the citizenry to challenge the proposed bond resolution.

## **Revenue Bonds**

These bonds are generally sold as a means for constructing revenue-producing facilities such as water and sewer systems, and other such facilities that produce tolls, fees, rental charges, etc. (i.e. Novi Ice Arena, and Meadowbrook Commons). Security for and payment of revenue bonds are typically based upon the revenue-producing facility or activity rather than the economic or taxpaying base.

## **Federal Grants**

Funding is made available to cities through Federal grants and programs. Grants are usually subject-specific, and require application by the local government for consideration. Amounts of grants vary, and are determined by the grantor through criteria-based processes. The availability of grants is usually a competitive process, so creative and effective grant writing is crucial to receiving funding for capital improvement projects.


## **Building Authority**

The City of Novi has a Building Authority that functions as a mechanism to facilitate the selling of bonds to finance public improvements. These bonds can be used as funding for buildings and recreational uses. Though voter approval is not required, a referendum period is afforded to the citizenry to challenge the proposed bond resolution. This is the mechanism used in the construction of the ice arena and the older adult housing facility.

## **Enterprise Funds**

Enterprise funds are typically established for services such as water, sewer, recreation, and housing. Revenues are generated primarily through user charges and connection fees from those who benefit from the improvements.

# CAPITAL PROGRAM & DEBT



## **Developer Contributions**

Developers, as part of subdivision and site planning requirements, may provide infrastructure, open space and recreational facilities. Developers may contribute a share of funds to the government entity, or install the facilities themselves as local need arises, and/or during the construction process. Once completed, the local government entity may agree to maintain the facilities.

## **Special Assessments**

Special assessment financing allows local government to collect special taxes from owners of property directly benefiting from capital improvements. These types of improvements often include streets and sidewalks, sanitary sewer, storm drainage, and water distribution systems.

## **Gas and Weight Tax**

The City of Novi receives a formula-rated share of motor fuel and highway usage taxes from the State of Michigan to be utilized for transportation and maintenance-related projects.

## **Millage**

Property taxes are based upon the local millage rate. Revenue received from property taxes may be used for capital improvements as part of the General Fund, but such improvements are usually smaller scale and less expensive.

## **General Fund**

The General Fund for the City of Novi may be used for capital improvements; however, it is not the intent of the CIP to earmark these funds for projects. Instead, smaller scale, less expensive capital projects with a high priority could be funded as line-items.

## **State Shared Revenue**


In addition to the Gas and Weight Taxes above which are shared revenue, the City receives its share of various taxes and fees from programs and requirements by the State of Michigan.

## **Public/Private Partnership (“P3”)**

This type of financing has become increasingly popular in areas where creative financing is fostered. In many communities the local revenue share may not support some types of public improvements. In contrast, private developers may avoid taking on a project where the infrastructure cost far exceeds profitability. This method of funding brings both the public sector and private contributor together to share in the costs of a project, or a part of a project, which inevitably lessens the overall financial burden falling onto a single source.

## **Miscellaneous Funding**

There are additional methods that are suitable for funding capital improvements. Examples of alternative funding methods are Tax Increment Financing (TIF), Impact Fees, Facility User Fees, etc. Current State legislation does not permit some of these funding methods, which have been used successfully in other states. Changes in legislation could see these and other innovative methods permitted in the future.



# CAPITAL PROGRAM & DEBT


## CIP Expenditures by Category

The following is a table that summarizes the City's expenditures/expenses for all CIP projects by CIP category.

	BUDGET	PROJECTED			FORECAST			Total Budget
	FY 2024-25 YR 1	FY 2025-26 YR 2	FY 2026-27 YR 3	FY 2027-28 YR 4	FY 2028-29 YR 5	FY 2029-30 YR 6		
Roads	\$ 12,627,779	\$ 12,047,305	\$ 12,811,586	\$ 11,728,545	\$ 10,901,805	\$ 6,484,421	\$ 66,601,441	
Intersections & Signals	\$ -	\$ -	\$ -	\$ -	\$ -	\$ -	\$ -	
Sidewalks & Pathways	\$ 400,000	\$ 400,000	\$ 400,000	\$ 1,278,746	\$ 1,488,396	\$ 4,104,601	\$ 8,071,743	
Storm Sewer & Drainage	\$ 3,552,406	\$ 1,154,408	\$ 1,497,360	\$ 2,070,449	\$ 2,820,450	\$ 750,000	\$ 11,845,073	
Sanitary Sewer	\$ -	\$ -	\$ 774,513	\$ -	\$ -	\$ -	\$ 774,513	
Water Distribution	\$ 8,894,349	\$ 2,500,000	\$ 2,500,000	\$ 3,147,761	\$ 2,500,000	\$ 6,729,845	\$ 26,271,955	
Parks, Recreation, & Cultural Services	\$ 496,120	\$ 380,000	\$ 290,270	\$ 798,720	\$ 422,730	\$ 624,560	\$ 3,012,400	
Parking Lots	\$ -	\$ 702,010	\$ -	\$ -	\$ -	\$ -	\$ 702,010	
Buildings & Property	\$ 1,961,840	\$ 670,174	\$ 601,720	\$ 2,267,075	\$ 888,445	\$ -	\$ 6,389,254	
Machinery & Equipment	\$ 446,588	\$ 601,128	\$ 470,196	\$ 3,002,201	\$ 542,868	\$ 404,044	\$ 5,467,025	
Technology	\$ -	\$ -	\$ -	\$ 413,401	\$ -	\$ 603,556	\$ 1,016,957	
	\$ 28,379,082	\$ 18,455,025	\$ 19,345,645	\$ 24,706,898	\$ 19,564,694	\$ 19,701,027	\$ 130,152,371	

The CIP categories mentioned in this table are defined on the following pages and include graphs to help illustrate the total dollar amount budgeted within each category over the next six years.

# CAPITAL PROGRAM & DEBT

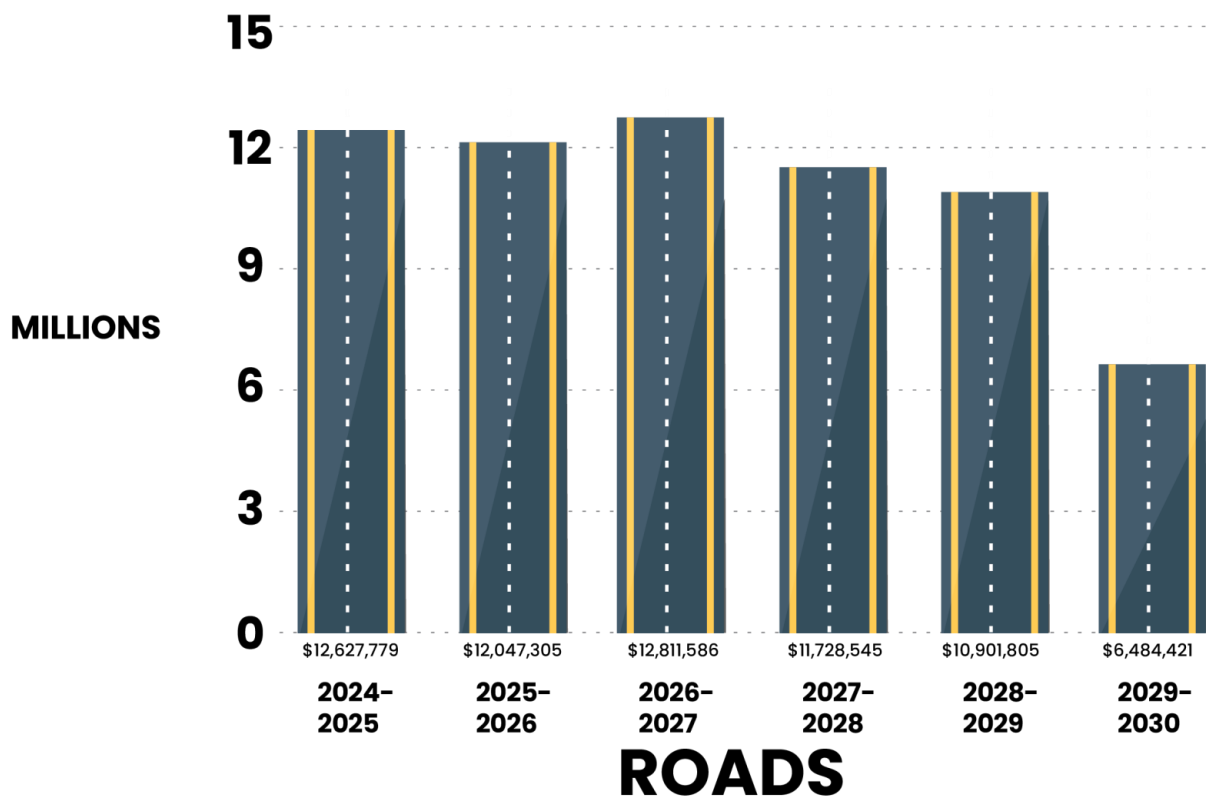



## Roads

Transportation-related issues are a high priority for the City of Novi. The Capital Improvement Program addresses traffic congestion by constructing new roadways, adding lanes to existing roadways, widening intersections, and enhancing traffic management systems. The maintenance and preservation of roadways is an important component of the program, which provides the necessary resources for scheduled pavement maintenance applications throughout the City.

The City of Novi contains both public and private roadways. Public roads (I-96, I-275 and M-5) are owned and operated by the Michigan Department of Transportation (MDOT), the Road Commission of Oakland County (RCOC), and the City of Novi. Private roads are owned and operated by private developments and homeowner groups. The City has a formal asset management program that categorizes roads based on their Pavement Surface Evaluation and Rating (PASER). Roads in poor condition would be candidates for reconstruction or rehabilitation. Those in fair condition would receive capital preventive maintenance, while roads in good condition would be candidates for routine maintenance work. The lowest rated roads in each of these categories would generally be addressed first.

Road projects in the City's CIP plan are funded from a dedicated road millage that was approved by voters to provide 1.5 mills, generating between \$7.0 and \$7.3 million dollars per year of which \$5.5- \$6.2 million go to help fund neighborhood road rehabilitation and construction.



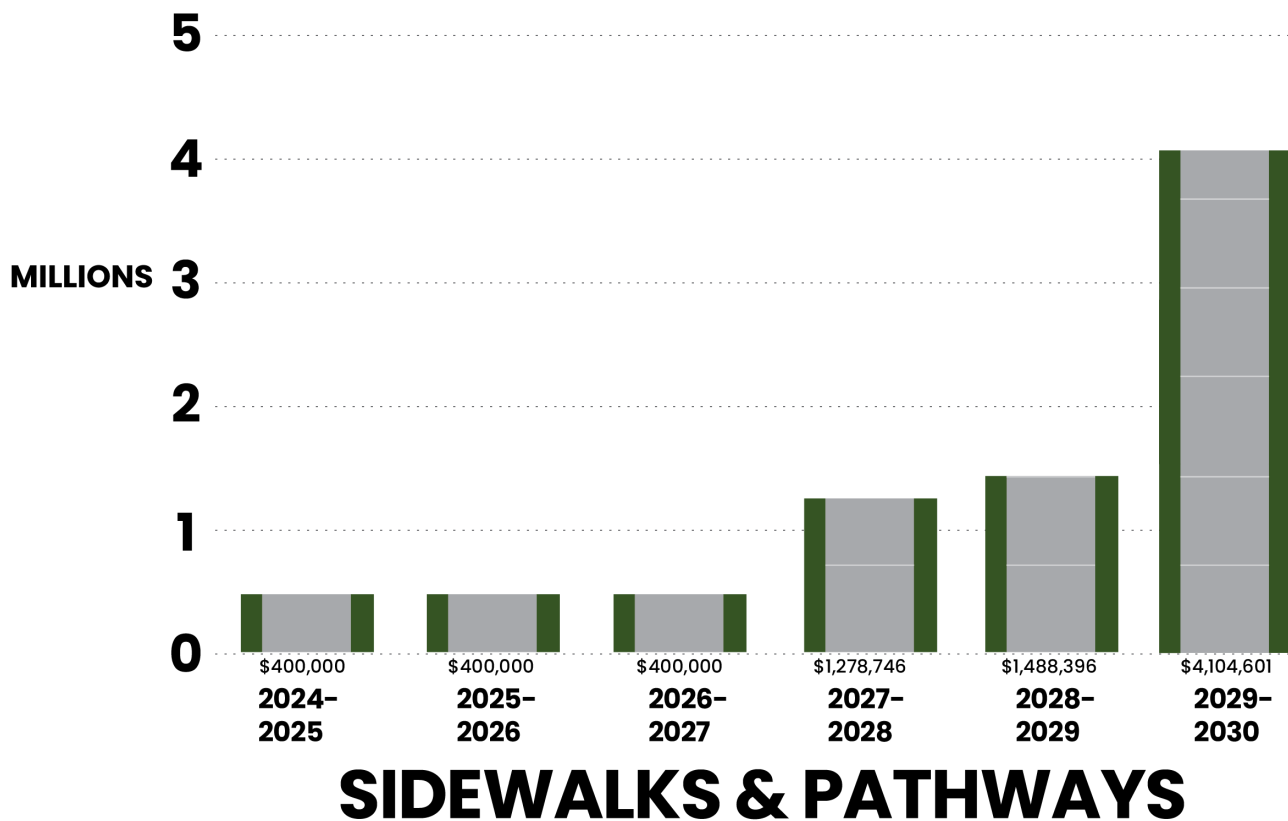


# CAPITAL PROGRAM & DEBT


## Sidewalk and Pathways

The City of Novi is committed to providing non-motorized sidewalks and pathways in an effort to provide alternative modes of transportation for citizens and stakeholders alike. In this effort the City Council adopted a Non-Motorized Master Plan. It recommends the installation of bike routes and wayfinding signage along residential streets to enhance the existing neighborhood connections. The City of Novi has had a long standing interest in providing pathways and sidewalks to connect neighborhoods with destinations throughout the City and Region. The Capital Improvement Plan incorporates plans and efforts and preferences of the Non-Motorized Plan.

Walkable Novi Committee along with the analysis from the City's Engineering Division makes recommendations to fill the non-motorized gaps throughout the City. A portion of the City's road millage goes toward financing sidewalk and pathway projects in the City of Novi.



# CAPITAL PROGRAM & DEBT

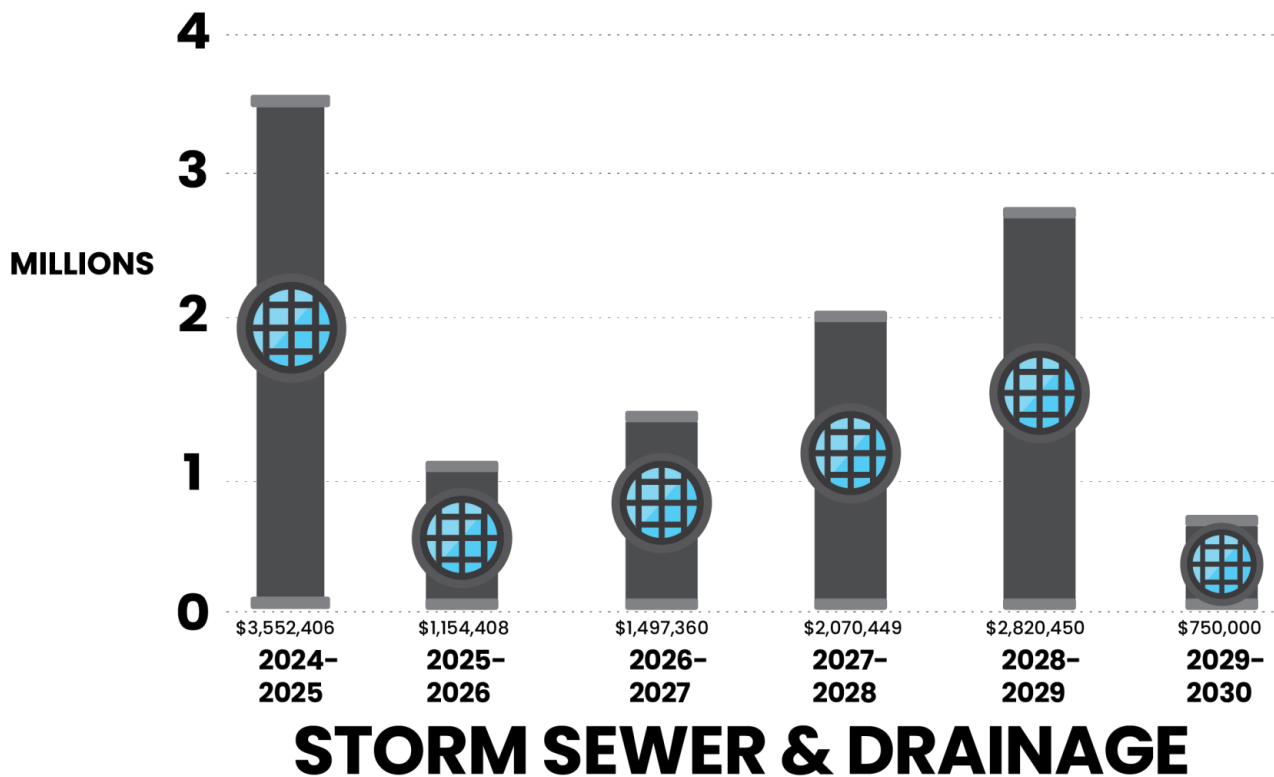



## Storm Sewer & Drainage

The City of Novi is located within two major watersheds in southeast Michigan (the Rouge River Watershed and the Huron River Watershed). Novi is committed to protecting the water courses within and downstream of the community.

As development occurs, the additional impervious surface area impacts the effective drainage of these flows, driving the need for drainage infrastructure. The City partners with the development community to ensure that onsite drainage issues are addressed during the development process.

The City's Capital Improvement Program addresses regional drainage issues through the drainage projects contained herein. Drainage projects are funded by a dedicated millage for acquiring, constructing, improving, and maintaining drain, storm water, and flood control systems in the City of Novi.






# CAPITAL PROGRAM & DEBT

## Sanitary Sewer


The City of Novi purchases sewage disposal services from Oakland County Water Resources Commissioner (OCWRC). These sewer mains are part of three separate districts: the Wayne County North Huron Valley/Rouge Valley (NHV/RV) System, South Commerce Township Treatment Plant, and the Walled Lake-Novi Treatment Plant. The majority of the City is served by the NHV/RV system. The City of Novi Water & Sewer Fund, the Oakland County Water Resource Commission (OCWRC) and the Great Lakes Water Authority (GLWA) are all not-for profit entities and therefore rates are intended and required to only cover costs.

The development of the proposed sanitary sewer projects were based upon system deficiencies and needs obtained from area residents, business owners, and City staff. These projects are coordinated with storm water management, roadway, and pathway improvements to maximize cost savings through economies of scale, resulting in a more effective and efficient process to implement the construction projects.

The proposed sanitary sewer projects are flexible, allowing for the addition of improvements to address specific needs without deferring other projects along the way. Studies and analysis of the existing system is an on-going program that, coupled with new technologies, provides for improved system capabilities and reliability.



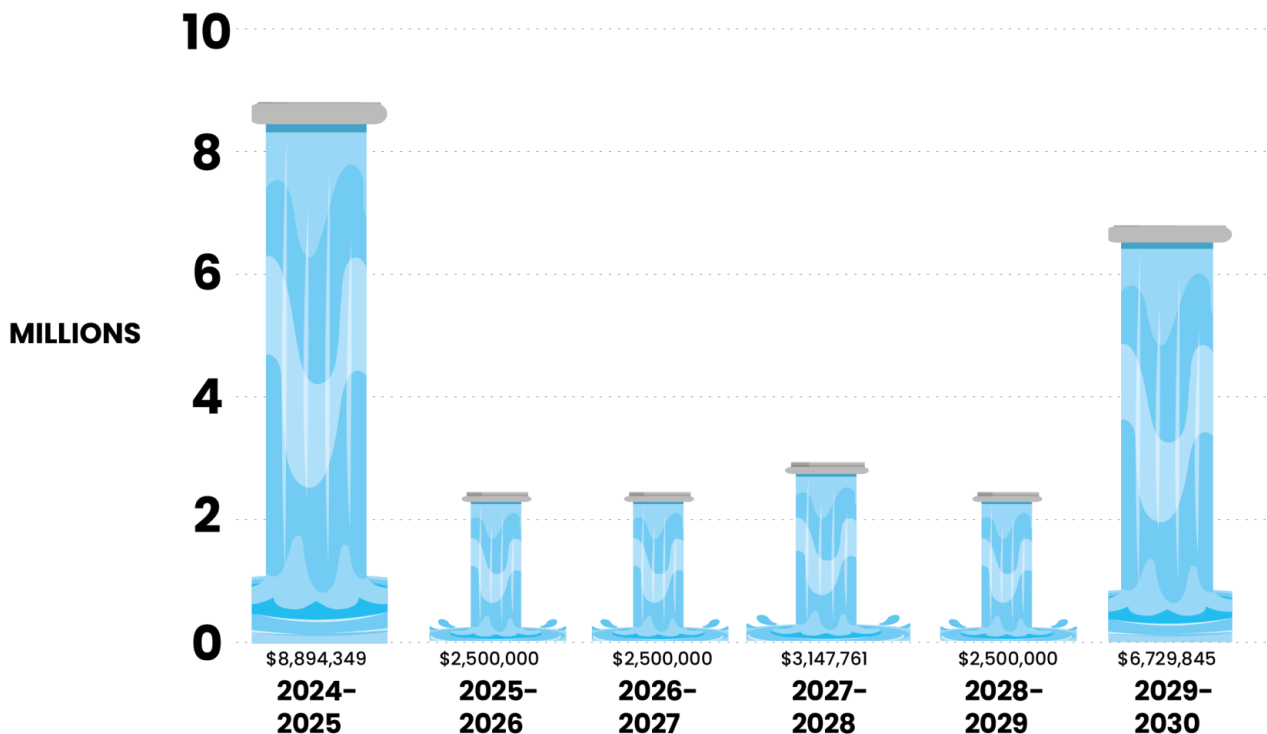
# CAPITAL PROGRAM & DEBT



## Water Distribution


The City of Novi purchases treated water from Great Lakes Water Authority (GLWA). GLWA operates the largest water system in the State of Michigan and supplies water to roughly four million people. Water production is costly. Aging water and wastewater treatment systems must be maintained and replaced to ensure reliable service. Rate increases are primarily due to new and rehabilitative projects that are completed under the GLWA Capital Improvement Programs. GLWA rates reflect energy costs to maintain water pumps, water mains, and storage tanks necessary to transport water to our community.

Water projects are flexible, allowing for the addition of different improvements to address specific needs without deferring other projects along the way. Projects included in this category are funded by the City's Water and Sewer Fund, which is financed through user rates and connection fees.



## WATER DISTRIBUTION



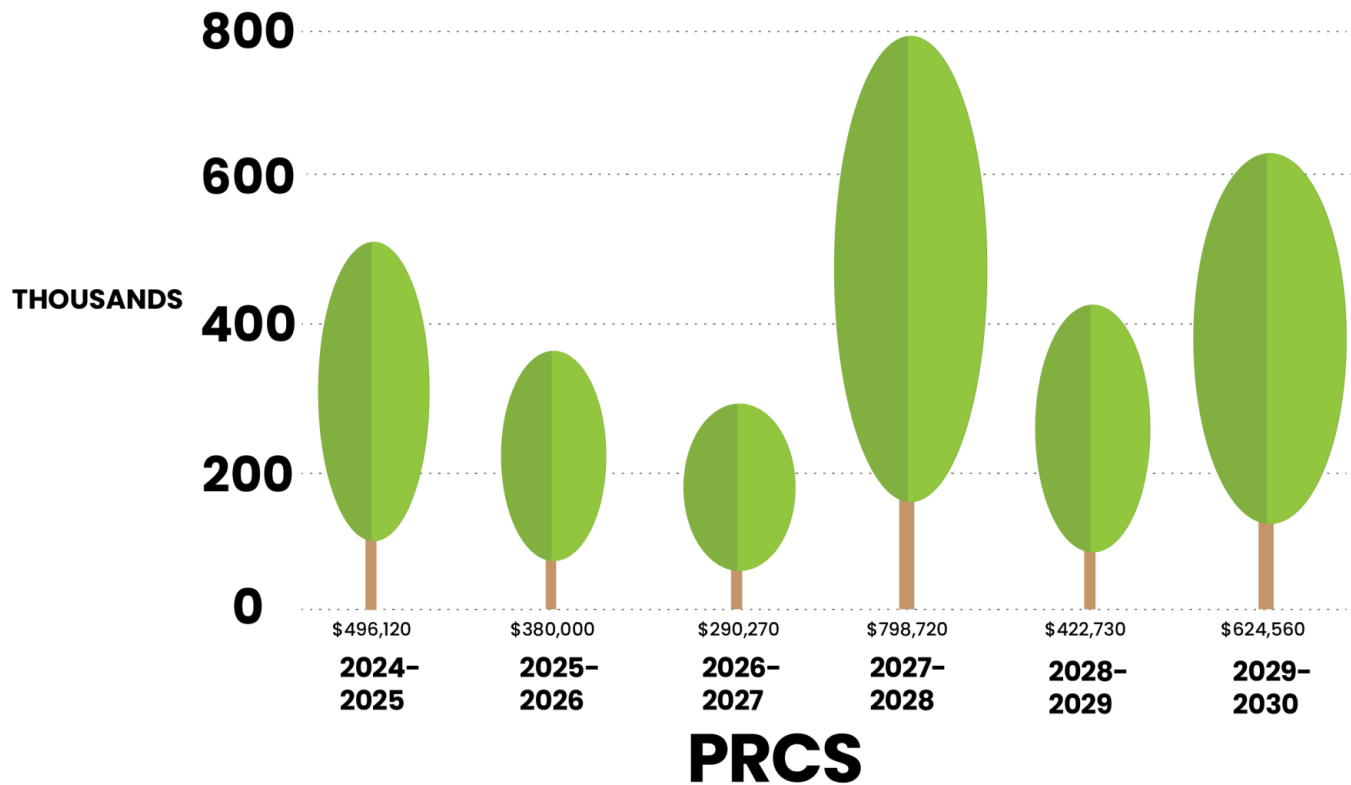


# CAPITAL PROGRAM & DEBT


## Parks, Recreation and Cultural Services

Quality of life initiatives, such as those represented by parks; open space, and trails projects, are an important component of the Capital Improvement Program. The City of Novi Department of Parks, Recreation and Cultural Services offers lighted ball fields, extensive picnic grounds, shaded playgrounds, beaches, an urban lake, and much, much more. Neighborhood parks provide recreational amenities close to home, while the city's ever-growing network of trails accommodates walkers, joggers, strollers, bicyclists, roller bladders, and equestrians.

Funding for parks, open space, and cultural events is primarily from the Parks and Recreation dedicated millage that was established for maintaining parks and recreation purposes. The dedicated millage and impact fees make up the main funding source for Parks, Recreation and Cultural Services.

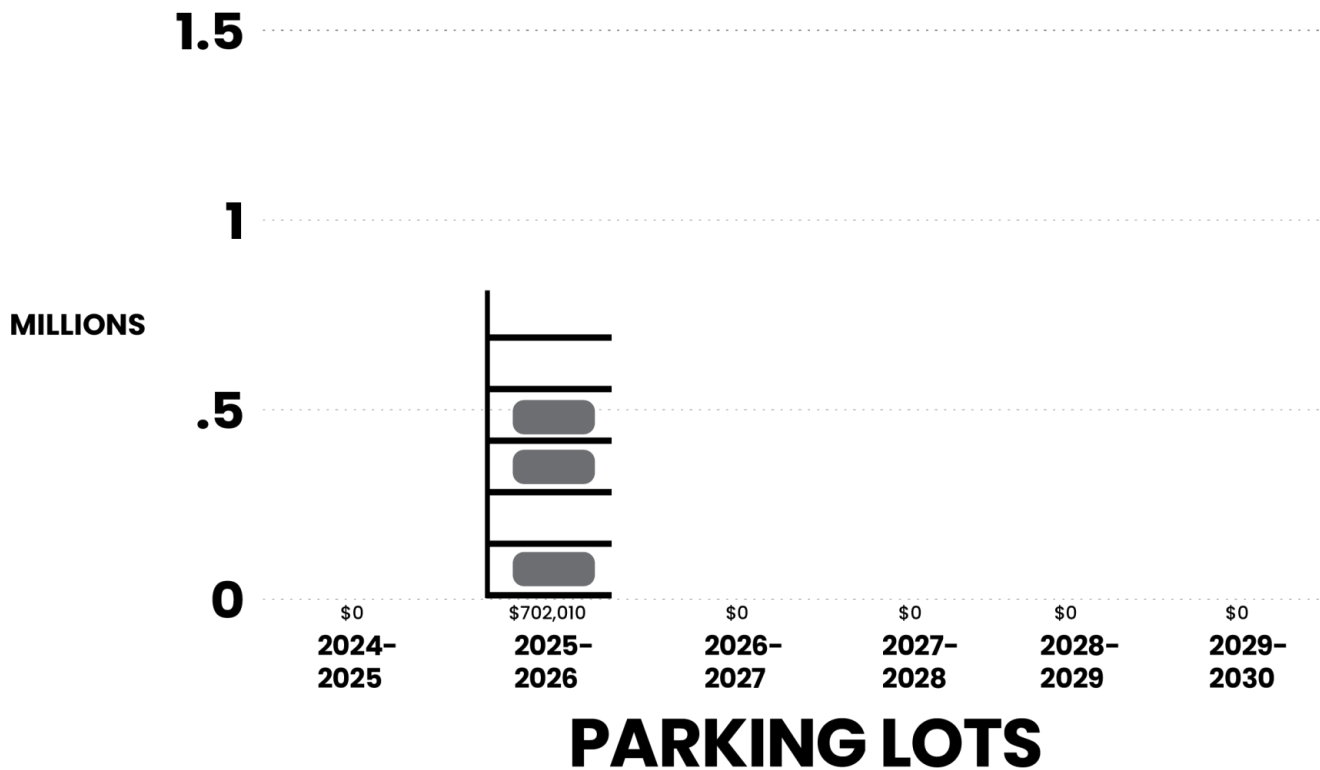



# CAPITAL PROGRAM & DEBT



## Parking Lots

In addition to the “bricks and mortar” at the various operating facilities within the City of Novi, there are a substantial number of parking lots. The City maintains the lots through annual budget appropriations but replacement and/or improvement of the lots fall under the capital improvement program. The parking lots include all those at public services facilities, police and fire stations, senior housing, ice arena and the civic center (parking lots for parks are included in the Parks, Recreation, and Cultural Services category.)



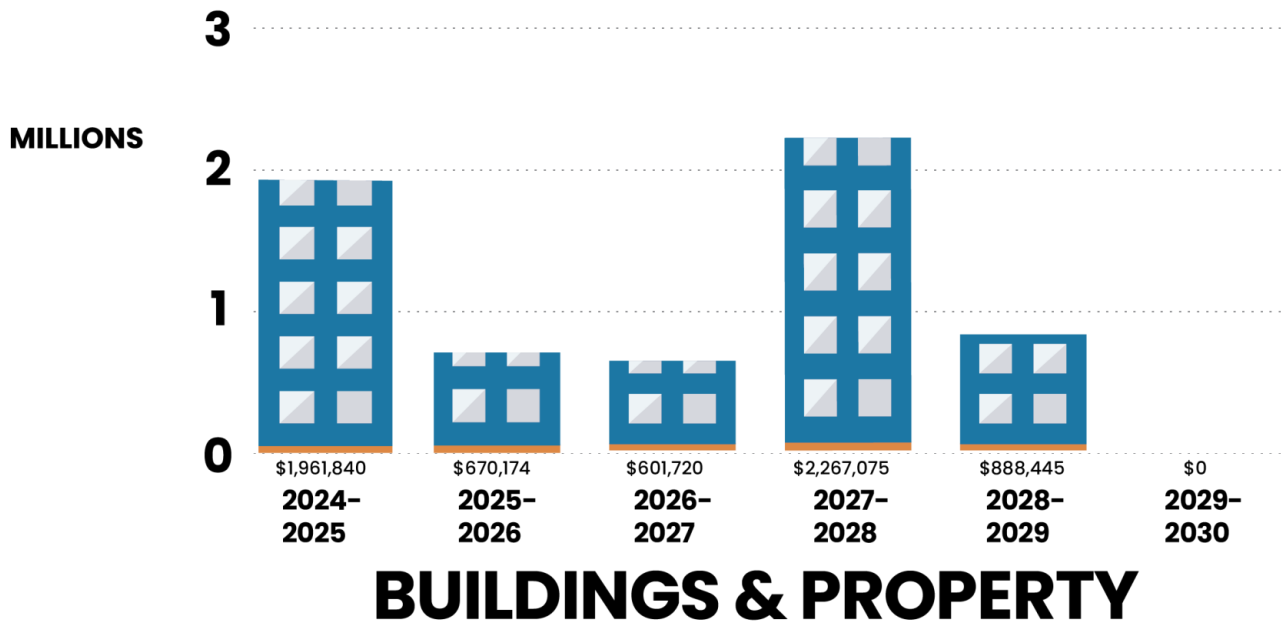


# CAPITAL PROGRAM & DEBT


## Buildings and Property

Operational facilities are the “bricks and mortar” from which the City of Novi provides services to its residents and businesses. Increasingly, operational facilities also include the systems that facilitate service delivery in the information age. Projects include the construction of new facilities, as well as the maintenance, rehabilitation, renovation, and expansion of existing facilities.

Operational facilities projects are funded from a variety of different sources, depending on the use of the facility. Sources mainly are tied to the General Fund and leveraged funds.





# CAPITAL PROGRAM & DEBT



## Machinery and Equipment

Novi employees depend on dependable equipment to allow and assist them to do their jobs day in and day out. The equipment comes in many forms, plow trucks, generators, fire apparatus, etc., the equipment that literally keeps the City of Novi moving. Novi City Council has established the precedent over the years in providing Novi employees with the tools necessary to do their job and provide the best level of service to the community. A number of varied funding sources can be used to finance the equipment necessary to efficiently deliver service: General, Drain, Forfeiture, Gun Range, PEG Cable, Capital Improvement Program (CIP), Ice Arena, Senior Housing, and Water and Sewer funds.

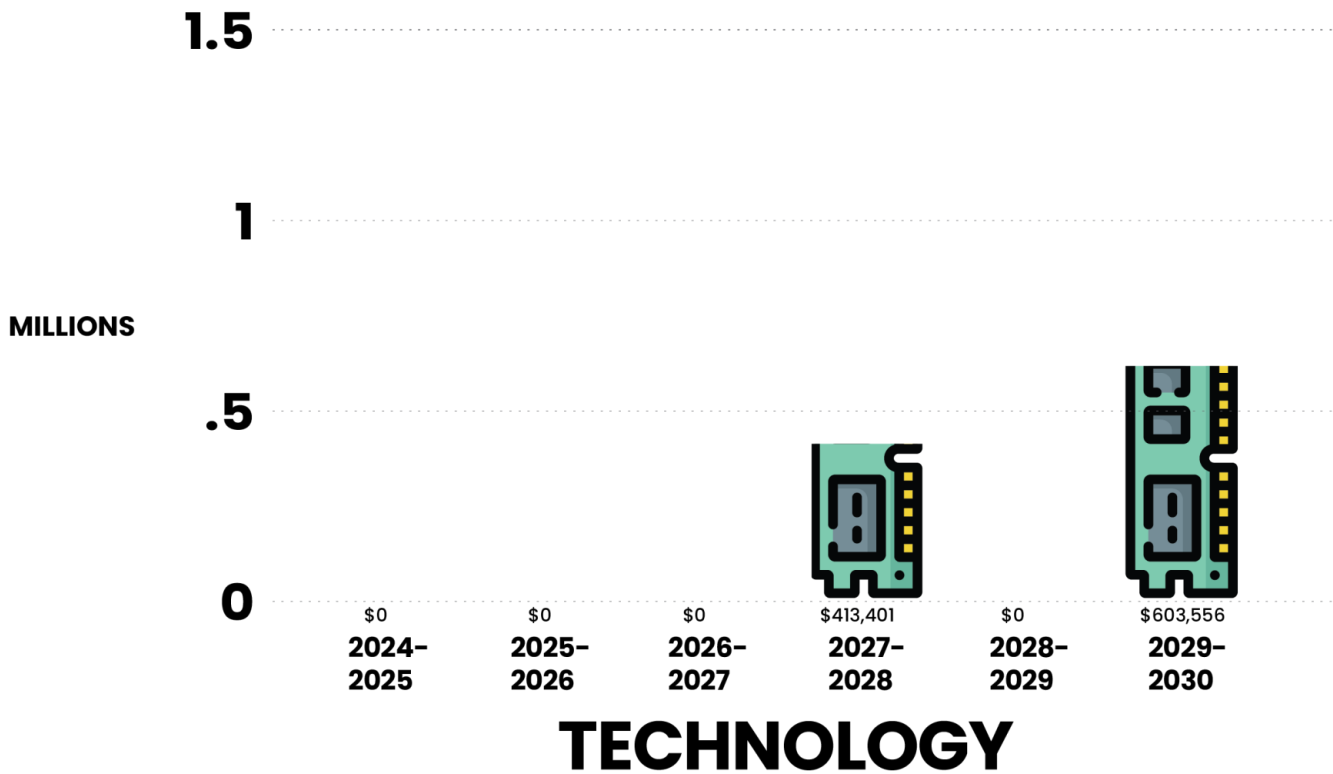




# CAPITAL PROGRAM & DEBT

## Technology

The City of Novi continues to provide its customers and employees with the latest technology to support outstanding customer services. Technology includes items such as servers, storage and scanners for employees as well as items like security cameras, water and sewer flow monitors and alarms to ensure our customers are safe and have uninterrupted services.



## CIP Summary

On the following pages is the summary of the CIP Program which lists each project by CIP category. It provides a CIP project number, a brief description of each project, the funding source, estimated City cost, and the year each project is scheduled to be funded.



City of Novi  
Capital Improvement Program  
FY 2024-25 Budget

<https://novi.maps.arcgis.com/apps/dashboards/e7e5283c966f4aebaadeb748e4c2e25b>

New Request?	Who Did Request?	ID #	Project Name	CIP Category	GL Fund #	FY 2024-25 YR 1	FY 2025-26 YR 2	FY 2026-27 YR 3	FY 2027-28 YR 4	FY 2028-29 YR 5	FY 2029-30 YR 6	Total Budget			
													BUDGET	PROJECTED	FORECAST
1	NO	Department of Public Works	102-01	Neighborhood Roads Rehabilitation, Repaving, and Reconstruction Program	CIP	Roads	LOCAL STREET FUND 203	203-449.30-974.xxx	\$ 4,500,000	\$ 4,500,000	\$ 4,550,000	\$ 6,000,000	\$ 6,000,000	\$ 6,000,000	\$ 31,550,000
2	NO	Department of Public Works	162-07	Beck Road Widening (11 Mile Road to Grand River Avenue aka Providence Drive/Central Park Boulevard) (including signal modernization @ 11 Mile Road & updated DTE lighting) secured outside funding \$4.7M; net of city costs	CIP	Roads	MAJOR STREET FUND 202	202-449.20-975.226	\$ 3,569,697	\$ -	\$ -	\$ -	\$ -	\$ -	\$ 3,569,697
3	NO	Department of Public Works	ENG078	9 Mile Road Rehabilitation (Meadowbrook Road to Haggerty Road) secured outside funding 573K; net of city costs	CIP	Roads	MAJOR STREET FUND 202	202-449.20-975.229	\$ 1,989,062	\$ -	\$ -	\$ -	\$ -	\$ -	\$ 1,989,062
4	NO	Department of Public Works	162-03	Beck Road Widening (9 Mile Road to 10 Mile Road); includes signal modernizations - pursuing outside funding	CIP	Roads	MAJOR STREET FUND 202	202-449.20-975.233	\$ 1,165,269	\$ -	\$ -	\$ -	\$ -	\$ -	\$ 1,165,269
5	NO	Department of Public Works	ENG075	Meadowbrook Road Rehabilitation (10 Mile to 11 Mile Road) secured outside funding 931K; net of city costs	CIP	Roads	MAJOR STREET FUND 202	202-449.20-975.227	\$ 364,708	\$ -	\$ -	\$ -	\$ -	\$ -	\$ 364,708
6	NO	Department of Public Works	ENG089	Novi Road Rehabilitation (8 Mile to 9 Mile); RCOC (Local share \$633,701; Novi-share estimated @50%)	CIP	Roads	MUNICIPAL STREET FUND 204	204-446.00-975.156	\$ 348,530	\$ -	\$ -	\$ -	\$ -	\$ -	\$ 348,530
7	NO	Department of Public Works	ENG093	West Park Drive Rehabilitation (12 Mile Road to Pontiac Trail) secured funding (1.7M); net of city costs	CIP	Roads	MAJOR STREET FUND 202	202-449.20-975.152	\$ 217,386	\$ 2,545,930	\$ -	\$ -	\$ -	\$ -	\$ 2,763,316
8	YES	Department of Public Works	ENG096	10 Mile & Taft Intersection Upgrades RCOC; estimated City share	CIP	Roads	MAJOR STREET FUND 202	202-449.20-975.239	\$ 150,000	\$ -	\$ -	\$ -	\$ -	\$ -	\$ 150,000
9	NO	Department of Public Works	ENG081	Village Wood Road (Cranbrooke Drive to Haggerty Road) and Section 25 Storm Drainage Improvements; includes sidewalk construction - Street Fund portion	CIP	Roads	LOCAL STREET FUND 203	203-449.30-975.155	\$ 112,250	\$ 1,684,282	\$ -	\$ -	\$ -	\$ -	\$ 1,796,532
10	NO	Department of Public Works	ENG016	13 Mile Road Rehabilitation (M-5 to Haggerty) secured outside funding 523K; net of city costs	CIP	Roads	MAJOR STREET FUND 202	202-449.20-975.153	\$ 68,240	\$ 578,901	\$ -	\$ -	\$ -	\$ -	\$ 647,141
11	NO	Department of Public Works	162-06	Beck Road Widening (10 Mile Road to 11 Mile Road); includes signal modernizations - pursuing outside funding	CIP	Roads	MAJOR STREET FUND 202	202-449.20-975.232	\$ 64,712	\$ 1,092,792	\$ -	\$ -	\$ -	\$ -	\$ 1,157,504
12	YES	Department of Public Works	ENG097	Ashbury Bridge Rehab (over Middle Rouge River)	CIP	Roads	LOCAL STREET FUND 203	203-449.30-975.159	\$ 62,760	\$ -	\$ 936,112	\$ -	\$ -	\$ -	\$ 998,872
13	NO	Department of Public Works	162-01	12 Mile Road Widening (Beck Road to Cabaret Drive) RCOC; estimated City share - design/ROW \$1.0M & construction \$1.7M (design currently underway; construction TBD)	CIP	Roads	MUNICIPAL STREET FUND 204	204-446.00-975.034	\$ -	\$ 1,200,000	\$ -	\$ -	\$ -	\$ -	\$ 1,200,000
14	NO	Department of Public Works	ENG081	Village Wood Road (Cranbrooke Drive to Haggerty Road) and Section 25 Storm Drainage Improvements; includes sidewalk construction - Drain Fund portion	CIP	Roads	DRAIN FUND 211	211-445.00-975.126	\$ 15,165	\$ 236,750	\$ -	\$ -	\$ -	\$ -	\$ 251,915
15	NO	Department of Public Works	ENG074	Novi Road Rehabilitation (13 Mile Road to 14 Mile Road) including traffic signal modernizations at 13 Mile Road, Waverly Drive, and 14 Mile Road	CIP	Roads	MAJOR STREET FUND 202	202-449.20-975.231	\$ -	\$ 208,650	\$ 4,112,098	\$ -	\$ -	\$ -	\$ 4,320,748
16	NO	Department of Public Works	082-30	11 Mile Road Rehabilitation (Beck Road to Taft Road) including Seg 37a Sidewalk (north side, Beck Road and East Mandalay Circle) net of design	CIP	Roads	MAJOR STREET FUND 202	202-449.20-975.182	\$ -	\$ -	\$ 3,213,376	\$ -	\$ -	\$ -	\$ 3,213,376
17	NO	Department of Public Works	ENG080	Willowbrook Estates No. 3 Road Reconstruction and Storm Drainage Improvements (Glen Ridge Court, Rock Hill Lane, Maude Lea Circle, Ripple Creek Road) - Street Fund portion	CIP	Roads	LOCAL STREET FUND 203	n/a	\$ -	\$ -	\$ -	\$ 2,343,310	\$ -	\$ -	\$ 2,343,310
18	NO	Department of Public Works	132-26	11 Mile Road Rehabilitation (Wixom Road to Beck Road) includes Segment 52a pathway connection to ITC Trail; net of design	CIP	Roads	MAJOR STREET FUND 202	202-449.20-975.181	\$ -	\$ -	\$ -	\$ 1,514,025	\$ -	\$ -	\$ 1,514,025
19	NO	Department of Public Works	ENG008	Lee BeGole Drive Reconstruction (11 Mile Road to Terminus); net of design	CIP	Roads	MAJOR STREET FUND 202	202-449.20-975.183	\$ -	\$ -	\$ -	\$ -	\$ 1,319,942	\$ -	\$ 1,319,942
20	NO	Department of Public Works	132-27	11 Mile Road Rehabilitation (Taft Road to Clark Street); net of design	CIP	Roads	MAJOR STREET FUND 202	202-449.20-975.177	\$ -	\$ -	\$ -	\$ 1,087,020	\$ -	\$ -	\$ 1,087,020



City of Novi  
Capital Improvement Program  
FY 2024-25 Budget

<https://novi.maps.arcgis.com/apps/dashboards/e7e5283c966f4aebaadeb748e4c2e25b>

	New Request?	Who Did Request?	ID #	Project Name	CIP Category	GL Fund #		BUDGET		PROJECTED		FORECAST			Total Budget
								FY 2024-25 YR 1	FY 2025-26 YR 2	FY 2026-27 YR 3	FY 2027-28 YR 4	FY 2028-29 YR 5	FY 2029-30 YR 6		
21	NO	Department of Public Works	102-04	Old Novi Road Rehabilitation (Novi Road to 13 Mile Road)	CIP	Roads	MAJOR STREET FUND 202	202-449.20-975.180	\$ -	\$ -	\$ -	\$ -	\$ 1,704,564	\$ -	\$ 1,704,564
22	NO	Department of Public Works	ENG037	13 Mile Road Rehabilitation (Old Novi Road to Novi Road)	CIP	Roads	MAJOR STREET FUND 202	202-449.20-975.679	\$ -	\$ -	\$ -	\$ -	\$ 915,056	\$ -	\$ 915,056
23	NO	Department of Public Works	ENG080	Willowbrook Estates No. 3 Road Reconstruction and Section 25 Storm Drainage Improvements (Glen Ridge Court, Rock Hill Lane, Maude Lea Circle, Ripple Creek Road) - <a href="#">Drain Fund portion</a>	CIP	Roads	DRAIN FUND 211	n/a	\$ -	\$ -	\$ -	\$ 784,190	\$ -	\$ -	\$ 784,190
24	NO	Department of Public Works	112-01	Sixth Gate Reconstruction (Paul Bunyan to Grand River Avenue) <b>net of design</b>	CIP	Roads	LOCAL STREET FUND 203	203-449.30-975.178	\$ -	\$ -	\$ -	\$ -	\$ -	\$ 484,421	\$ 484,421
25	NO	Department of Public Works	ENG017	Seeley Road Rehabilitation (Grand River Avenue to 11 Mile Road)	CIP	Roads	MAJOR STREET FUND 202	202-449.20-975.216	\$ -	\$ -	\$ -	\$ -	\$ 962,243	\$ -	\$ 962,243
26	NO	Department of Public Works	ENG068	Neighborhood Sidewalk Repair Program ( <a href="#">General Fund portion</a> ; aka <a href="#">tree-related portion</a> )	CIP	Sidewalks & Pathways	GENERAL FUND 101	101-441.20-975.xxx	\$ 200,000	\$ 200,000	\$ 200,000	\$ 200,000	\$ 200,000	\$ 200,000	\$ 1,200,000
27	NO	Department of Public Works	ENG068	Neighborhood Sidewalk Repair Program ( <a href="#">Street Fund portion</a> )	CIP	Sidewalks & Pathways	MUNICIPAL STREET FUND 204	204-446.00-975.xxx	\$ 200,000	\$ 200,000	\$ 200,000	\$ 200,000	\$ 200,000	\$ 200,000	\$ 1,200,000
28	YES	Department of Public Works	ENG098	Boardwalk Repair and Replacement Program	CIP	Sidewalks & Pathways	MUNICIPAL STREET FUND 204	n/a	\$ -	\$ -	\$ -	\$ -	\$ -	\$ 3,704,601	\$ 3,704,601
29	YES	Department of Public Works	ENG099	West Park Drive Widening for Bike Lanes (West Road to Pontiac Trail)	CIP	Sidewalks & Pathways	MUNICIPAL STREET FUND 204	n/a	\$ -	\$ -	\$ -	\$ -	\$ 1,088,396	\$ -	\$ 1,088,396
30	NO	Department of Public Works	ENG069	Segment 4020 (Off-road paved) -- Meadowbrook Road (Village Wood Lake Park to Chattman Drive) - 5' sidewalk & 8' pathway along with boardwalk over wetlands	CIP	Sidewalks & Pathways	MUNICIPAL STREET FUND 204	n/a	\$ -	\$ -	\$ -	\$ 390,802	\$ -	\$ -	\$ 390,802
31	NO	Department of Public Works	ENG070	Segment 101c & 104b -- Napier Road (East side; ITC Community Sports Park entrance drive to Villa Barr Art Park) - 8' Pathway	CIP	Sidewalks & Pathways	MUNICIPAL STREET FUND 204	n/a	\$ -	\$ -	\$ -	\$ 345,555	\$ -	\$ -	\$ 345,555
32	NO	Department of Public Works	ENG030	Segment 66 -- Grand River Avenue (South side; Sixth Gate to Main Street) - 8' Pathway	CIP	Sidewalks & Pathways	MUNICIPAL STREET FUND 204	204-446.00-974.473	\$ -	\$ -	\$ -	\$ 142,389	\$ -	\$ -	\$ 142,389
33	NO	Department of Public Works	ENG071	Streambank Stabilization - Middle Rouge (between Novi Road and Ten Mile Road)	CIP	Storm Sewer & Drainage	DRAIN FUND 211	211-445.00-975.151	\$ 3,552,406	\$ -	\$ -	\$ -	\$ -	\$ -	\$ 3,552,406
34	NO	Department of Public Works	093-10	Streambank Stabilization - Middle Rouge River (along Rotary Park)	CIP	Storm Sewer & Drainage	DRAIN FUND 211	211-445.00-975.140	\$ -	\$ 640,126	\$ -	\$ -	\$ -	\$ -	\$ 640,126
35	YES	Department of Public Works	ENG095	Median Drainage Improvements Novi Road (12-13 Mile)	CIP	Storm Sewer & Drainage	DRAIN FUND 211	211-445.00-975.168	\$ -	\$ 514,282	\$ -	\$ -	\$ -	\$ -	\$ 514,282
36	NO	Department of Public Works	ENG050	Basin Cleanout - Bishop Creek Regional (north of 11 Mile Road; west of Meadowbrook Road)	CIP	Storm Sewer & Drainage	DRAIN FUND 211	211-445.00-975.189	\$ -	\$ -	\$ 1,497,360	\$ -	\$ -	\$ -	\$ 1,497,360
37	YES	Department of Public Works	ENG094	Culvert Bridge Replacement - 9 Mile @ Center Street over Thornton Creek	CIP	Storm Sewer & Drainage	DRAIN FUND 211	n/a	\$ -	\$ -	\$ -	\$ 2,070,449	\$ 2,070,450	\$ -	\$ 4,140,899
38	NO	Department of Public Works	153-02	Storm Drainage Improvements- Section 25	CIP	Storm Sewer & Drainage	DRAIN FUND 211	211-445.00-975.144	\$ -	\$ -	\$ -	\$ -	\$ 750,000	\$ 750,000	\$ 1,500,000
39	NO	Department of Public Works	WTS027	Sanitary Sewer Rehabilitation - Meadowbrook Glens Subdivision	CIP	Sanitary Sewer	WATER AND SEWER FUND 592	592-536.00-976.108	\$ -	\$ -	\$ 774,513	\$ -	\$ -	\$ -	\$ 774,513
40	NO	Department of Public Works	WTS036	Asbestos-Cement (AC) Water Main Replacement	CIP	Water Distribution	WATER AND SEWER FUND 592	592-536.00-976.198	\$ 2,500,000	\$ 2,500,000	\$ 2,500,000	\$ 2,500,000	\$ 2,500,000	\$ 2,500,000	\$ 15,000,000
41	NO	Department of Public Works	WTS017	Water Main Loop Connection - Beck Road (Dunhill subdivision to Casa Loma subdivision)	CIP	Water Distribution	WATER AND SEWER FUND 592	592-536.00-976.213	\$ 873,343	\$ -	\$ -	\$ -	\$ -	\$ -	\$ 873,343
42	YES	Department of Public Works	WTS045	Water Main Loop Connection- Southwest (8 & 9 Mile Roads and Napier & Garfield Roads)	CIP	Water Distribution	WATER AND SEWER FUND 592	592-536.00-976.214	\$ 5,521,006	\$ -	\$ -	\$ -	\$ -	\$ -	\$ 5,521,006



City of Novi  
Capital Improvement Program  
FY 2024-25 Budget

<https://novi.maps.arcgis.com/apps/dashboards/e7e5283c966f4aebaadeb748e4c2e25b>

New Request?	Who Did Request?	ID #	Project Name	CIP Category	GL Fund #	FY 2024-25 YR 1	FY 2025-26 YR 2	FY 2026-27 YR 3	FY 2027-28 YR 4	FY 2028-29 YR 5	FY 2029-30 YR 6	Total Budget			
													BUDGET	PROJECTED	FORECAST
43	NO	Department of Public Works	WTS046	Lee BeGole Drive Reconstruction (11 Mile Road to Terminus) & Crescent Blvd Extension (Terminus to Lee BeGole Drive) WATER MAIN PORTION	CIP	Water Distribution	WATER AND SEWER FUND 592	n/a	\$ -	\$ -	\$ -	\$ 647,761	\$ -	\$ -	\$ 647,761
44	NO	Department of Public Works	091-11	Master Meter and Water Main Installation (Future NV-06 Connection)- 14 Mile Road to Haggerty Corridor Corporate Park II	CIP	Water Distribution	WATER AND SEWER FUND 592	592-536.00-976.109	\$ -	\$ -	\$ -	\$ -	\$ -	\$ 3,143,461	\$ 3,143,461
45	NO	Department of Public Works	091-06	PRV (Pressure Reducing Value) Redistricting- Decommission at 12 Mile/ Meadowbrook & Installation at 13 Mile/ Novi	CIP	Water Distribution	WATER AND SEWER FUND 592	592-536.00-976.013	\$ -	\$ -	\$ -	\$ -	\$ -	\$ 1,086,384	\$ 1,086,384
46	NO	Department of Public Works	ENG085	Asphalt Pathways Reconstruction (pathways throughout park; including concrete replacement & addition of drainage structures near the pavilion) - Ella Mae Power Park	CIP	Parks, Recreation, & Cultural Services	PARKS, RECREATION & CULTURAL SERVICES FUND 208	208-752.00-974.491	\$ 380,000	\$ 380,000	\$ -	\$ -	\$ -	\$ -	\$ 760,000
47	NO	Parks, Recreation, & Cultural Svcs	PRC045	Theatre Upgrade (Lighting & Stage Curtain)	CIP	Parks, Recreation, & Cultural Services	PARKS, RECREATION & CULTURAL SERVICES FUND 208	208-752.00-977.032	\$ 116,120	\$ -	\$ -	\$ -	\$ -	\$ -	\$ 116,120
48	NO	Department of Public Works	LOT021	Parking Lot Rehabilitation - Ella Mae Power Park	CIP	Parks, Recreation, & Cultural Services	PARKS, RECREATION & CULTURAL SERVICES FUND 208	208-752.00-981.016	\$ -	\$ -	\$ 290,270	\$ -	\$ -	\$ -	\$ 290,270
49	NO	Department of Public Works	ENG086	Field Drainage & Pavilion - Wildlife Woods Park	CIP	Parks, Recreation, & Cultural Services	PARKS, RECREATION & CULTURAL SERVICES FUND 208	n/a	\$ -	\$ -	\$ -	\$ 630,790	\$ -	\$ -	\$ 630,790
50	NO	Department of Public Works	LOT020	Parking Lot Reconstruction - Rotary Park	CIP	Parks, Recreation, & Cultural Services	PARKS, RECREATION & CULTURAL SERVICES FUND 208	n/a	\$ -	\$ -	\$ -	\$ 167,930	\$ -	\$ -	\$ 167,930
51	NO	Parks, Recreation, & Cultural Svcs	PRC053	Tennis Court Reconstruction - ITC Park (2 courts) & Rotary Park (2 courts)	CIP	Parks, Recreation, & Cultural Services	PARKS, RECREATION & CULTURAL SERVICES FUND 208	n/a	\$ -	\$ -	\$ -	\$ -	\$ 350,000	\$ -	\$ 350,000
52	NO	Department of Public Works	ENG087a	Parking Lot Repaving - Remote Control (RC) Raceway (Area 1)	CIP	Parks, Recreation, & Cultural Services	PARKS, RECREATION & CULTURAL SERVICES FUND 208	n/a	\$ -	\$ -	\$ -	\$ -	\$ -	\$ 166,560	\$ 166,560
53	NO	Parks, Recreation, & Cultural Svcs	ENG052b	Cemetery Enhancement Project - fencing install	CIP	Parks, Recreation, & Cultural Services	PARKS, RECREATION & CULTURAL SERVICES FUND 208	n/a	\$ -	\$ -	\$ -	\$ -	\$ 72,730	\$ -	\$ 72,730
54	YES	Parks, Recreation, & Cultural Svcs	PRC054	Lakeshore Beach - Eastern Wall Rehab	CIP	Parks, Recreation, & Cultural Services	PARKS, RECREATION & CULTURAL SERVICES FUND 208	n/a	\$ -	\$ -	\$ -	\$ -	\$ -	\$ 458,000	\$ 458,000
55	NO	Department of Public Works	ICE016	Parking Lot Improvements - Ice Arena	CIP	Parking Lots	ICE ARENA FUND 570	570-000.00-981.011	\$ -	\$ 702,010	\$ -	\$ -	\$ -	\$ -	\$ 702,010
56	NO	Department of Public Works	FLD045	Salt Storage Dome Replacement with Pit and Conveyor System - DPW	CIP	Buildings & Property	GENERAL FUND 101	101-441.20-976.125	\$ 928,810	\$ -	\$ -	\$ -	\$ -	\$ -	\$ 928,810
57	NO	Integrated Solutions	FAC041	Building Generator Replacement (Including \$30,000 enclosure expansion) & Generator Technology Solution (GenTracker) - Civic Center	CIP	Buildings & Property	GENERAL FUND 101	101-265.00-976.098	\$ 440,640	\$ -	\$ -	\$ -	\$ -	\$ -	\$ 440,640
58	NO	Integrated Solutions	FAC039	HVAC Automation Controls Replacement - DPW	CIP	Buildings & Property	GENERAL FUND 101	101-265.00-976.130	\$ 200,000	\$ -	\$ -	\$ -	\$ -	\$ -	\$ 200,000
59	NO	Ice Arena	ICE021	Elevator Machine Room Equipment & Controller/Dispatcher Replacements - Ice Arena	CIP	Buildings & Property	ICE ARENA FUND 570	570-000.00-976.176	\$ 105,000	\$ -	\$ -	\$ -	\$ -	\$ -	\$ 105,000
60	NO	Integrated Solutions	FAC011a	HVAC Automation Controls Replacement - Community Center @ Civic Center	CIP	Buildings & Property	GENERAL FUND 101	101-265.00-976.127	\$ 80,190	\$ -	\$ -	\$ -	\$ -	\$ -	\$ 80,190
61	NO	Meadowbrook Commons	SNR017	Air conditioning units (98) Replacements - MC Main Building (units only; excludes common areas - SEE COR009)	CIP	Buildings & Property	SENIOR HOUSING FUND 574	574-000.00-976.196	\$ 80,000	\$ 80,000	\$ -	\$ -	\$ -	\$ -	\$ 160,000
62	NO	Meadowbrook Commons	COR009	Hallway Furnace Replacements (12) & A/C units (5) - Meadowbrook Commons	CIP	Buildings & Property	SENIOR HOUSING FUND 574	574-000.00-976.172	\$ 49,200	\$ -	\$ -	\$ -	\$ -	\$ -	\$ 49,200
63	NO	Ice Arena	ICE017	Roof Top Unit Replacements (1 air handler & 3 duct furnaces) - Ice Arena	CIP	Buildings & Property	ICE ARENA FUND 570	570-000.00-976.177	\$ 39,500	\$ -	\$ -	\$ -	\$ -	\$ -	\$ 39,500
64	NO	Integrated Solutions	FAC031a	LED Lighting Upgrade (approx. 240 fixtures) - FS#4	CIP	Buildings & Property	GENERAL FUND 101	101-265.00-976.119	\$ 38,500	\$ -	\$ -	\$ -	\$ -	\$ -	\$ 38,500





City of Novi  
Capital Improvement Program  
FY 2024-25 Budget

<https://novi.maps.arcgis.com/apps/dashboards/e7e5283c966f4aebaadeb748e4c2e25b>

New Request?	Who Did Request?	ID #	Project Name	CIP Category	GL Fund #	BUDGET		PROJECTED		FORECAST			Total Budget		
						FY 2024-25 YR 1	FY 2025-26 YR 2	FY 2026-27 YR 3	FY 2027-28 YR 4	FY 2028-29 YR 5	FY 2029-30 YR 6				
65	NO	Meadowbrook Commons	SNR018	Apartment Appliance Upgrades/Replacements (114 apt @ \$2,200 each) - Meadowbrook Commons	CIP	Buildings & Property	SENIOR HOUSING FUND 574	574-000.00-976.197	\$ -	\$ 253,000	\$ -	\$ -	\$ -	\$ -	\$ 253,000
66	NO	Department of Public Works	FLD043	Material Storage at DPW (General Fund portion 75%)	CIP	Buildings & Property	GENERAL FUND 101	101-441.20-976.090	\$ -	\$ 110,500	\$ -	\$ -	\$ -	\$ -	\$ 110,500
67	NO	Department of Public Works	WTS031	Generator Replacement - Hudson Pump Station	CIP	Buildings & Property	WATER AND SEWER FUND 592	592-536.00-976.195	\$ -	\$ 92,568	\$ -	\$ -	\$ -	\$ -	\$ 92,568
68	YES	Integrated Solutions	FPM007	Park Building Generator at ITC Community Sports Park & GenTracker Technology	CIP	Buildings & Property	GENERAL FUND 101	101-265.10-977.043	\$ -	\$ 64,266	\$ -	\$ -	\$ -	\$ -	\$ 64,266
69	NO	Department of Public Works	FLD043	Material Storage at DPW (Water & Sewer Fund portion 25%)	CIP	Buildings & Property	WATER AND SEWER FUND 592	592-536.00-976.090	\$ -	\$ 36,840	\$ -	\$ -	\$ -	\$ -	\$ 36,840
70	NO	Meadowbrook Commons	COR006	Elevator Cab Replacements (2) - Meadowbrook Commons	CIP	Buildings & Property	SENIOR HOUSING FUND 574	574-000.00-976.171	\$ -	\$ 33,000	\$ -	\$ -	\$ -	\$ -	\$ 33,000
71	NO	Meadowbrook Commons	SNR019	Apartment/Ranch Upgrades (counters, cabinetry, fixtures, etc.) - Meadowbrook Commons	CIP	Buildings & Property	SENIOR HOUSING FUND 574	574-000.00-976.146	\$ -	\$ -	\$ 180,000	\$ 180,000	\$ 180,000	\$ -	\$ 540,000
72	NO	Integrated Solutions	FAC047	Building Generator (NEW) & Generator Technology Solution (GenTracker) - Gun Range Training Center	CIP	Buildings & Property	GUN RANGE FACILITY FUND 409	409-303.00-976.211	\$ -	\$ -	\$ 111,190	\$ -	\$ -	\$ -	\$ 111,190
73	NO	Integrated Solutions	FAC043	LED Lighting Upgrade (25 fixtures) - Civic Center Parking Lot	CIP	Buildings & Property	GENERAL FUND 101	101-265.00-976.207	\$ -	\$ -	\$ 97,240	\$ -	\$ -	\$ -	\$ 97,240
74	NO	Integrated Solutions	FAC046	Building Generator (NEW) & Generator Technology Solution (GenTracker) - Lakeshore Park	CIP	Buildings & Property	PARKS, RECREATION & CULTURAL SERVICES FUND 208	208-752.00-976.206	\$ -	\$ -	\$ 79,560	\$ -	\$ -	\$ -	\$ 79,560
75	NO	Meadowbrook Commons	SNR022	Common Area, Parlor, & Meeting Room Upgrades (furniture, lighting, flooring/carpet, televisions, etc.) - Meadowbrook Commons	CIP	Buildings & Property	SENIOR HOUSING FUND 574	574.000.00-976.212	\$ -	\$ -	\$ 58,400	\$ 100,000	\$ -	\$ -	\$ 158,400
76	NO	Meadowbrook Commons	SNR021	Exercise Center Upgrade (including additional and replacement machines) - Meadowbrook Commons	CIP	Buildings & Property	SENIOR HOUSING FUND 574	574-000.00-976.145	\$ -	\$ -	\$ 50,000	\$ -	\$ -	\$ -	\$ 50,000
77	NO	Ice Arena	ICE007	Public Address System replacement (2; one for each rink) - Ice Arena; pushed out from FY 2020-21	CIP	Buildings & Property	ICE ARENA FUND 570	570-000.00-976.151	\$ -	\$ -	\$ 25,330	\$ -	\$ -	\$ -	\$ 25,330
78	YES	Ice Arena	ICE026	Replace Boards and Glass in both rinks	CIP	Buildings & Property	ICE ARENA FUND 570	n/a	\$ -	\$ -	\$ -	\$ 500,000	\$ -	\$ -	\$ 500,000
79	YES	Meadowbrook Commons	SNR023	Court Yard (fireplace, grill, furniture)/Senior Center (outdoor patio, windows, projector, lighting) upgrade	CIP	Buildings & Property	SENIOR HOUSING FUND 574	n/a	\$ -	\$ -	\$ -	\$ 475,000	\$ -	\$ -	\$ 475,000
80	YES	Meadowbrook Commons	SNR027	Apartment Upgrades (kitchens, bathrooms, lighting, etc).	CIP	Buildings & Property	SENIOR HOUSING FUND 574	n/a	\$ -	\$ -	\$ -	\$ 336,350	\$ -	\$ -	\$ 336,350
81	YES	Meadowbrook Commons	SNR026	Ranch Updates (kitchen, bathrooms, lighting, etc)	CIP	Buildings & Property	SENIOR HOUSING FUND 574	n/a	\$ -	\$ -	\$ -	\$ 225,000	\$ -	\$ -	\$ 225,000
82	NO	Meadowbrook Commons	SNR012	Fire Panel Replacement - Meadowbrook Commons	CIP	Buildings & Property	SENIOR HOUSING FUND 574	574-000.00-976.170	\$ -	\$ -	\$ -	\$ 133,730	\$ -	\$ -	\$ 133,730
83	YES	Ice Arena	ICE027	Replace Bay Doors	CIP	Buildings & Property	ICE ARENA FUND 570	n/a	\$ -	\$ -	\$ -	\$ 75,000	\$ -	\$ -	\$ 75,000
84	NO	Integrated Solutions	FAC045	Building Generator (NEW); includes south parking lot gate & Generator Technology Solution (GenTracker) - Parks Maintenance Office/Garage @ DPW	CIP	Buildings & Property	GENERAL FUND 101	101-265.00-976.208	\$ -	\$ -	\$ -	\$ 66,500	\$ -	\$ -	\$ 66,500
85	NO	Integrated Solutions	FAC029	Building Generator (NEW) & Generator Technology Solution (GenTracker) - Fire Station #5	CIP	Buildings & Property	GENERAL FUND 101	101-265.00-976.095	\$ -	\$ -	\$ -	\$ 54,290	\$ -	\$ -	\$ 54,290
86	NO	Integrated Solutions	FAC050	Flooring Replacement (epoxy; Garage Bay) - Fire Station 4	CIP	Buildings & Property	GENERAL FUND 101	n/a	\$ -	\$ -	\$ -	\$ 50,335	\$ -	\$ -	\$ 50,335



City of Novi  
Capital Improvement Program  
FY 2024-25 Budget

<https://novi.maps.arcgis.com/apps/dashboards/e7e5283c966f4aebaadeb748e4c2e25b>

New Request?	Who Did Request?	ID #	Project Name	CIP Category	GL Fund #	BUDGET		PROJECTED		FORECAST				Total Budget	
						FY 2024-25 YR 1	FY 2025-26 YR 2	FY 2026-27 YR 3	FY 2027-28 YR 4	FY 2028-29 YR 5	FY 2029-30 YR 6				
87	NO	Integrated Solutions	FAC042	LED Lighting Upgrade (14 fixtures) - Police Station Parking Lot	CIP	Buildings & Property	GENERAL FUND 101	n/a	\$ -	\$ -	\$ -	\$ 40,000	\$ -	\$ -	\$ 40,000
88	NO	Integrated Solutions	FAC049	Flooring Replacement (epoxy; Garage Bay) - Fire Station 2	CIP	Buildings & Property	GENERAL FUND 101	n/a	\$ -	\$ -	\$ -	\$ 30,870	\$ -	\$ -	\$ 30,870
89	YES	Ice Arena	ICE028	Replacement Flooring in Downstairs	CIP	Buildings & Property	ICE ARENA FUND 570	n/a	\$ -	\$ -	\$ -	\$ -	\$ 200,000	\$ -	\$ 200,000
90	NO	Integrated Solutions	FAC030	Solar Panel Installation - DPW	CIP	Buildings & Property	GENERAL FUND 101	n/a	\$ -	\$ -	\$ -	\$ -	\$ 194,590	\$ -	\$ 194,590
91	NO	Integrated Solutions	FAC032	Solar Panel Installation - Civic Center	CIP	Buildings & Property	GENERAL FUND 101	n/a	\$ -	\$ -	\$ -	\$ -	\$ 163,855	\$ -	\$ 163,855
92	YES	Ice Arena	ICE029	Carpet Replacement and Office Cubicle	CIP	Buildings & Property	ICE ARENA FUND 570	n/a	\$ -	\$ -	\$ -	\$ -	\$ 150,000	\$ -	\$ 150,000
93	NO	Department of Public Works	FIR019	Engine (replace #334; 2013 HME)	CIP	Machinery & Equipment	GENERAL FUND 101	n/a	\$ -	\$ -	\$ -	\$ 1,714,562	\$ -	\$ -	\$ 1,714,562
94	NO	Department of Public Works	FLT017	Single-axle RDS body truck with underbody scraper and wing plow (replace #602; 2011 International)	CIP	Machinery & Equipment	GENERAL FUND 101	101-441.30-984.040	\$ 332,408	\$ -	\$ -	\$ -	\$ -	\$ -	\$ 332,408
95	NO	Department of Public Works	FLD026	One-Ton Dump Truck with Front Plow (replace #634; 2013 Ford)	CIP	Machinery & Equipment	GENERAL FUND 101	101-441.30-984.024	\$ 86,890	\$ -	\$ -	\$ -	\$ -	\$ -	\$ 86,890
96	NO	Department of Public Works	WTS032	Sewer Main Inspection Camera Replacement	CIP	Machinery & Equipment	WATER AND SEWER FUND 592	592-536.00-982.073	\$ 27,290	\$ -	\$ -	\$ -	\$ -	\$ -	\$ 27,290
97	NO	Department of Public Works	FLT018	Single-axle RDS body truck with underbody scraper and wing plow (replace #613; 2012 International)	CIP	Machinery & Equipment	GENERAL FUND 101	101-441.30-984.041	\$ -	\$ 349,028	\$ -	\$ -	\$ -	\$ -	\$ 349,028
98	NO	Department of Public Works	FLT008	Skid Steer Attachments for Shoulder Maintenance - Roller & Road Widener (new)	CIP	Machinery & Equipment	GENERAL FUND 101	101-441.30-984.035	\$ -	\$ 134,560	\$ -	\$ -	\$ -	\$ -	\$ 134,560
99	NO	Ice Arena	ICE023	Zamboni Replacement (2 of 2) - Ice Arena (every 10 years)	CIP	Machinery & Equipment	ICE ARENA FUND 570	570-000.00-976.142	\$ -	\$ 117,540	\$ -	\$ -	\$ -	\$ -	\$ 117,540
100	NO	Department of Public Works	FLT021	Tandem Axle RDS body truck with underbody scraper and wing plow (replace #637; 2012 International)	CIP	Machinery & Equipment	GENERAL FUND 101	101-441.30-984.042	\$ -	\$ -	\$ 353,246	\$ -	\$ -	\$ -	\$ 353,246
101	NO	Public Safety	POL025	Rifles (28 replacements); net amt - <b>estimated trade-in \$18,900 replace every 5 years</b>	CIP	Machinery & Equipment	GENERAL FUND 101	101-301.00-982.068	\$ -	\$ -	\$ 70,750	\$ -	\$ -	\$ -	\$ 70,750
102	YES	Integrated Solutions	FPM008	Electric Zero Turn Mower	CIP	Machinery & Equipment	GENERAL FUND 101	101-2565.10-982.080	\$ -	\$ -	\$ 46,200	\$ -	\$ -	\$ -	\$ 46,200
103	NO	Department of Public Works	FLT026	Single-axle RDS body truck w/ underbody scraper & wing plow (replace #682; 2013 International)	CIP	Machinery & Equipment	GENERAL FUND 101	n/a	\$ -	\$ -	\$ -	\$ 384,804	\$ -	\$ -	\$ 384,804
104	NO	Department of Public Works	FLT020	Street Sweeper (replace #606; 2021 Tymco)	CIP	Machinery & Equipment	DRAIN FUND 211	n/a	\$ -	\$ -	\$ -	\$ 356,490	\$ -	\$ -	\$ 356,490
105	NO	Department of Public Works	FLT023	One-Ton Dump Truck with Front Plow and Swamp loader (replace #654; 2016 Ford F-550 Swamp loader)	CIP	Machinery & Equipment	GENERAL FUND 101	n/a	\$ -	\$ -	\$ -	\$ 148,440	\$ -	\$ -	\$ 148,440
106	NO	Public Safety	FIR036	Pump Operator Simulator - located at Fire Station #4	CIP	Machinery & Equipment	GENERAL FUND 101	n/a	\$ -	\$ -	\$ -	\$ 112,270	\$ -	\$ -	\$ 112,270
107	NO	Department of Public Works	FLT022	Excavator (replace #729; 2012 John Deere 85D)	CIP	Machinery & Equipment	WATER AND SEWER FUND 592	n/a	\$ -	\$ -	\$ -	\$ 101,830	\$ -	\$ -	\$ 101,830



City of Novi  
 Capital Improvement Program  
 FY 2024-25 Budget

<https://novi.maps.arcgis.com/apps/dashboards/e7e5283c966f4aebaadeb748e4c2e25b>

	New Request?	Who Did Request?	ID #	Project Name	CIP Category	GL Fund #		BUDGET		PROJECTED		FORECAST			Total Budget
								FY 2024-25 YR 1	FY 2025-26 YR 2	FY 2026-27 YR 3	FY 2027-28 YR 4	FY 2028-29 YR 5	FY 2029-30 YR 6		
108	NO	Public Safety	POL020	Portable Driving Simulator	CIP	Machinery & Equipment	GENERAL FUND 101	101-301.00-982.055	\$ -	\$ -	\$ -	\$ 54,225	\$ -	\$ -	\$ 54,225
109	NO	Public Safety	FIR032	Turn-Out Gear Washer/Extractor & Dryer Replacements and Secondary Stackable Washer/Dryer Replacement - Fire Station #4 (every 5 years)	CIP	Machinery & Equipment	GENERAL FUND 101	n/a	\$ -	\$ -	\$ -	\$ 48,020	\$ -	\$ -	\$ 48,020
110	NO	Department of Public Works	FLT024	Four-Ton Hot Patcher (replace #672; 2017 Spaulding Four-Ton)	CIP	Machinery & Equipment	GENERAL FUND 101	n/a	\$ -	\$ -	\$ -	\$ 43,910	\$ -	\$ -	\$ 43,910
111	NO	Department of Public Works	FLT025	Two-Ton Hot Patcher (replace #671; 2017 Spaulding Two-Ton)	CIP	Machinery & Equipment	GENERAL FUND 101	n/a	\$ -	\$ -	\$ -	\$ 37,650	\$ -	\$ -	\$ 37,650
112	NO	Department of Public Works	FLT029	Squad / Ambulance (replace #314, Squad 1)	CIP	Machinery & Equipment	GENERAL FUND 101	n/a	\$ -	\$ -	\$ -	\$ -	\$ 512,789	\$ -	\$ 512,789
113	NO	Department of Public Works	FLT027	Single-axle RDS body truck with underbody scraper & wing plow (replace #652; 2014 International)	CIP	Machinery & Equipment	GENERAL FUND 101	n/a	\$ -	\$ -	\$ -	\$ -	\$ -	\$ 404,044	\$ 404,044
114	YES	Integrated Solutions	FPM009	Robotic Field Painter	CIP	Machinery & Equipment	GENERAL FUND 101	n/a	\$ -	\$ -	\$ -	\$ -	\$ 30,079	\$ -	\$ 30,079
115	NO	Integrated Solutions	IFT010	Server Replacement - Cameras - Police Building (replace every 6 years)	CIP	Technology	GENERAL FUND 101	n/a	\$ -	\$ -	\$ -	\$ 104,200	\$ -	\$ -	\$ 104,200
116	NO	Integrated Solutions	IFT003	Server Replacement - Virtual Servers Infrastructure (VSI) - Civic Center - 6 servers & 2 switches (every 6 years)	CIP	Technology	GENERAL FUND 101	101-228.00-986.021	\$ -	\$ -	\$ -	\$ 150,170	\$ -	\$ -	\$ 150,170
117	YES	Integrated Solutions	IFT011	BS&A Software Cloud Migration	CIP	Technology	GENERAL FUND 101	n/a	\$ -	\$ -	\$ -	\$ -	\$ -	\$ 603,556	\$ 603,556
118	YES	Integrated Solutions	IFT012	OnBase Subscription	CIP	Technology	GENERAL FUND 101	n/a	\$ -	\$ -	\$ -	\$ 159,031	\$ -	\$ -	\$ 159,031
									\$ 28,379,082	\$ 18,455,025	\$ 19,345,645	\$ 24,706,898	\$ 19,564,694	\$ 19,701,027	\$ 130,152,371



City of Novi  
Capital Improvement Program  
FY 2024-25 Budget

<https://novi.maps.arcgis.com/apps/dashboards/e7e5283c966f4aebaadeb748e4c2e25b>

New Request?	Who Did Request?	ID #	Project Name	CIP Category	GL Fund #	BUDGET	PROJECTED			FORECAST			Total Budget
						FY 2024-25 YR 1	FY 2025-26 YR 2	FY 2026-27 YR 3	FY 2027-28 YR 4	FY 2028-29 YR 5	FY 2029-30 YR 6		

Total CIP by Category

Roads
Intersections & Signals
Sidewalks & Pathways
Storm Sewer & Drainage
Sanitary Sewer
Water Distribution
Parks, Recreation, & Cultural Services
Parking Lots
Buildings & Property
Machinery & Equipment
Technology

\$ 12,627,779	\$ 12,047,305	\$ 12,811,586	\$ 11,728,545	\$ 10,901,805	\$ 6,484,421	\$ 66,601,441
\$ -	\$ -	\$ -	\$ -	\$ -	\$ -	\$ -
\$ 400,000	\$ 400,000	\$ 400,000	\$ 1,278,746	\$ 1,488,396	\$ 4,104,601	\$ 8,071,743
\$ 3,552,406	\$ 1,154,408	\$ 1,497,360	\$ 2,070,449	\$ 2,820,450	\$ 750,000	\$ 11,845,073
\$ -	\$ -	\$ 774,513	\$ -	\$ -	\$ -	\$ 774,513
\$ 8,894,349	\$ 2,500,000	\$ 2,500,000	\$ 3,147,761	\$ 2,500,000	\$ 6,729,845	\$ 26,271,955
\$ 496,120	\$ 380,000	\$ 290,270	\$ 798,720	\$ 422,730	\$ 624,560	\$ 3,012,400
\$ -	\$ 702,010	\$ -	\$ -	\$ -	\$ -	\$ 702,010
\$ 1,961,840	\$ 670,174	\$ 601,720	\$ 2,267,075	\$ 888,445	\$ -	\$ 6,389,254
\$ 446,588	\$ 601,128	\$ 470,196	\$ 3,002,201	\$ 542,868	\$ 404,044	\$ 5,467,025
\$ -	\$ -	\$ -	\$ 413,401	\$ -	\$ 603,556	\$ 1,016,957
\$ 28,379,082	\$ 18,455,025	\$ 19,345,645	\$ 24,706,898	\$ 19,564,694	\$ 19,701,027	\$ 130,152,371

GENERAL FUND 101
MAJOR STREET FUND 202
LOCAL STREET FUND 203
MUNICIPAL STREET FUND 204
PARKS, RECREATION & CULTURAL SERVICES FUND 208
DRAIN FUND 211
GUN RANGE FACILITY FUND 409
ICE ARENA FUND 570
WATER AND SEWER FUND 592
SENIOR HOUSING FUND 574

\$ 2,307,438	\$ 858,354	\$ 767,436	\$ 3,399,277	\$ 1,101,313	\$ 1,207,600	\$ 9,641,418
\$ 7,589,074	\$ 4,426,273	\$ 7,325,474	\$ 2,601,045	\$ 4,901,805	\$ -	\$ 26,843,671
\$ 4,675,010	\$ 6,184,282	\$ 5,486,112	\$ 8,343,310	\$ 6,000,000	\$ 6,484,421	\$ 37,173,135
\$ 548,530	\$ 1,400,000	\$ 200,000	\$ 1,078,746	\$ 1,288,396	\$ 3,904,601	\$ 8,420,273
\$ 496,120	\$ 380,000	\$ 369,830	\$ 798,720	\$ 422,730	\$ 624,560	\$ 3,091,960
\$ 3,567,571	\$ 1,391,158	\$ 1,497,360	\$ 3,211,129	\$ 2,820,450	\$ 750,000	\$ 13,237,668
\$ -	\$ -	\$ 111,190	\$ -	\$ -	\$ -	\$ 111,190
\$ 144,500	\$ 819,550	\$ 25,330	\$ 575,000	\$ 350,000	\$ -	\$ 1,914,380
\$ 8,921,639	\$ 2,629,408	\$ 3,274,513	\$ 3,249,591	\$ 2,500,000	\$ 6,729,845	\$ 27,304,996
\$ 129,200	\$ 366,000	\$ 288,400	\$ 1,450,080	\$ 180,000	\$ -	\$ 2,413,680
\$ 28,379,082	\$ 18,455,025	\$ 19,345,645	\$ 24,706,898	\$ 19,564,694	\$ 19,701,027	\$ 130,152,371



City of Novi  
Capital Improvement Program  
FY 2024-25 Budget

<https://novi.maps.arcgis.com/apps/dashboards/e7e5283c966f4aebaadeb748e4c2e25b>

BUDGET	PROJECTED		FORECAST			Total Budget
FY 2024-25 YR 1	FY 2025-26 YR 2	FY 2026-27 YR 3	FY 2027-28 YR 4	FY 2028-29 YR 5	FY 2029-30 YR 6	

New Request?	Who Did Request?	ID #	Project Name	CIP Category	GL Fund #	FY 2024-25 YR 1	FY 2025-26 YR 2	FY 2026-27 YR 3	FY 2027-28 YR 4	FY 2028-29 YR 5	FY 2029-30 YR 6	Total Budget
--------------	------------------	------	--------------	--------------	-----------	-----------------	-----------------	-----------------	-----------------	-----------------	-----------------	--------------


PROPOSED CAPITAL INITIATIVES

1	NO	Department of Public Works	162-03	Beck Road Widening (9 Mile Road to 10 Mile Road); includes signal modernizations - pursuing outside funding	CIP	Roads	MAJOR STREET FUND 202	202-449.20-975.233	\$ -	\$ -	\$ -	\$ -	\$ 10,280,290	\$ -	\$ 10,280,290
2	NO	Department of Public Works	162-06	Beck Road Widening (10 Mile Road to 11 Mile Road); includes signal modernizations - pursuing outside funding	CIP	Roads	MAJOR STREET FUND 202	202-449.20-975.232	\$ -	\$ -	\$ -	\$ -	\$ 13,159,260	\$ -	\$ 13,159,260
3	NO	Department of Public Works	132-25	Beck Road Widening (8 Mile Road to 9 Mile Road); includes signal modernizations - pursuing outside funding	CIP	Roads	MAJOR STREET FUND 202	202-449.20-975.091	\$ -	\$ -	\$ -	\$ -	\$ -	\$ 14,400,733	\$ 14,400,733
4	NO	Department of Public Works	ENG091	Beck Road Non-motorized Improvements (8 Mile Road to I-96); pursuing "Safe Streets and Roads for All grant" (5.6M)	CIP	Sidewalks & Pathways	MAJOR STREET FUND 202	202-449.20-975.154	\$ -	\$ -	\$ -	\$ -	\$ 1,788,835	\$ -	\$ 1,788,835
5	NO	Department of Public Works	ENG088	Parking Lot, Access Drive, and Pathway Paving - Bosco	CIP	Parks, Recreation, & Cultural Services	PARKS, RECREATION & CULTURAL SERVICES FUND 208	n/a	\$ -	\$ -	\$ -	\$ 1,512,249	\$ -	\$ -	\$ 1,512,249
6	NO	Parks, Recreation, & Cultural Svcs	PRC048	Park Update - ITC Community Sports Park	CIP	Parks, Recreation, & Cultural Services	GENERAL FUND 101	n/a	\$ -	\$ -	\$ -	\$ 15,000,000	\$ -	\$ -	\$ 15,000,000
7	NO	Department of Public Works	ENG065	ITC Trail / Bosco Fields Connector --14' Boardwalk & 10' Sidewalk; contingent on acquiring property from NCSD	CIP	Parks, Recreation, & Cultural Services	PARKS, RECREATION & CULTURAL SERVICES FUND 208	n/a	\$ -	\$ -	\$ -	\$ 1,374,490	\$ -	\$ -	\$ 1,374,490
8	NO	Department of Public Works	ENG064	Parking Lot Improvements - Police Headquarters (East Lot)	CIP	Parking Lots	GENERAL FUND 101	n/a	\$ -	\$ -	\$ -	\$ 577,325	\$ -	\$ -	\$ 577,325
9	NO	Department of Public Works	LOT019	Driveway widening including installation of Curb and Gutter - Police Headquarters	CIP	Parking Lots	GENERAL FUND 101	101-441.10-981.015	\$ -	\$ -	\$ -	\$ 189,069	\$ -	\$ -	\$ 189,069
10	NO	Integrated Solutions	POL006	Renovation - Police Building (2nd Floor)	CIP	Buildings & Property	GENERAL FUND 101	101-265.00-976.064	\$ -	\$ -	\$ -	\$ 2,093,499	\$ -	\$ -	\$ 2,093,499
11	NO	Integrated Solutions	FIR014	Renovation - Fire Station #3	CIP	Buildings & Property	GENERAL FUND 101	101-265.00-976.060	\$ -	\$ -	\$ -	\$ 1,126,040	\$ -	\$ -	\$ 1,126,040
12	NO	Integrated Solutions	FAC034b	Building Renovation - Miscellaneous Repairs/Updates (new ceiling tiles, paint, front counter, dorm bunks, office furniture, & overhead doors) - FS #1	CIP	Buildings & Property	GENERAL FUND 101	n/a	\$ -	\$ -	\$ -	\$ 285,290	\$ -	\$ -	\$ 285,290
13	NO	Integrated Solutions	FAC011b	HVAC Automation Controls Replacement - Police Station	CIP	Buildings & Property	GENERAL FUND 101	101-265.00-976.128	\$ -	\$ -	\$ -	\$ 262,950	\$ -	\$ -	\$ 262,950
14	NO	Integrated Solutions	FAC024	Renovation - Police Records	CIP	Buildings & Property	GENERAL FUND 101	101-265.00-976.069	\$ -	\$ -	\$ -	\$ 237,513	\$ -	\$ -	\$ 237,513
15	NO	Integrated Solutions	FAC020	Boiler Replacements (2) - Police Station	CIP	Buildings & Property	GENERAL FUND 101	101-265.00-976.093	\$ -	\$ -	\$ -	\$ 232,650	\$ -	\$ -	\$ 232,650
16	NO	Integrated Solutions	FAC033	Solar Panel Installation - Police Station	CIP	Buildings & Property	GENERAL FUND 101	n/a	\$ -	\$ -	\$ -	\$ 157,550	\$ -	\$ -	\$ 157,550
17	NO	Integrated Solutions	FAC052	Building Repairs - flooring, north wall window waterproofing, HVAC, & north glass entry - Fire Station #1	CIP	Buildings & Property	GENERAL FUND 101	101-265.00-976.134	\$ -	\$ -	\$ -	\$ 88,450	\$ -	\$ -	\$ 88,450
18	NO	Integrated Solutions	FAC034a	Building Renovation - Men's Restroom (faucet replacements, lighting upgrades, partition repairs, & surface refinishing) - FS #1	CIP	Buildings & Property	GENERAL FUND 101	101-265.00-976.120	\$ -	\$ -	\$ -	\$ 87,780	\$ -	\$ -	\$ 87,780
19	NO	Integrated Solutions	FAC023	Flooring Replacement (carpet; 2nd Floor) - Police Station ONLY if 2nd floor reno not approved	CIP	Buildings & Property	GENERAL FUND 101	101-265.00-976.063	\$ -	\$ -	\$ -	\$ 77,400	\$ -	\$ -	\$ 77,400
20	NO	Integrated Solutions	FAC044	Fire Panel Replacement - Police Station	CIP	Buildings & Property	GENERAL FUND 101	n/a	\$ -	\$ -	\$ -	\$ 65,035	\$ -	\$ -	\$ 65,035
21	NO	Integrated Solutions	FAC053	Ductless HVAC (2 heat pump installations) - Maintenance Garage @ Police Department	CIP	Buildings & Property	GENERAL FUND 101	n/a	\$ -	\$ -	\$ -	\$ 52,700	\$ -	\$ -	\$ 52,700
22	NO	Integrated Solutions	FAC048	Flooring Replacement (epoxy; Garage Bay) - Fire Station #1	CIP	Buildings & Property	GENERAL FUND 101	n/a	\$ -	\$ -	\$ -	\$ 48,600	\$ -	\$ -	\$ 48,600
23	NO	Integrated Solutions	FAC028	LED Lighting Upgrade (400 fixtures) - Police Station	CIP	Buildings & Property	GENERAL FUND 101	101-265.00-976.094	\$ -	\$ -	\$ -	\$ 43,100	\$ -	\$ -	\$ 43,100
24	NO	Department of Public Works	FLT030	Squad / Ambulance (replace #315, Squad 2)	CIP	Machinery & Equipment	GENERAL FUND 101	n/a	\$ -	\$ -	\$ -	\$ -	\$ -	\$ 538,428	\$ 538,428
25	NO	Department of Public Works	FLT028	Single-axle RDS body truck with underbody scraper & wing plow (replace #609; 2017 International)	CIP	Machinery & Equipment	GENERAL FUND 101	n/a	\$ -	\$ -	\$ -	\$ -	\$ -	\$ 410,739	\$ 410,739
									\$ -	\$ -	\$ -	\$ 23,511,690	\$ 25,228,385	\$ 15,349,900	\$ 64,089,975

PROPOSED CAPITAL INITIATIVES SUMMARY BY FUND

GENERAL FUND 101	\$ -	\$ -	\$ -	\$ 20,624,951	\$ -	\$ 949,167	\$ 21,574,118
MAJOR STREET FUND 202	\$ -	\$ -	\$ -	\$ -	\$ 25,228,385	\$ 14,400,733	\$ 39,629,118
PARKS, RECREATION & CULTURAL SERVICES FUND 208	\$ -	\$ -	\$ -	\$ 2,886,739	\$ -	\$ -	\$ 2,886,739
	\$ -	\$ -	\$ -	\$ 23,511,690	\$ 25,228,385	\$ 15,349,900	\$ 64,089,975

# CAPITAL PROGRAM & DEBT



## Debt

### Introduction

The City had twelve debt issues in 1999 and currently has one debt issue (excluding the debt reported in the enterprise funds). The City's current debt obligations are for capital infrastructure.

In addition to paying down debt through annual debt services payments, the City has taken advantage of both the decline in interest rates and its **excellent credit rating (AAA)** to obtain more favorable rates through refinancing – lowering interest expenditures and paying off debt sooner than anticipated.


Internal borrowing schedules have been included in this section.

### Debt Summary

Description of Debt	Funding Source	Debt Outstanding 6/30/2024	Debt Service Payments 2024-25		
			Principal	Interest	Total
<b>VOTED TAX GENERAL OBLIGATION DEBT FUNDS:</b>					
2016 Library Construction Bonds	Debt Service	4,025,000	1,295,000	121,700	1,416,700
<b>Total Direct Debt Service</b>		<b>\$ 4,025,000</b>	<b>\$ 1,295,000</b>	<b>\$ 121,700</b>	<b>\$ 1,416,700</b>
2015 Refunding Bonds-Senior Housing	Sr Housing	2,020,000	1,000,000	34,808	1,034,808
<b>Total Debt Service</b>		<b>\$ 6,045,000</b>	<b>\$ 2,295,000</b>	<b>\$ 156,508</b>	<b>\$ 2,451,508</b>

### Internal Borrowing Summary

Description of Internal Borrowing	Funding Source	Internal Borrowing Outstanding 6/30/2024	Internal Borrowing Payments 2024-25		
			Principal	Interest	Total
<b>Internal Fund Borrowing:</b>					
Cooridor Improvement	CIA Fund	2,350,000	645,675	50,000	695,675
Capital Improvement	CIP Fund	2,800,000	-	84,000	84,000
<b>Total Internal Borrowing</b>		<b>\$ 5,150,000</b>	<b>\$ 645,675</b>	<b>\$ 134,000</b>	<b>\$ 779,675</b>



# CAPITAL PROGRAM & DEBT

## Principal & Interest Payments to Maturity

### General Obligation Bonds


Fiscal Year Ending	Principal (less interest earnings & fund balance appropriations)	Interest	Total*	Projected Taxable Value** (in thousands)	Estimated Millage Rate for Debt Service
2025	1,295,000	121,700	1,416,700	4,666,315	0.3471
2026	1,340,000	75,700	1,415,700	5,001,492	0.3471
2027	1,390,000	27,800	1,417,800	5,152,000	0.0868
	<u>\$ 4,025,000</u>	<u>\$ 225,200</u>	<u>\$ 4,250,200</u>		
Average Annual Requirement:			\$ 1,062,550		

*\*Total debt service payments above exclude fees*

### Internal Borrowing

Fiscal Year Ending	Principal (less interest earnings & fund balance appropriations)	Interest	Total
2025	645,675	134,000	779,675
2026	1,435,315	93,000	1,528,315
2027	2,936,004	15,000	2,951,004
2028	133,006	4,000	137,006
	<u>\$ 5,150,000</u>	<u>\$ 246,000</u>	<u>\$ 5,396,000</u>
Average Annual Requirement:		\$	1,349,000

# CAPITAL PROGRAM & DEBT



## Schedules of Indebtedness

### 2016 Library Construction Debt Fund


This general obligation bond issue was approved by the voters in November 2007. Bonds issued in June 2008 and partially refinanced in 2016. The new Library is a two-story state-of-the-art facility with approximately 55,000 square feet.

**SCHEDULE OF INDEBTEDNESS**  
**YEAR ISSUED: 2016**  
**AMOUNT OF ISSUE: \$8,715,000**

<u>PRINCIPAL</u> <u>DUE</u> <u>OCTOBER 1</u>	<u>INTEREST</u> <u>RATE</u>	<u>PRINCIPAL</u>
2024	4.0000%	1,295,000
2025	3.0000%	1,340,000
2026	4.0000%	1,390,000
		<u>\$ 4,025,000</u>

*\*The 2008 Library Construction Debt Fund Bonds were partially refinanced in Fiscal Year 2015-2016 to take advantage of lower interest rates available.*





# CAPITAL PROGRAM & DEBT

## 2015 Refunding Debt (Senior Housing Fund)


This issue was used for refunding bonds issued for the balance of the 1999 Building Authority (Senior Complex) Bonds.

**SCHEDULE OF INDEBTEDNESS**  
**YEAR ISSUED: 2015**  
**AMOUNT OF ISSUE: \$9,075,000**

PRINCIPAL DUE OCTOBER 1	INTEREST RATE	PRINCIPAL
2024	2.2900%	1,000,000
2025	2.2900%	1,020,000
		<u>\$ 2,020,000</u>

*\*The Senior Housing 2005 Refunding Building Authority Bonds were callable October 2015. The City refunded the bonds in Fiscal Year 2015-2016 to take advantage of lower interest rates available.*

# CAPITAL PROGRAM & DEBT



## Internal Borrowing—Corridor Improvement Authority (CIA) Fund

The City of Novi created a Corridor Improvement Authority (CIA) in January 2018 as a funding mechanism for corridor improvements on either side of Grand River Avenue from Wixom Road to Haggerty Road. A CIA is authorized under the Corridor Improvement Authority Act (PA 280 of 2005) and is governed by a Board of Directors whose primary purpose is to correct and prevent deterioration and promote economic growth within the corridor. In March 2020, the CIA board and City Council approved interfund borrowing between the CIA and the Special Assessment Capital Improvement Fund. The CIA will repay the internal borrowing with its annual tax captures. While the CIA Fund is not included in the budget document, the Special Assessment Fund's budget is included and displays the interest income from the borrowing.

**SCHEDULE OF INDEBTEDNESS**  
**YEAR ISSUED: 2020**  
**AMOUNT OF ISSUE: \$4,000,000**


PRINCIPAL DUE JUNE 1	INTEREST RATE	PRINCIPAL
2025	3.0000%	645,675
2026	3.0000%	735,315
2027	3.0000%	836,004
2028	3.0000%	133,006
		<u>\$ 2,350,000</u>

## Internal Borrowing—Capital Improvement Program (CIP) Fund

This internal borrowing was approved by City Council on June 19, 2017, for the Capital Improvement Program (CIP) Fund to borrow internally using long-term capital reserves from other City funds in order to advance fund several significant capital improvements. The CIP Fund's purpose is to track activity related to the voter approved CIP millage which was passed on August 2, 2016. The first levy for this millage was July 1, 2017 and is

**SCHEDULE OF INDEBTEDNESS**  
**YEAR ISSUED: 2019**  
**AMOUNT OF ISSUE: \$21,421,877**

PRINCIPAL DUE JUNE 1	INTEREST RATE	PRINCIPAL
2026	3.0000%	700,000
2027	3.0000%	2,100,000
		<u>\$ 2,800,000</u>



# CAPITAL PROGRAM & DEBT


## Bond Rating History Unlimited Tax General Obligation Bonds

	2023	2022	2021	2020	2019	2018	2017	2016	2015	2014
<b>S&amp;P</b>	AAA	AAA	AAA	AAA	AAA	AAA	AAA	AAA	AAA	AA+
<b>Moody's</b>	Aa1	Aa1	Aa1	Aa1	Aa1	Aa1	Aa1	Aa1	Aa2	Aa2

Standard & Poors	Moody's Investor Services	Fitch
***AAA	Aaa	AAA
AA+	***Aa1	AA+
AA-	Aa2	AA-
A+	Aa3	A+
A	A1	A
A-	A2	A-
BBB+	A3	BBB+
BBB-	Baa1	BBB-
BB+	Baa2	BB+
BB	Baa3	BB
BB-	Ba1	BB-
B+	Ba2	B+
B	Ba3	B
B-	B1	B-
CCC+	B2	CCC+
CCC-	B3	CCC-
	Caa1	CC
	Caa2	C
	Caa3	DDD
	Ca	DD
	C	D

\*\*\* City of Novi's rating

# CAPITAL PROGRAM & DEBT



## Computation of Legal Debt Margin


City Charter and Public Act 279 of 1909 (as amended) provide that the net indebtedness of the City shall not be in excess of 10% of the State Equalized Valuation of all real and personal property in the City, plus assessed value equivalent of Act 198 specific tax levies.

Obligations which are not included in the computation of legal debt margin are:

- Special Assessment Bonds;
- Mortgage Bonds;
- Michigan Transportation Bonds;
- Revenue Bonds;
- Bonds issued, or contracts or assessment obligations, incurred, to comply with an order of the Water Services Commission (now the Department of Environmental Quality) or a court of competent jurisdiction;
- Other obligations incurred for water supply, sewage, drainage or refuse disposal projects necessary to protect the public health by abating pollution.

Under Michigan law, the maximum debt Novi can issue is \$600,125,214. The City's current debt applicable to this limit is \$6,045,000 or 1.00% of the amount allowed.

Legal Debt Margin			
2024 State Equalized Valuation (SEV)		\$	6,061,702,140
<b>Debt Applicable to Debt Limit, at July 1, 2024</b>			
Debt Limit (10% of State Equalized Valuation)		\$	606,170,214
Total Bonded Debt Outstanding	\$	6,045,000	
Less: Special Assessment Bonds		-	
Total Amount of Debt Applicable to Limit			6,045,000
Legal Debt Margin Available		\$	600,125,214
<b>Net Debt subject to limit as percent of Debt Limit:</b>			<b>1.00%</b>



# CAPITAL PROGRAM & DEBT


## Additional Limits Set by City Council

As of July 1, 2013, the Debt Policy approved by the City Council in March 2013 puts forth these additional debt limits:

- The City's net bonded indebtedness incurred for all public purposes should not exceed \$2,500 per capita. *(this page)*
- Debt service payments are limited to 20% of the combined operating and debt-service fund expenditures. *(see following page)*
- Municipal securities issued for capital improvement purposes shall not exceed 5% of the state equalized valuation of the property assessed in the City of Novi. *(see following page)*

Total Net Bonded Indebtedness Should Not Exceed \$2,500 Per Capita			
Population			66,243
<b>Debt Applicable to Debt Limit, at July 1, 2024</b>			
Debt Limit (\$2,500 per capita)			\$ 165,607,500
Total Bonded Debt Outstanding	\$	6,045,000	
Less: Special Assessment Bonds		-	
Total Amount of Debt Applicable to Limit		6,045,000	
Debt Margin Available			\$ 159,562,500
<b>Net Debt subject to limit as percent of Debt Limit:</b>			<b>3.65%</b>

# CAPITAL PROGRAM & DEBT



## Debt Service Payment Should Not Exceed 20% of Combined Operating and Debt-Service Fund Expenditures

FY 2024-25 Estimated Operating and Debt-Service Fund Expenditures	\$	45,532,538
---	----	------------

### Debt Applicable to Debt Limit, at July 1, 2024

Debt Limit (20% of Operating and Debt-Service Expenditures)	\$	9,106,508
---	----	-----------

Total Bonded Debt Service Payments	\$	2,451,508
------------------------------------	----	-----------

Less: Special Assessment Bonds	-
--------------------------------	---

Total Amount of Debt Applicable to Limit	<u>2,451,508</u>
--	------------------

Debt Margin Available	<u>\$ 6,655,000</u>
-----------------------	---------------------

**Net Debt subject to limit as percent of Debt Limit:**

<b>26.92%</b>
---------------

## Municipal securities shall not exceed 5% of the State Equalized Value

2024 State Equalized Valuation (SEV)	\$	6,061,702,140
--------------------------------------	----	---------------

### Debt Applicable to Debt Limit, at July 1, 2024

Debt Limit (5% of State Equalized Valuation)	\$	303,085,107
--	----	-------------

Total Bonded Debt Outstanding	\$	6,045,000
-------------------------------	----	-----------

Less: Special Assessment Bonds	-
--------------------------------	---

Total Amount of Debt Applicable to Limit	<u>6,045,000</u>
--	------------------


Legal Debt Margin Available	<u>\$ 297,040,107</u>
-----------------------------	-----------------------

**Net Debt subject to limit as percent of Debt Limit:**

<b>1.99%</b>
--------------

**This page intentionally left blank.**

# DEPARTMENTAL INFORMATION

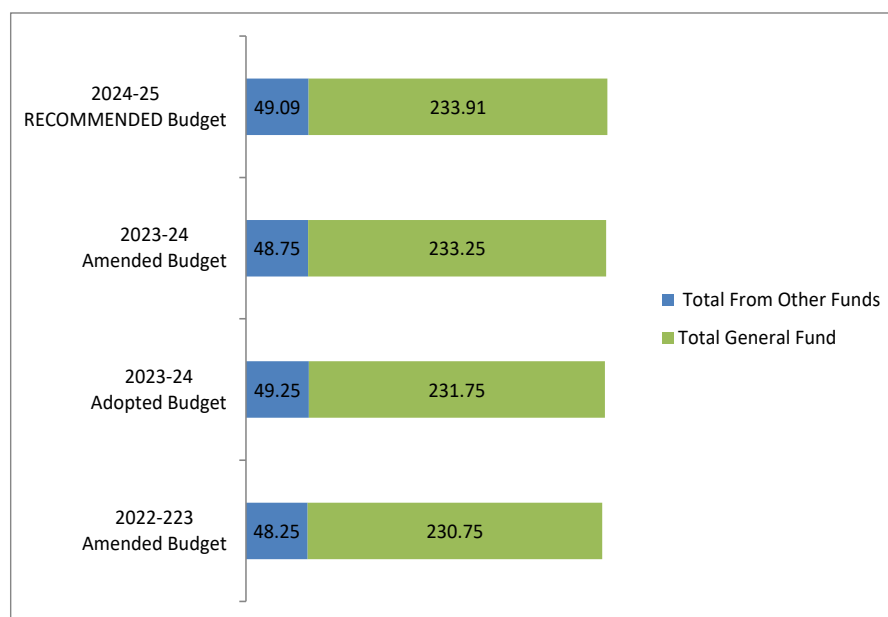


## Position Summary Schedule (full-time staff)

The City of Novi employs full-time staff in various capacities. The costs for these employees are budgeted within their respective departments. The FY 2024-25 Budget adds one new position, an Accreditation Assistant. The position will assist the departments of Public Works, Public Safety and Parks, Recreation and Culture with their accreditation requirements. Total head count will increase to 283 positions.


### Full-Time Personnel History

	2022-223 Amended Budget	2023-24 Adopted Budget	2023-24 Amended Budget	2024-25 RECOMMENDED Budget
Total From Other Funds	48.25	49.25	48.75	49.09
Total General Fund	230.75	231.75	233.25	233.91
<b>TOTAL</b>	<b>279.0</b>	<b>281.0</b>	<b>282.00</b>	<b>283.00</b>



The personnel summary on the following pages reflect all budgeted full-time personnel, including filled and vacant positions.






# DEPARTMENTAL INFORMATION

## Full-Time Personnel Summary


	2022-23 AMENDED BUDGET	2023-24 ADOPTED BUDGET	2023-24 AMENDED BUDGET	2024-25 RECOMMENDED BUDGET	INCREASE (DECREASE)
<b>GENERAL FUND</b>					
<b>CITY MANAGER'S OFFICE</b>					
City Manager	1.0	1.0	1.0	1.0	-
Assistant City Manager	1.0	1.0	1.0	1.0	-
Executive Assistant to the City Manager	1.0	1.0	1.0	1.0	-
	<b>3.0</b>	<b>3.0</b>	<b>3.0</b>	<b>3.0</b>	-
<b>FINANCIAL SERVICES</b>					
<b>FINANCE DEPARTMENT</b>					
Finance Director/Treasurer/CFO	1.0	1.0	1.0	1.0	-
Deputy Finance Director	1.0	1.0	1.0	1.0	-
Accountant	2.0	2.0	2.0	3.0	1.0
Senior Budget Analyst	1.0	1.0	1.0	-	(1.0)
<b>TREASURY DEPARTMENT</b>					
Assistant City Treasurer	1.0	1.0	1.0	1.0	-
Senior Customer Service Representative	2.0	2.0	2.0	2.0	-
Water & Sewer Financial Manager	0.25	0.25	0.25	0.25	-
	<b>8.25</b>	<b>8.25</b>	<b>8.25</b>	<b>8.25</b>	-
<b>CITY CLERK</b>					
City Clerk	1.0	1.0	1.0	1.0	-
Deputy City Clerk	1.0	1.0	1.0	1.0	-
Administrative Assistant	1.0	1.0	1.0	1.0	-
Account Clerk	2.0	2.0	2.0	2.0	-
	<b>5.0</b>	<b>5.0</b>	<b>5.0</b>	<b>5.0</b>	-
<b>INTEGRATED SOLUTIONS</b>					
<b>TECHNOLOGY DEPARTMENT</b>					
Chief Information Officer	1.0	1.0	1.0	1.0	-
Computer Support Specialist	3.0	3.0	3.0	3.0	-
Geospatial Application Services Manager	1.0	1.0	1.0	1.0	-
Business Analyst	1.0	1.0	1.0	1.0	-
GIS/NEAMS Technician	1.0	1.0	1.0	1.0	-
Technology Manager - Network Operations	1.0	1.0	1.0	1.0	-
<b>FACILITY MANAGEMENT</b>					
Facility Manager	1.0	1.0	1.0	1.0	-
Facility Maintenance Supervisor	1.0	1.0	1.0	1.0	-
Facility Maintenance	2.0	2.0	2.0	2.0	-
<b>FACILITY MANAGEMENT - PARKS MAINTENANCE</b>					
Parks & Municipal Property Supervisor	1.0	1.0	1.0	1.0	-
Work Leader	1.0	1.0	1.0	1.0	-
Park Maintenance	6.0	6.0	6.0	6.0	-
	<b>20.0</b>	<b>20.0</b>	<b>20.0</b>	<b>20.0</b>	-
<b>ASSESSING</b>					
Assessor	1.0	1.0	1.0	1.0	-
Deputy Assessor	1.0	1.0	1.0	1.0	-
Assessing Coordinator	1.0	1.0	1.0	1.0	-
Commercial/Industrial Appraiser	1.0	1.0	1.0	1.0	-
Residential Appraiser	1.0	1.0	1.0	1.0	-
	<b>5.0</b>	<b>5.0</b>	<b>5.0</b>	<b>5.0</b>	-
<b>HUMAN RESOURCES</b>					
Human Resource Director	1.0	1.0	1.0	1.0	-
Deputy Human Resource Director	1.0	1.0	1.0	1.0	-
Benefits Coordinator	1.0	1.0	1.0	1.0	-
Human Resource Coordinator	1.0	1.0	1.0	1.0	-
HR Recruiter - Public Safety	-	1.0	1.0	1.0	-
	<b>4.0</b>	<b>5.0</b>	<b>5.0</b>	<b>5.0</b>	-

# DEPARTMENTAL INFORMATION



## Full-Time Personnel Summary

	<u>2022-23</u> <u>AMENDED</u> <u>BUDGET</u>	<u>2023-24</u> <u>ADOPTED</u> <u>BUDGET</u>	<u>2023-24</u> <u>AMENDED</u> <u>BUDGET</u>	<u>2024-25</u> <u>RECOMMENDED</u> <u>BUDGET</u>	<u>INCREASE</u> <u>(DECREASE)</u>
<b>GENERAL FUND (continued)</b>					
<b>PUBLIC SAFETY</b>					
<b>POLICE DEPARTMENT</b>					
Director of Public Safety/Chief of Police (SWORN)	1.0	1.0	1.0	1.0	-
Assistant Chief of Police (SWORN)	1.0	1.0	1.0	1.0	-
Commander (SWORN)	2.0	2.0	2.0	2.0	-
Lieutenant (SWORN)	3.0	3.0	3.0	3.0	-
Sergeant (SWORN)	10.0	10.0	10.0	10.0	-
Analyst Planner/Office Manager	1.0	1.0	1.0	1.0	-
Accreditation Assistant	-	-	-	0.3	0.3
Communications Shift Leader	4.0	4.0	4.0	4.0	-
Communications Manager	1.0	1.0	1.0	1.0	-
Dispatcher	10.0	10.0	10.0	10.0	-
Executive Assistant to Public Safety	1.0	1.0	1.0	1.0	-
Police Officer (SWORN)	43.0	43.0	43.0	43.0	-
Detective (SWORN)	13.0	13.0	13.0	13.0	-
Police Clerk	6.0	6.0	6.0	6.0	-
Emergency Mngmnt Coord/Fire Accreditation Mgr	1.0	1.0	1.0	1.0	-
Lead Mechanic	1.0	1.0	1.0	1.0	-
<b>FIRE DEPARTMENT</b>					
Assistant Fire Chief	1.0	1.0	1.0	1.0	-
Fire Chief	1.0	1.0	1.0	1.0	-
Fire Marshal	1.0	1.0	1.0	1.0	-
Fire Protection Officer	18.0	18.0	18.0	18.0	-
Fire Lieutenant	4.0	4.0	4.0	4.0	-
Fire Captain	4.0	4.0	4.0	4.0	-
Training Officer	1.0	1.0	1.0	1.0	-
	<b>128.0</b>	<b>128.0</b>	<b>128.0</b>	<b>128.3</b>	<b>0.3</b>
<b>COMMUNITY DEVELOPMENT</b>					
<b>BUILDING DEPARTMENT</b>					
Community Development Director	1.0	1.0	1.0	1.0	-
Community Development Deputy Director	1.0	1.0	1.0	1.0	-
Bond Coordinator	1.0	1.0	1.0	1.0	-
Building Inspector	2.0	2.0	2.0	2.0	-
Code Compliance Officer	4.0	4.0	4.0	4.0	-
Customer Service Representative	1.0	1.0	1.0	1.0	-
Account Clerk	2.0	2.0	2.0	2.0	-
Electrical Inspector	1.0	1.0	1.0	1.0	-
Plumbing Inspector	1.0	1.0	1.0	1.0	-
Mechanical Inspector	1.0	1.0	1.0	1.0	-
Project Coordinator	1.0	1.0	1.0	1.0	-
Plan Examiner	1.0	1.0	1.0	1.0	-
<b>PLANNING DEPARTMENT</b>					
City Planner	1.0	1.0	1.0	1.0	-
Landscape Architect	1.0	1.0	1.0	1.0	-
Planning Assistant	1.0	1.0	1.0	1.0	-
Senior Planner	1.0	1.0	1.0	1.0	-
Planner	2.0	2.0	2.0	2.0	-
	<b>23.0</b>	<b>23.0</b>	<b>23.0</b>	<b>23.0</b>	<b>-</b>



# DEPARTMENTAL INFORMATION


## Full-Time Personnel Summary

	2022-23 AMENDED BUDGET	2023-24 ADOPTED BUDGET	2023-24 AMENDED BUDGET	2024-25 RECOMMENDED BUDGET	INCREASE (DECREASE)
<b>GENERAL FUND (continued)</b>					
<b>DEPARTMENT OF PUBLIC WORKS (DPW)</b>					
<b>ADMINISTRATION</b>					
Public Works Director	1.0	1.0	1.0	1.0	-
Accreditation Assistant	-	-	-	0.3	0.3
Deputy Public Works Director	1.0	1.0	1.0	1.0	-
<b>ENGINEERING DIVISION</b>					
City Engineer	0.5	0.5	0.5	0.5	-
Project Engineer - Private Development	2.0	2.0	2.0	2.0	-
Civil Engineer/Contracts Supervisor	-	-	1.3	1.3	-
Construction Engineer	1.0	1.0	1.0	1.0	-
Project Engineer - Public Infrastructure	1.0	1.0	1.0	1.0	-
Engineer Technician	-	-	1.0	1.0	-
<b>FIELD OPERATIONS DIVISION</b>					
Field Operations Senior Manager	1.0	1.0	1.0	1.0	-
Roadway Asset Manager	1.0	1.0	-	-	-
Heavy Equipment Operator	5.0	5.0	6.0	6.0	-
Light Equipment Operator	6.0	6.0	6.0	6.0	-
Senior Customer Service Representative	2.0	2.0	1.0	1.0	-
Sign Technician	1.0	1.0	1.0	1.0	-
Work Leader	2.0	2.0	2.0	2.0	-
Forester/Contracts Supervisor	-	-	0.25	0.25	-
<b>FLEET ASSET DIVISION</b>					
Fleet Asset Manager	1.0	1.0	1.0	1.0	-
Mechanic	3.0	3.0	3.0	3.0	-
	<b>28.5</b>	<b>28.5</b>	<b>30.00</b>	<b>30.33</b>	<b>0.3</b>
<b>COMMUNITY RELATIONS</b>					
<b>ADMINISTRATION</b>					
Director of Communications	1.0	1.0	1.0	1.0	-
Deputy Director of Communications	-	-	-	1.0	1.0
Community Relations Manager	1.0	1.0	1.0	-	(1.0)
Graphic Design Coordinator	1.0	1.0	1.0	1.0	-
<b>STUDIO 6</b>					
Multi-Media Production Specialist	2.0	2.0	2.0	2.0	-
	<b>5.0</b>	<b>5.0</b>	<b>5.0</b>	<b>5.0</b>	<b>-</b>
<b>ECONOMIC DEVELOPMENT</b>					
Economic Development Director	1.0	1.0	1.0	1.0	-
	<b>1.0</b>	<b>1.0</b>	<b>1.0</b>	<b>1.0</b>	<b>-</b>
<b>TOTAL GENERAL FUND</b>	<b>230.75</b>	<b>231.75</b>	<b>233.25</b>	<b>233.91</b>	<b>0.66</b>

## PARKS, RECREATION & CULTURAL SERVICES FUND


<b>PARKS, RECREATION &amp; CULTURAL SERVICES DEPARTMENT</b>					
<b>ADMINISTRATION</b>					
Director of Parks, Recreation & Cultural Services	1.0	1.0	1.0	1.0	-
Deputy Director of Parks, Recreation & Cultural Services	1.0	1.0	1.0	1.0	-
Account Clerk	1.0	1.0	1.0	1.0	-
Accreditation Assistant	-	-	-	0.3	0.3
<b>RECREATION DEPARTMENT</b>					
Recreation Supervisor	5.0	5.0	5.0	5.0	-
<b>OLDER ADULT SERVICES DEPARTMENT</b>					
Older Adult Account Clerk	1.0	1.0	1.0	1.0	-
Older Adult Social Services Coordinator	1.0	1.0	1.0	1.0	-
Older Adult Manager	1.0	1.0	1.0	1.0	-
<b>TOTAL PARKS, RECREATION &amp; CULTURAL SERVICES FUND</b>	<b>11.0</b>	<b>11.0</b>	<b>11.0</b>	<b>11.3</b>	<b>0.3</b>

# DEPARTMENTAL INFORMATION



## Full-Time Personnel Summary

	2022-23 AMENDED BUDGET	2023-24 ADOPTED BUDGET	2023-24 AMENDED BUDGET	2024-25 RECOMMENDED BUDGET	INCREASE (DECREASE)
<b>TREE FUND</b>					
<b>FORESTRY DEPARTMENT</b>					
Forester/Contracts Supervisor	-	-	0.50	0.50	-
Forester	1.0	1.0	-	-	-
<b>TOTAL TREE FUND</b>	<b>1.0</b>	<b>1.0</b>	<b>0.50</b>	<b>0.50</b>	<b>-</b>
<b>WATER AND SEWER FUND</b>					
<b>WATER AND SEWER DEPARTMENT</b>					
Water & Sewer Financial Manager	0.75	0.75	0.75	0.75	-
City Engineer	0.5	0.5	0.5	0.5	-
Project Engineer - Utilities	1.0	1.0	-	-	-
Water & Sewer Manager	1.0	1.0	1.0	1.0	-
Light Equipment Operator	3.0	3.0	3.0	3.0	-
Maintenance	3.0	3.0	3.0	3.0	-
Senior Customer Service Representative	2.0	2.0	2.0	2.0	-
Water & Sewer Cross Connection Specialist	1.0	1.0	1.0	1.0	-
Water & Sewer Project Coordinator	1.0	1.0	1.0	1.0	-
Work Leader	2.0	2.0	2.0	2.0	-
<b>TOTAL WATER AND SEWER FUND</b>	<b>15.25</b>	<b>15.25</b>	<b>14.25</b>	<b>14.25</b>	<b>-</b>
<b>LIBRARY FUND</b>					
<b>LIBRARY</b>					
Human Resources Specialist	1.0	1.0	1.0	1.0	-
Collections Specialist	1.0	1.0	1.0	1.0	-
Communications Manager	1.0	1.0	1.0	1.0	-
Department Head-Information Services	1.0	1.0	1.0	1.0	-
Department Head-Information Technology	1.0	1.0	1.0	1.0	-
Department Head-Support Services	1.0	1.0	1.0	1.0	-
Facilities Assistant II	1.0	1.0	1.0	1.0	-
Librarian-Early Literacy Specialist	1.0	1.0	1.0	1.0	-
Librarian-Information Services	4.0	5.0	6.0	6.0	-
Librarian-Electronic Services	1.0	1.0	1.0	1.0	-
Librarian-International Services	1.0	1.0	1.0	1.0	-
Library Director	1.0	1.0	1.0	1.0	-
Supervisor-Support Services	4.0	4.0	4.0	4.0	-
Supervisor-Youth & Teen Services	1.0	1.0	1.0	1.0	-
Systems Administrator	1.0	1.0	1.0	1.0	-
<b>TOTAL LIBRARY FUND</b>	<b>21.0</b>	<b>22.0</b>	<b>23.0</b>	<b>23.0</b>	<b>-</b>
<b>TOTAL ALL FUNDS</b>	<b>279.0</b>	<b>281.0</b>	<b>282.0</b>	<b>283.0</b>	<b>1.0</b>



# DEPARTMENTAL INFORMATION

## Department Descriptions, Performance Measures, Goals, & Objectives

The City of Novi has 24 General Fund departments that are accounted for separately within the fund; including the City's contracted legal firm, Novi Youth Assistance, and Historical Commission. There are three departments within the Parks, Recreation, and Cultural Services Fund; one department within the Tree Fund; one department accounted for within the Library Fund; one department within the Water and Sewer Fund; a contractual management company within the Ice Arena Fund; and a contractual management company within the Senior Housing (Meadowbrook Commons) Fund.

### Mayor and City Council (101.00)

#### Overview

The citizens of Novi elect the Mayor (two-year term) and the six members of Council (staggered four-year terms) as their representatives. The City Council has the power to adopt laws, ordinances and resolutions, to approve contracts and agreements, to adopt the budget, to levy taxes, and to set policy. The City Council appoints a City Manager who is accountable for all administrative functions that are not directed by the City Charter or ordinance upon another official.

#### Performance Measures, Goals, and Objectives

##### Objectives

- Continue to provide management with citywide goals and objectives.


##### Goals

- The following are the strategic goals:
  - Operate a world-class and sustainable local government
  - Build a desirable and vibrant community for residents and businesses alike now and into the future
  - Invest properly in being a Safe Community at all times for all people

##### Performance Measures

- FY 2023-24 - Filled the open City Manager position
- FY 2024-25 - Consider applicants for the City Assessor open position

# DEPARTMENTAL INFORMATION



## City Manager (172.00)

### Overview

The City Manager's Office strives to effectively serve the City Council and public through responsible administration of all City affairs as well as demonstrate and promote the highest standard of ethics, professionalism, and integrity throughout the City organization. The City Manager's Office fosters open and transparent communications, actively solicits and incorporates citizen involvement and participation, and achieves outstanding results through partnerships with other service providers in both the public and private sectors. The City Manager's Office demonstrates through words, actions, and policies a commitment to treat all colleagues and citizens with respect, accountability and dignity.

### Performance Measures, Goals, and Objectives

#### Short-term Objectives

- Continue to implement City Council's strategic goals

#### Long-term Goals

- Continue to collaborate with Federal, State, and Local partners to eventually expand Beck Road

#### Performance Measures

##### FY 2022-23


- DONE - Create a sustainability committee that includes residents, businesses, key staff (i.e., public safety, DPW, economic development, emergency manager) to identify long-term opportunities and challenges and develop strategies to address them.
- IN PROGRESS - Continue to pursue and purchase strategic properties in Novi to help preserve community character
- NO LONGER PURSUING (replaced by Public Safety Facility Needs Committee) - Assist with Developing proposals for FS#1 in the next 12 months and bring them to Council for policy discussion & direction on timing and funding mechanism
- IN PROGRESS - Work with the newly created Public Safety Facility Needs Committee to determine the necessary improvements to the City's Police and Fire Facilities
- IN PROGRESS - Engage with the recently created Senior Needs Committee on the services and programs delivered to Novi's senior population

##### FY 2023-24

- IN PROGRESS - Continue to work with the Public Safety Facility Needs Committee to determine the necessary improvements to the City's Police and Fire Facilities
- IN PROGRESS - Continue to engage with the Senior Needs Committee on the services and programs delivered to Novi's senior population

##### FY 2024-25

- Explore funding options for proposed capital initiatives (transformative projects): 12 Mile widening, new public safety facility, ITC Park reconfiguration, facilities to support Older Adult Services and Recreation, and Beck Road widening.



# DEPARTMENTAL INFORMATION

## Financial Services: Finance Department (191.00)

### Overview

The Finance Department provides high quality operational services including accounting, budgeting, debt administration, arbitrage reporting, grant reporting, accounts receivable, payroll, accounts payable, and purchasing. The budget function provides financial planning, evaluation, forecasting and management analysis services in support of City operations. The Finance Department maintains the City's financial records in accordance with City Charter, State law, and generally accepted accounting principles (GAAP) by providing the highest quality, most efficient and cost-effective accounting function. A annual comprehensive financial report is prepared each year in connection with the City's annual audit. The Finance Department also supports all financial aspects of initiatives stemming from the City Manager's Office towards the general promotion of fiscally responsible government.

### Performance Measures, Goals, and Objectives

#### Short-Term Objectives

- Earn the annual Government Finance Officers Association Distinguished Budget Award.
- Earn the annual Government Finance Officers Association Certificate of Achievement for Excellence in Financial Reporting.
- Complete an Annual Comprehensive Financial Report for the City of Novi and achieve an unqualified (clean) opinion.
- Monitor the City's OPEB contributions to ensure the City maintains its fully funded status.

#### Long-Term Goals

- Review staffing levels & assignments/workflow with new staff hiring within the department.
- Review payroll process for DPW for possible migration to real time electronic time sheets.

#### Performance Measures

##### FY 2022-23:

- ONGOING - Direct annual budget savings (the amounts/line items under budget in each department at year-end) toward capital improvements in roads, sidewalks/pathways, parks, city facilities, and/or public safety
- DONE - update Purchasing Policy


##### FY 20223-24:

- ONGOING - Direct annual budget savings (the amounts/line items under budget in each department at year-end) toward capital improvements in roads, sidewalks/pathways, parks, city facilities, and/or public safety
- Done - Implement Michigan Department of Treasury Uniform Chart of Accounts

##### FY 2024-25

- Revise Capital Asset Policy
- Stream line budget process.

# DEPARTMENTAL INFORMATION



## Financial Services: Treasury (253.00)

### Overview

The mission of the Treasurer's Department is to provide extraordinary service to the community through continued professional development and cross-training of our staff, and through credible, proactive and continued improvements to our procedures and technologies. The Treasurer's Department is responsible for all monetary collections on behalf of the City of Novi. Treasury oversees the billing, collection and distribution of City, County, School and State Education taxes and prepares the delinquent tax rolls. The Department prepares all special billings and rolls, collects City receivables, conducts daily banking, and issues dog licenses on behalf of Oakland County. The financial services for the Water and Sewer Division are provided by the Department including billing and collection of water and sewer usage; calculation, invoicing and collection of capital charges; administration of monitoring agreements; and the distribution and reconciliation of payback agreements. The Department is also responsible for investing public funds in a manner consistent with the City's Investment Policy with the primary focus and order of priority on security, risk and then yield.

### Performance Measures, Goals, and Objectives

#### Short-Term Objectives

- Ensure the safety of City funds by working with bank financial experts to incorporate programs consistent with our investment policy principles of safety, liquidity and yield.
- Maintain approximately \$104 million (as of January 31, 2024) in cash and investments including post-retirement health care funding by balancing interest rate risk and concentration of risk.

#### Long-Term Goals

- Review of remote payment/direct billing process to increase ease for customers paying all bills

#### Performance Measures

##### FY 2022-23:

- ONGOING - Review of banking relationship with current vendors to ensure all existing services are necessary and related fees are reasonable
- ONGOING - Explore possible overall investment agent to assist with security and overall return to City investments


##### FY 2023-24:

- ONGOING—Review of banking relationship with current vendors to ensure all existing services are necessary and related fees are reasonable
- ONGOING—Explore possible overall investment agent to assist with security & overall return to City investments
- IN PROGRESS—Examine possible banking services to assist with efficiencies & security of funds

##### FY 2024-25:

- Review of banking relationship with current vendors to ensure all existing services are necessary and related fees are reasonable
- Explore possible overall investment agent to assist with security and overall return to City investments





# DEPARTMENTAL INFORMATION

## City Clerk (215.00)

### Overview

The City Clerk's Office is responsible for administering all elections in accordance with State and Federal law. The City Clerk and Deputy Clerk are accredited by the Secretary of State under Michigan election law to conduct training for precinct inspectors appointed to serve in the polls at Local, School, County, State, and Federal elections. The City Clerk is certified as a Michigan Professional Municipal Clerk, Level II in accordance with the standards set by the Michigan Municipal Clerks Association. The City Clerk is also certified as a Master Municipal Clerk through the International Institute of Municipal Clerks. As the City's "Official Record keeper", the Clerk's office is responsible for document storage and retrieval of contracts, agreements, leases, bids, deeds, easements, City Code amendments and minutes of City Council and all Boards and Commissions.

We respond to requests for public records in accordance with the Freedom of Information Act (FOIA) daily and maintain and produce documents that enable transparency of local government for the public. The City Clerk attends all City Council Regular, Special, Ad Hoc and Budget meetings. Staff coordinates with all departments in the preparation of electronic Council packets. The Clerk's office posts and publishes notices of meetings, public hearings, zoning map amendments, and adopted ordinances in accordance with the Open Meetings Act. All meeting actions are recorded, transcribed, and maintained in the Clerk's Office. The City Clerk's Office also produces and tracks agreements approved by City Council. The City Clerk's Office reviews and maintains the City's Property and Liability Insurance. The City Clerk's Office processes liquor license applications, ordinance amendments and resolutions adopted by City Council, issuing permits and licenses for auctioneers, massage business licenses, pawnbroker, peddlers, and non-commercial solicitor permits, precious items dealers, and outdoor gathering permits. The City Clerk's Office provides notary services at no charge to residents. We are certified as a National passport acceptance agency and provide passport photo service on a daily basis.

### Performance Measures, Goals, and Objectives


#### Short-term Objectives

- Conduct elections in accordance with State of Michigan election law, receive certification from County Board of Canvassers and audits by State of Michigan Bureau of Elections.
- Receive, route & provide response documents for FOIA (Freedom of Information Act) requests.
- Accept & process Passport applications & Passport Photos. Process & issue licenses & permits.

#### Long-term Goals

- Reorganize department to improve workflow and customer service especially during busy election periods. Department reorganization will include reconstruction of actual physical layout.

# DEPARTMENTAL INFORMATION



## Performance Measures

FY 2022-23:

- DONE - Generate additional boards and commissions to foster sustained engagement with City Staff and convert the Older Adult Services and Cultural Arts Advisory Boards into Council appointed bodies with specific terms and appointment processes
- IN PROGRESS - Complete Recodification
- POSTPONED- Assist with City Clerk Department Renovation

FY 2023-24:

- IN PROGRESS - Complete Recodification
- IN PROGRESS - Implement and administer all changes to election law as outlined in Proposal 22-2
- IN PROGRESS - Create an education program to inform voters of new election laws

FY 2024-25:


- Continue to education and inform voters of new election laws

Operating indicators included in the Statistical and Glossary section.

## **Integrated Solutions (IS): Technology (228.00)**

### **Overview**

The City of Novi Integrated Solutions (IS): Technology Department's mission is to form and maintain sustainable relationships with its business partners, leveraging a balance of technology and governance to engineer technology solutions which are citizen-centric, cost-effective, and drive efficient public service delivery throughout the City. The Integrated Solutions (IS) Team maintains a City-wide service delivery focus working in collaboration with all City service areas. The team develops plans and strategies for maximizing business value by making the City's technology resources available to more than 300 full-time/part-time staff, volunteers, and the community at large. IS staff provide project management expertise, application/hardware support, technology procurement guidance, training, enforcement of uniform governance standards, auditing services and cost-benefit analyses for technology alternatives and recommended solutions. The IS Department also maintains the City's location based information services, resources, and products. Locational intelligence is an integral part of emergency service response, utility asset management, community development, capital improvement planning, and recreation programming. The team's expertise enables the design of interactive web mapping resources, provide reverse E-911 system support for over 60,000 landline subscribers, administer asset management systems, and professionally design map products used by the community and staff to communicate how City services are delivered and ordinances are uniformly enforced throughout the community.



# DEPARTMENTAL INFORMATION

## **Performance Measures, Goals, and Objectives**

### Short-Term Objectives

- Maintain effective communication channels w/ City departments & intergovernmental partners
- Constantly identify opportunities to equip the community with technology solutions delivering outstanding public service
- Develop flexible, cost-effective Technology systems for the City including communications, data management, application enhancement/support, and extensible hardware infrastructure
- Provide reliable and secure data center services and support for citywide technology systems
- Provide wide and local area network (WAN/LAN) design and support, including network monitoring and security
- Provide support for hosted internet services as well as desktop support services
- Embrace the virtual City Hall concept providing 24x7 citizen access

### Long-Term Goals


- Design and maintain a network infrastructure that meets the ever-changing connectivity requirements of the organization.
- Continually administer and adapt network security through ever changing best practices to maintain data integrity and compliance.

### Performance Measures

#### FY 2022-23:

- DONE- Personal Computers (PC) Refresh annual program throughout departments
- DONE - Replace Server - Virtual Desktop Servers (VDI) - 5 servers and 2 switches
- IN PROGRESS - Replace Server - BS&A
- DONE - Replace Server - OnBase Production @ Civic Center
- IN PROGRESS - Replace Server - Domain @ Police Dept
- DONE - Replace Server - Domain @ DPW Dept
- IN PROGRESS - Replace Server - SCADA (3) @ DPW Water & Sewer Dept
- DONE - Replace Server - Pipelogics @ DPW Water & Sewer Dept
- IN PROGRESS - Implement OnBase Mobile
- DONE - Replace Firewall - Police
- DONE - Replace Firewall - Police Vehicles

# DEPARTMENTAL INFORMATION



## FY 2023-24:

- IN PROGRESS—Replace Firewall - Network (Civic Center)
- IN PROGRESS—Replace Server - Cameras (Civic Center)
- IN PROGRESS—Replace Firewall - Library
- IN PROGRESS—Replace Firewall - Water Storage Facility
- IN PROGRESS—Replace Server - Camera (Ice Arena)
- IN PROGRESS—Replace Server - Camera (ITC Sports Park storage building)
- Done—Replace Server - Video Storage (Studio 6)
- Done—Replace Firewall - Studio 6
- DONE—Personal Computers (PC) Refresh annual program throughout departments

## FY 2024-25:

- Personal Computers (PC) Refresh annual program throughout departments
- ID Card Readers Replacement - Civic Center
- Firewall Replacement - Hudson Pump Station
- Firewall Replacement - Island Lake Pump Station
- Firewall Replacement - Lanny Lift Station
- Firewall Replacement - Ice Arena

## **Integrated Solutions (IS): Facility Management (265.00)**

### **Overview**

The Integrated Solutions: Facility Management Division provides core operation, maintenance, and strategic planning for city-owned buildings. In addition to maintaining current city-owned buildings, we oversee and manage capital projects further developing city facilities.

The Facilities Management Division delivers these services in a safe, cost-effective, and sustainable manner to support the citizens and employees who use these facilities.


### **Performance Measures, Goals, and Objectives**

#### Short-Term Objectives

- Perform extensive preventive management on city-owned buildings minimizing down time and allowing for safe and constant operation.
- Collaborate with all city departments and outside agencies to coordinate upgrades to city-owned facilities.
- Deliver a modern and innovative office environment.

#### Long-Term Goals

- Deploy sustainable building and energy solutions to lower operating costs.
- Provide project management expertise in the design and construction of capital projects pertaining to city-owned buildings.



# DEPARTMENTAL INFORMATION

## Performance Measures

- NO LONGER PURSUING (replaced by Public Safety Facility Needs Committee) - Develop proposals for FS#1 in the next 12 months and bring them to Council for policy discussion & direction on timing and funding mechanism
- DONE - Hire NEW Seasonal Laborer position
- DONE - Upgrade restrooms - City Hall side(4) @ Civic Center
- DONE - Upgrade LED Lighting (approx. 560) @ Civic Center (excluding Four Quarters in Parks and Recreation, Community Development, & the restrooms that already have LED lighting installed)
- POSTPONED - Replace Flooring - carpet @ OAS Dept
- DONE - Replace Roof @ Fire Station #4
- DONE - Replace Building Generator (including \$8,000 concrete pad) & Generator Tech Solution (GenTracker) @ Police Dept
- DONE - Replace Flooring (epoxy; 8 jail cells) & Paint Walls (8 jail cells) @ Police Department
- DONE - Repair Flooring (tile; 2 restrooms) @ Fire Station #3
- DONE - Install Building Generator Technology Solution (GenTracker) @ FS#1, 2, 3, & 4
- POSTPONED - Renovate Women's Restroom (add Locker Room & Shower) @ Fire Station #1
- POSTPONED - Renovate City Clerk Department
- IN PROGRESS - Assist with City Splash Pad @ Bosco
- IN PROGRESS - Assist with Roof Restoration @ Ice Arena
- IN PROGRESS - Assist with Public Safety Facility Needs Committee


## FY 2023-24:

- IN PROGRESS - Continue to assist with Public Safety Facility Needs Committee
- DONE - Replace Transfer Switch for Building Generator (2 of 2) @ DPW
- DONE - Upgrade LED Lighting (13 fixtures) including ceiling tile replacements @ Gun Range
- DONE - Assist with Sound Dampening Installation @ Lakeshore Park Community Building
- DONE - Upgrade LED lighting (24 fixtures) @ Civic Center
- DONE - Install Overhead Awning @ Gun Range Training Center

## FY 2024-25:

- Building Generator Replacement—Civic Center
- HVAC automation controls replacement—DPW
- HVAC automation controls replacement—Civic Center
- LED Lighting Upgrade (approx. 240 fixtures) - FS #4
- Floor Replacement Fire Station #4 and #5
- Replacement vehicle (replace #501; 2019 Ford Escape)

# DEPARTMENTAL INFORMATION



## Integrated Solutions (IS): Facility Management – Parks Maintenance (265.10)

### Overview

The Integrated Solutions: Facility Management – Parks Maintenance Division's mission is to provide and maintain an exceptional level of service to the residents, customers, volunteers, and visitors to the Novi parks system. The Parks Maintenance team will ensure that concerns are met in a timely and professional manner by working together with contractors, customers, and other departments to provide quality parks and facilities.

The scope of the parks maintenance division includes service to parkland covering 1,419 acres, over 257 acres of conservation land, and community facilities totaling over 26 acres. These parks include amenities such as athletic fields, restrooms, pavilions, common areas, nature trails, and playgrounds.


### Performance Measures, Goals, and Objectives

#### Short-Term Objectives

- Increase the quality of athletic fields, playgrounds, and amenities through cost effective maintenance and by replacing/repairing equipment proactively.
- Reduce flood areas within all parks by installing proper drainage.
- Develop more effective fertilizer and pesticide programs to better maintain turf on all athletic fields within the parks as well as surrounding areas.
- Perform preventive maintenance by conducting inspections of park structures, playgrounds, parks, and municipal grounds ensuring safety, proper operation, and cleanliness.
- Perform reactive maintenance by responding to uncontrollable events and taking prompt action to immediately rectify a park maintenance concern.
- Assist with setup for special events including baseball tournaments, Light up the Night, etc.

#### Long-Term Goals

- Establish a maintenance and replace program for small equipment
- Develop and implement an innovative turf management strategy.
- Provide project management expertise in the design and construction of capital projects pertaining to city owned park land.



# DEPARTMENTAL INFORMATION

## Performance Measures

### FY 2022-23:

- DONE - Replace Zero-turn Mower (#B3; 2006 Toro Z Master)
- DONE - Replace Electric Gator Utility Vehicle (#2; 2004 John Deere Gator HPX 4x4)
- IN PROGRESS - Purchase new Zero Spreader/Sprayer
- IN PROGRESS - Assist with vehicle replacement (#641; 2014 Ford 350)
- DONE - Hire NEW Park Maintenance full-time position
- IN PROGRESS - Assist with City Splash Pad @ Bosco

### FY 2023-24:

- DONE—Replace Zero-turn Mower (#B5; 2007 Toro Z Master)
- IN PROGRESS—Purchase new Utility Trailer & new Portable Two Post Car Lift
- POSTPONED - Field of Honors @ Civic Center, per City Council May 8, 2023
- DONE—Install Heat Trace Wire to Gutters - Lakeshore Park Building
- IN PROGRESS - Purchase new wide area mower

### FY 2024-25:

- Assist with vehicle replacement (#647; 2014 F-350)

## **Assessing Department (257.00)**

### **Overview**

The mission of the Assessing Department is to uniformly and equitably value all taxable real and personal property within the City of Novi. The annual creation of this tax base provides funding for City services and other government functions. The Assessing Department continually works to improve the quality of service to the public and to deliver reliable information in a timely and professional manner.

### **Performance Measures, Goals, and Objectives**

#### Short-term Objectives

- The department continues to provide accurate and useful information to the public through the internet; including digitally sketching buildings and having them available on-line.


#### Long-term Goals

The long-term goals of the City of Novi's Assessing Department is to promote and maintain public trust in the assessment services provided by:

- Complying with the State of Michigan's Audit of Minimum Assessing Requirements (AMAR)
- Ensuring that the mass appraisal methods and procedures employed are in compliance with the requirements of the Uniform Standards of Professional Appraisal Practice and the State Tax Commission's Assessor's Manual
- Communicating assessment practices, valuation records and reports in a clear, meaningful, and transparent manner.



# DEPARTMENTAL INFORMATION



## Performance Measures

### FY 2022-23:

- POSTPONED - Assist with vehicle replacement (#140; 2016 Ford Escape)
- DONE - Assist with Pivot Point equipment purchase (tablets, etc.)

### FY 2023-24

- IN PROGRESS—Assist with vehicle replacement (#140; 2016 Ford Escape)
- ONGOING—Provide the highest quality assessment services of real and personal property
- ONGOING—Provide highest quality professionalism and communication skills to ensure public trust in assessment practices
- ONGOING—Continuously examine best practices to ensure proper administration of land division, exemption and record retention policies

### FY 2024-25:

- Assist with vehicle replacement (#145; 2017 Ford Escape)
- Provide the highest quality assessment services of real and personal property
- Provide highest quality professionalism and communication skills to ensure public trust in assessment practices
- Continuously examine best practices to ensure proper administration of land division, exemption and record retention policies

## **City Attorney, Insurance, and Claims (266.00)**

### **Overview**

The City Attorney represents the City in civil and criminal proceedings and serves as legal advisor to the City, its agencies, and officials and in some instances its employees.


As legal advisor, the City Attorney prepares documents and instruments, drafts ordinances, renders formal and informal opinions, reviews contracts and performs other services as required by law.

City Attorney services are contracted through the firm of Rosati, Schultz, Joppich & Amtsbuechler, P.C. City Attorney legal support extends to City Council, Planning Commission, Zoning Board of Appeals, City Administration, and as needed, City Boards and Commissions. The City Attorney does not provide legal advice to members of the public.

### **Performance Measures, Goals, and Objectives**

- Continue to provide professional legal advice and services to the City





# DEPARTMENTAL INFORMATION

## Human Resources (270.00)

### Overview

The mission of the Human Resources Department (HR) is to provide vision, leadership and guidance while developing a work culture that supports continuous improvement and superior customer service. The department strives to attract, develop & retain a highly qualified, diverse and dynamic workforce.

HR is responsible for providing support to all City Departments by performing the centralized functions of recruitment, selection, testing, on-boarding, training, and staff development. The Department is also responsible for the maintenance and negotiation of various collective bargaining agreements representing six union groups as well as the employment relationship with all non-union employees. The City of Novi HR Department also is responsible for the coordination and administration of the City's various health plans for active and retired employees. The Employee Wellness Program, also managed through the HR Department, was designed to provide employees with opportunities to gain information on how to achieve a healthy work/life balance. Wellness opportunities include Health Risk Assessments, weight management, healthy cooking, smoking cessation, financial wellness and various other wellness-based educational opportunities. Programs are marketed to improve overall health and wellbeing and may include incentive-based workshops and challenges (incentives may include nutrition-based books or educational materials, gift cards, etc.).

The traditional HR functions including compliance with all employment laws such as Equal Employment Opportunity, Fair Labor Standards Act, Family Medical Leave Act, American with Disability Act & the Patient Protection & Affordable Care Act (ACA) are also managed through HR.

### Performance Measures, Goals, and Objectives

#### Short-Term Objectives

- Provide timely guidance and direction to management as well as all employees.
- Assist departments in hiring vacant and new positions
- Continue to provide opportunities for all employees to participate in a variety of wellness workshops and challenges that promote good health and overall wellness, in conjunction with the ACA.

#### Long-Term Goals


- Recruit a more diverse workforce

#### Performance Measures

FY 2022-23:

- ONGOING - Employee retention and planning: (1)develop succession plan for all City department heads and other key leadership roles. (2)review/update our strategy to attract and retain the best employees at all levels of the organization and all departments including competitive levels of pay, benefits, training, developmental and promotional opportunities.
- DONE - Hire NEW Part-Time HR position (dedicated to public safety)

# DEPARTMENTAL INFORMATION



FFY 2023-24:

- ONGOING - Employee retention and planning: (1)develop succession plan for all City department heads and other key leadership roles. (2)review/update our strategy to attract and retain the best employees at all levels of the organization and all departments including competitive levels of pay, benefits, training, developmental and promotional opportunities.

FY 2024-25:

- Employee retention and planning: (1)develop succession plan for all City department heads and other key leadership roles. (2)review/update our strategy to attract and retain the best employees at all levels of the organization and all departments including competitive levels of pay, benefits, training, developmental and promotional opportunities.


## Public Safety: Police Department (301.00)

### Overview

The men and women of the Novi Police Department work toward providing a safe and healthy community for all to enjoy. We embrace and utilize the most innovative programs available; always striving to be on the cutting edge of new technology. Our focus is on problem- and community-oriented policing, which is fully embodied in the Department's mission statement, "Partners with our Community." The Novi Police Department is committed to proactively enhancing the quality of life and reducing the criminal fears of all community members.

The Operations Division responds to all emergencies and other calls for police service with uniform personnel. In addition, this division has primary responsibility for the enforcement of state and local laws and ordinances, traffic enforcement, preliminary case investigations, arresting offenders and prisoner processing.

The Support Services Division consists of the Communications Section, Records Section, and the Investigations Section. The Communications Section receives incoming calls for service, dispatching police, fire and ambulance services for Novi and other regional dispatch consortium members. The City of Novi provides emergency dispatch services for the entire City of Novi as well as for the City of South Lyon. The Records Section is responsible for the storage and retention of all official police and fire documents. The unit is also responsible for all aspects of the police computer system as well as the management and storage of all digital in-car camera media, and the police building, and Firearms Training Center closed circuit monitoring system. The Investigations Section is comprised of detectives who conduct detailed follow-up into all criminal matters and present their findings for criminal prosecution. The Investigations Section is responsible for all crime prevention programs, our undercover a set in surveillance and narcotics, and the School Resource Officer partnership we have with the Novi Community School District.



# DEPARTMENTAL INFORMATION

## **Performance Measures, Goals, and Objectives**

### Short-Term Objectives

- In support of the goals established by City Council, the Novi Police Department continues to pursue State, Federal and local law enforcement agencies to rent the Firearms Training Center.

### Long-Term Goals

- Review staffing of the public safety department and recommend adjustments as needed to ensure the outstanding safety and customer service is maintained in the City.

### Performance Measures


#### FY 2022-23:

- ONGOING - Support accreditation (or re-accreditation) processes for Police, Fire, Dispatch, etc.
- ONGOING - Assist with replacing marked vehicles
- ONGOING - Assist with one Unmarked vehicle replacement purchased for investigations
- DONE - Purchase Drone
- DONE - Replace Rubber Berm @ Gun Range
- DONE- Assist with Building Generator Replacement (including \$8,000 concrete pad) & Generator Technology (GenTracker) @ Police Department
- DONE - Assist with Floor Replace (epoxy) & Paint walls @ Police Department (8 jail cells)
- DONE - Add a Police Officer, two Commanders, and eliminate Assistant Chief of Police position
- IN PROGRESS - Assist with Public Safety Facility Needs Committee
- IN PROGRESS - Purchase In-car Cameras and body cameras

#### FY 2023-24:

- ONGOING—Assist with replacing marked vehicles
- ONGOING—Assist with 2 Unmarked vehicle replacements purchased for investigations
- ONGOING—Support accreditation (or re-accreditation) processes for Police, Fire, Dispatch, etc.
- IN PROGRESS—Assist with replacing 2 motorcycles (#M1 & #M2; Harley Davidsons)
- IN PROGRESS—Assist with Overhead Awning Installation @ Gun Range Training Center
- IN PROGRESS—SRT night goggles
- IN PROGRESS—Continue to assist with Public Safety Facility Needs Committee
- IN PROGRESS—Coordinate the deployment of in-car cameras and body cameras
- IN PROGRESS—Solar stationary speed signs
- IN PROGRESS—Purchase of SRT night goggles
- DONE—Assist with LED Lighting Upgrade (13 fixtures); including ceiling tile replacements @ Gun Range
- DONE—Purchase Rapid Deployment Portable Barricades (16) w/ Trailer
- DONE—Replace Rescue Phone System (aka “throw phone”) - Crisis Negotiation Team
- DONE—Install LPR Stationary System @ Novi Road & I96 (11 cameras includes 1 moveable LPR)

# DEPARTMENTAL INFORMATION



FY 2024-25:

- Assist with replacing marked vehicles (in conjunction with Forfeiture Fund)
- Assist in hiring an accreditation assistant
- Support re-accreditation processes for Police, Fire, Dispatch, etc.
- Continue to assist with Public Safety Facility Needs Committee

*The Forfeiture Special Revenue Fund records all receipts and expenditures relating to Federal, State, Local and OWI, forfeited and legally restricted, funds relating to narcotic trafficking, money laundering, State laws and ordinances.*

Operating indicators included in the Statistical and Glossary section.

## Public Safety: Fire Department (336.00)

### Overview


The Novi Fire Department provides fire protection services as well as Basic Life Support, Fire Prevention & Education Services, and Fire Code and Commercial Inspection Services. The department has oversight and operational responsibility for coordinating and administering a private Advanced Life Support contract with Community Emergency Medical Services (CEMS). The men and women of the Novi Fire Department work in concert with other public and private safety and emergency medical service providers to ensure a safe and efficient service delivery model.

The Novi Fire Department is responsible for providing the community of Novi with life and property protection from fire and other threatening situations. The Department takes pride in providing timely response and effective management of fire control situations, rescue, medical and environmental emergencies. The Department is involved in the enforcement of State laws and City ordinances that relate to fire protection. Inspections of commercial/industrial buildings and multiple dwellings are conducted to determine if buildings comply with Fire Protection Code.

The Novi Fire Department is a combination Department, staffed by full-time, part-time, and paid-on-call members.

The Operations Division responds to all fire, medical emergencies, hazardous material, and service incidents in Novi, as well as mutual aid requests from surrounding communities.

The Training Division provides fire, medical, and related instruction to members of the Department. Fire safety, cardiopulmonary resuscitation training and fire protection education programs are provided to the public.



# DEPARTMENTAL INFORMATION

## Performance Measures, Goals, and Objectives

### Short-Term Objectives

- The Fire Department and Public Safety Administration continue to place considerable emphasis on the recruitment and marketing efforts for paid-on-call firefighter positions.

### Long-Term Goals

- Review and recommend staffing level adjustments, as needed, to ensure the very successful full-time, part-time, and paid-on-call model continues into the future.

### Performance Measures

#### FY 2022-23:

- NO LONGER PURSUING (replaced by Public Safety Facility Needs Committee) - Assist with Developing proposals for FS#1 in the next 12 months and bring them to Council for policy discussion & direction on timing and funding mechanism
- IN PROGRESS - Support accreditation (or re-accreditation) processes for Police, Fire, Dispatch, etc.
- DONE - Assist with roof replacement @ Fire Station #4
- POSTPONED - Assist with renovation of Women's Restroom (add locker room & shower) @ Fire St #1
- DONE - Assist with flooring repairs (tile; 2 restrooms) @ Fire Station #3
- IN PROGRESS - Assist with Engine replacement (#313; 2007 Pierce)
- IN PROGRESS - Assist with Public Safety Facility Needs Committee

#### FY 2023-24:

- IN PROGRESS—Assist with Engine replacement (#322; 2008 Pierce)
- IN PROGRESS—Replace radio system equipment
- IN PROGRESS—Continue to assist with Public Safety Facility Needs Committee
- IN PROGRESS—Building generators; Fire Station #1 and #3
- ONGOING - Support accreditation (or re-accreditation) processes for Police, Fire, Dispatch, etc.
- POSTPONED—Replace Outdoor Sign w/ Electronic Billboard @ Fire Station #4 (including landscaping)


#### FY 2024-25:

- IN PROGRESS—Continue to assist with Public Safety Facility Needs Committee
- Assist with Engine replacement (#334; 2013 HME)
- Assist with LED lighting upgrade; Fire Station #4
- Assist with floor replacement at Fire Station #4 and #5

Operating indicators included in the Statistical and Glossary section.

The operations of the Police and Fire Departments within the General Fund, including payment for personnel-related expenditures and for the purchase of fire trucks, apparatus and equipment is supplemented by the City Charter authorized Public Safety property tax millage.

# DEPARTMENTAL INFORMATION



The Police and Fire Departments support and assist in the coordination of the City events and functions that promote community spirit, volunteer activism, encourage citizen engagement, promote City spirit amongst staff and enhance work culture. Offerings include Annual Police and Fire Awards Ceremony, hosting training for staff as well as citizens and outside agencies, hosting meetings with outside agencies, 911 Recognition Breakfast, Spring for Novi, retirement ceremonies, National Night Out, Faith and Blue, shop with a hero, adopt-a-family, stuff a squad care, Pink car, Sensory Fair, and new hire oath ceremonies. Crime prevention items, light refreshments as well as plaques are purchased as necessary.

## Community Development — Building Department (371.00)

### Overview

The Building Division of the Novi Community Development Department strives as a team to provide exemplary customer service to our residents, businesses, visitors and first responders while assuring the safety of the built environment. Whether assisting a resident with a home deck project or providing review and inspections for a cutting-edge research facility our goal is to support durable, safe, high-quality development that will serve the residents, businesses, and visitors well into the future. As development of new construction products, materials and methods accelerate the knowledge base required for review and inspections continues to grow. The training and continuing education support the City provides remains critical to our mission. Our team works in partnership with other Departments throughout the City and County to assure seamless and efficient support for all projects toward the shared goal of a desirable, diverse, and attractive community.

### Performance Measures, Goals, and Objectives

#### Short-Term Objectives

- Continue development and growth in use of the capabilities of the BS&A Building.Net software including project closeout and workflow.


#### Long-Term Goals

- Implement digital submission, review, and records systems to increase efficiency and service levels

#### Performance Measures

FY 2022-23:

- IN PROGRESS- Implement CD Tech Upgrades (Phase 2) - Electronic Plan Review and Management Web-Based Solutions Software
- DONE - Hire NEW Code Compliance Officer full-time position; focus on property maintenance needs



# DEPARTMENTAL INFORMATION

FY 2023-24:

- IN PROGRESS—Assist with vehicle replacement (#141; 2016 Chevrolet Colorado)
- IN PROGRESS—Assist with vehicle replacement (#138; 2016 Chevrolet Colorado)
- ONGOING—Complete start up/first full year of Neighborhood Property Maintenance Program
- DONE—Complete background permit setup to support future Online application solutions
- DONE—Assist with new vehicle purchase; 2023 Ford F-150

FY 2024-25:

- ONGOING—Complete start up/first full year of Neighborhood Property Maintenance Program
- Assist with vehicle replacement (replace #142; 2016 Chevrolet Colorado)

## Community Development — Planning Department (701.00)

### Overview

The Community Development Planning Department strives daily to apply the vision and goals set by the City Council, Commissions and Boards to the development and transformation of the Novi community. Quality development constructed in accordance with high standards contributed to Novi's ability to weather the recent economic storm better than many similar communities. As economic conditions continue to improve, so does the opportunity to leverage the desirability and stability of the community to attract new businesses and residents with first class development, investment, and job opportunities.

The continuum of planning through physical construction followed by maintenance and redevelopment of the built environment remains a high priority. Development standards need to reflect uses, materials and processes that did not exist a decade ago. Continued implementation of the Non-Motorized Master Plan focuses on pathways and sidewalks to enhance the quality of life for Novi residents and the character of the community, while prioritizing the allocation of funds and other resources for improvements to the non-motorized network. Continuous improvement and refinement of the Zoning Ordinance through amendments while following the and Master Plan recommendations in order to balance the priorities of the residential, development and business communities.

*The Community Development Department continues to work to provide exemplary customer service to our residents, customers and businesses. This often means expending extraordinary effort to assist, guide and support new businesses and developments in the City.*


### Performance Measures, Goals, and Objectives

#### Short-Term Objectives

- Continue development and growth in use of the capabilities of the BS&A Building.Net software including project closeout and workflow.



# DEPARTMENTAL INFORMATION



## Long-Term Goals

- Continue to implement the recommendations of the Master Plan for Land Use

## Performance Measures

### FY 2022-23:

- IN PROGRESS - Assist with vehicle replacement (#143; 2017 Chevrolet Equinox)
- POSTPONED - Woodland Review: comprehensive review - ordinance, incl benchmark against other similar communities.

### FY 2023-24:

- IN PROGRESS—Landscape Design Standards: Update for multiple family residential areas
- IN PROGRESS—Non motorized master plan
- IN PROGRESS—Land Use and Throughfare master plan

### FY 2024-25:

- Continue Land Use and Throughfare master plan

**Department of Public Works — Administration (441.00), Engineering (441.10), Field Operations (441.20), Fleet Asset (441.30), Water & Sewer (536.00), & Forestry (523.00)**

## **Overview**

DPW staff members are committed to responding to and efficiently fulfilling service requests while maintaining the high quality of service that Novi residents expect. DPW's top priority is to provide a safe and healthy environment for the residents and business owners of the community. The department is comprised of dedicated and professional individuals who have a shared goal of ensuring the health, safety and welfare of the community.

## **Department of Public Works — Administration (441.00)**

### **Performance Measures, Goals, and Objectives**


#### Short-Term Objectives

- The Admin Division is primarily responsible for providing direct support to DPW's day-to-day activities.

#### Long-Term Goals

- Pursue and obtain alternative funding options for major road projects on Beck Road & 12 Mile Road
- Evaluate and refresh staff training programs and department policies





# DEPARTMENTAL INFORMATION

## Performance Measures

FY 2023-24:

- DONE - Execute and refresh objectives in Road Report
- DONE - Review and update staff training program
- DONE - Start process of national accreditation for Department of Public Works

FY 2024-25:

- Continue process of national accreditation for Department of Public Works

## **Department of Public Works — Engineering (441.10)**

### **Performance Measures, Goals, and Objectives**

#### Short-Term Objectives

- The Engineering Division performs civil engineering activities involving:
  - 1) Planning, designing and constructing public capital projects
  - 2) Site plan review and oversight of the design/construction of private development projects
  - 3) Coordinating and controlling engineering inspection of public and private construction projects; issuing permits for and inspecting construction in the City's rights-of-way.
  - 4) Providing technical assistance to other DPW divisions and other City departments that need professional civil engineering support.

#### Long-Term Goals


- Improve the City's Infrastructure to maintain a high level of service for all stakeholders
- Maintain and implement a plan for necessary improvements to accommodate future growth and maintenance needs of the City

## Performance Measures

FY 2022-23:

- ONGOING - Annual Neighborhood Rehabilitation, Repaving, and Reconstruction Program
- IN PROGRESS - Assist with GLWA 14 Mile Water Main Transmission Redundancy Route Project - STREET PORTION (Road Restoration along 11 Mile, Meadowbrook, and 13 Mile Roads)
- DONE - 12 Mile Rd Reconstruction (Medina Blvd to City Limits) including sidewalk segments 45 & 178
- IN PROGRESS - Beck Rd Widening (11 Mile Rd to Providence Drive/Central Park Boulevard) - Design
- POSTPONED - West Park Drive Rehabilitation (West Road to Pontiac Trail) including traffic signal modernization at South Lake Drive - Design
- IN PROGRESS - Meadowbrook Road Rehabilitation (10 Mile to 11 Mile Road) - Design
- IN PROGRESS- 9 Mile Road Rehabilitation (Meadowbrook Road to Haggerty Road) - Design
- DONE - Industrial Business Parks Road Rehabilitation (Hudson Drive, Magellan Drive, Humboldt Drive, Desoto Court, Peary Court, and Ryan Court) - Design
- IN PROGRESS - Assist with City Splash Pad @ Bosco
- DONE - Assist with Pedestrian Tunnel Replace (underneath S. Lakeshore Dr) - Lakeshore Park

# DEPARTMENTAL INFORMATION




## FY 2023-24:

- ONGOING - Annual Neighborhood Rehabilitation, Repaving, and Reconstruction Program
- DONE - Industrial Business Parks Road Rehabilitation (Hudson Drive, Magellan Drive, Humboldt Drive, Desoto Court, Peary Court, and Ryan Court) - Construction
- IN PROGRESS - Wixom Road Rehabilitation & Left Turn Lane Addition (10 Mile Road to City Limits) - Construction
- IN PROGRESS - 12 Mile Road Widening (Beck Road to Cabaret Drive) RCOC - Design & ROW
- POSTPONED - Streambank Stabilization - Middle Rouge River (along Rotary Park)
- IN PROGRESS - Basin Repairs @ Orchard Hill Place
- ELIMINATED - Streambank Stabilization - Middle Rouge River (between Novi Rd and Ten Mile Rd)
- IN PROGRESS - Basin Cleanout @ Leavenworth Regional (south of Grand River Ave; west of Meadowbrook Rd)
- IN PROGRESS - Assist with Replace Asbestos-Cement (AC) Water Main
- IN PROGRESS - Assist with Rehabilitation of Huron-Rouge Sewage Disposal System (HRSDS) Interceptor WRC Project
- POSTPONED - Assist with Rehabilitation of Sanitary Sewer @ Meadowbrook Glens Subdivision
- DONE - Assist with Replace Water Main @ Roethel Drive - Construction
- IN PROGRESS - Parking Lot Reconstruct (incl add'l parking spaces near the mountain bike trailhead) - Lakeshore Park
- DONE - Park Improvements (YR2-stone/gravel & natural trails incl playground clearing) - Novi Northwest Park
- IN PROGRESS - City Surveying Benchmarks Update (phase 1 & phase 2)
- POSTPONED - Assist with Parking Lot Maintenance @ Ice Arena

## FY 2024-25:

- Annual Neighborhood Rehabilitation, Repaving, and Reconstruction Program
- Annual Neighborhood Sidewalk Repair Program
- Beck Road widening (11 Mile Road to Grand River Avenue aka Providence Drive/Central Park Blvd) - Construction
- Beck Road (9 Mile to 10 Mile) Rehabilitation - Construction
- 9 Mile Road Rehabilitation (Meadowbrook Road to Haggerty Road) - Construction
- Meadowbrook Road Rehabilitation (10 Mile to 11 mile) - Construction
- Novi Road Rehabilitation (8 Mile to 9 Mile); RCOC cost share
- Streambank Stabilization—Middle Rouge (between Novi Road and Ten Mile Road - Construction)
- Assist with Replace Asbestos-Cement (AC) Water Main Replacement Program
- Assist with water main loop connection—Beck Road (Dunhill subdivision to Casa Loma subdivision)
- Assist with water main loop connection—Southwest (8 & 9 Mile Roads and Napier & Garfield Roads)
- Assist with Ella Mae Power Park asphalt pathways reconstruction



# DEPARTMENTAL INFORMATION

## Department of Public Works — Field Operations (441.20)

### Performance Measures, Goals, and Objectives

#### Short-Term Objectives

- The Field Operations Division plays a key role in optimizing the useful life of many of Novi's infrastructure assets. Field Operations is responsible for road maintenance and repair, snow and ice removal, bridge maintenance, drain maintenance, forestry operations, street light maintenance, implementation of the City's mosquito control program, recycling center operation and maintenance, roadside debris clean-up, community special event support, and traffic control sign fabrication, installation and repair. These operations not only are budgeted within the General Fund but are also budgeted throughout several special revenue funds: Major Street, Local Street, Municipal Street, Tree, and Drain.

#### Long-Term Goals

- Update winter maintenance operation policies and procedure documents
- Enhance procedural and equipment training

#### Performance Measures

##### FY 2022-23:

- ONGOING - Annual Neighborhood Sidewalk Repair Program
- DONE - Install Brine Making System at DPW
- IN PROGRESS - Assist with Single-Axle RDS Body Truck w/ Underbody Scraper & Wing Plow replacement (#619; 2009 International)
- DONE - Assist with replacement of Vehicle w/ Plow -(#693; 2011 Ford F-350)
- DONE - Assist with replacement of Vehicle w/ Plow (#697; 2013 Ford F-350)
- DONE - Assist with replacement of Vehicle w/ Plow (#651; 2014 Ford F-350)
- POSTPONED - Assist with replacement of Vehicle (#146; 2017 Ford Escape)


##### FY 2023-24:

- ONGOING - Annual Neighborhood Sidewalk Repair Program
- Eliminated - Implement Winter Weather Outreach and Operations Esri ArcGIS Application
- IN PROGRESS - Assist with Single-axle RDS body truck with underbody scraper and wing plow (replace #601; 2010 International)
- IN PROGRESS - Assist with replacement of vehicle w/plow (#696; 2013 Ford F-350)
- IN PROGRESS - Assist with replacement of vehicle (#146; 2017 Ford Escape)
- DONE - Assist with entryway sign replacement
- IN PROGRESS - Purchase field retroreflector for sign shop

##### FY 2024-25:

- Annual Neighborhood Sidewalk Repair Program
- Salt dome replacement with pit and conveyor system

# DEPARTMENTAL INFORMATION



## Department of Public Works — Fleet Asset (441.30)

### Performance Measures, Goals, and Objectives

#### Short-Term Objectives

- The Fleet Asset Division is responsible for maintaining the City's fleet, which is made up of over 200 vehicles and pieces of heavy equipment. The fleet is maintained at separate maintenance facilities located at the DPW Building and Police Department Headquarters.

#### Long-Term Goals


- Reduce operating costs and minimize downtime of all assets by performing preventative maintenance work that aligns with the manufacturer recommendations to prevent the possibility of major repairs
- Continue to provide safe and reliable vehicles through means of maintenance and cost of lifecycle analysis for the maximum return on investments when replacing the fleet vehicles or equipment
- Maintain vehicle resale values by keeping the interior and exteriors of the vehicles clean and perform the preventative maintenance on time
- Reduce fossil fuel consumption by purchasing more fuel efficient or alternative fuel vehicles when it is a good fit with operations

#### Performance Measures

FY 2022-23:

Continue to assist departments with light-duty vehicle, heavy equipment, and other equipment purchases, including:

- ONGOING - Annual marked vehicle & unmarked vehicle replacements for police department
- DONE - New Vehicle w/ Plow - Community Development Building
- DONE - New Vehicle w/ Plow - IS Park Maintenance
- DONE - New Vehicle w/ Plow - DPW Water and Sewer
- IN PROGRESS - Replace Single-axle RDS Body Truck with Underbody Scraper and Wing Plow - DPW Field Operations (#619; 2009 International)
- IN PROGRESS - Replace Engine - Fire Department (#313; 2007 Pierce)
- DONE - Replace Vehicle w/ Plow - DPW Field Operations (#693; 2011 Ford F-350)
- DONE - Replace Vehicle w/ Plow - IS Parks Maintenance (#641; 2014 Ford F-350)
- DONE - Replace Vehicle w/ Plow - DPW Field Operations (#697; 2013 Ford F-350)
- DONE - Replace Vehicle w/ Plow - DPW Field Operations (#651; 2014 Ford F-350)
- DONE - Replace Vehicle w/ Plow - DPW Water & Sewer (#733; 2016 Ford F-350)
- POSTPONED - Replace Vehicle - PRCS OAS (#139; 2016 Dodge Grand Caravan)
- IN PROGRESS - Replace Vehicle - CD Building (#143; 2017 Chevrolet Equinox)
- POSTPONED - Replace Vehicle - DPW Field Operations (#146; 2017 Ford Escape)
- POSTPONED - Replace Vehicle - Assessing (#140; 2016 Ford Escape)



# DEPARTMENTAL INFORMATION

## FY 2023-24:

Continue to assist departments with light-duty vehicle, heavy equipment, and other equipment purchases, including:


- ONGOING - Annual marked vehicle and unmarked vehicle replacements for police dept
- IN PROGRESS - Replace Single-axle RDS Body Truck with Underbody Scraper and Wing Plow - DPW Field Operations (#601; 2010 International)
- IN PROGRESS - Replace Engine - Fire Department (#322; 2008 Pierce)
- DONE - Replace 2 motorcycles - Police Department (#M1 & #M2; Harley Davidsons)
- IN PROGRESS - Replace Vehicle - PRCS Older Adult Services (#125; 2017 Ford Transit)
- IN PROGRESS - Replace Vehicle w/ Plow - DPW Fleet Asset (#694; 2013 Ford F-350)
- IN PROGRESS - Replace Vehicle w/ Plow - DPW Field Operations (#696; 2013 Ford F-350)
- IN PROGRESS - Replace Vehicle w/ Plow - DPW Water & Sewer (#734; 2017 Ford F-350)
- IN PROGRESS - Replace Vehicle - City Hall (#147; 2017 Ford Escape)
- IN PROGRESS - Replace Vehicle - CD Building (#141; 2016 Chevrolet Colorado)
- IN PROGRESS - Replace Vehicle - CD Building (#138; 2016 Chevrolet Colorado)
- IN PROGRESS - Replace Vehicle - CD Building (#143; 2017 Chevrolet Equinox)

## FY 2024-25:

Continue to assist departments with light-duty vehicle, heavy equipment, and other equipment purchases, including:

- ONGOING - Annual marked vehicle and unmarked vehicle replacements for police dept
- Replace Engine - Fire Department (#334, 2013 HME)
- Replace Single-axle RDS body truck with underbody scraper & wing plow (#602; 2011 International)
- Replace One-ton dump truck with front plow - (#634; 2013 Ford)
- Replace Vehicle - Fire Captain (replace #339; 2021 Suburban)
- Replace Vehicle - IS Facility Management (#501; 2019 Ford Escape)
- Replace Vehicle - IS Park Maintenance (#647; 2014 Ford F-350)
- Replace Vehicle - Community Development Building (#142; 2016 Chevrolet Colorado)
- Replace Vehicle - DPW Field Operations (#695; 2013 Ford F-350)
- Replace Vehicle - DPW Water and Sewer (#702; 2019 F-350)
- Replace Vehicle—PRCS OAS (#207; 2020 Ford Escape Hybrid)

# DEPARTMENTAL INFORMATION



## Department of Public Works — Water & Sewer (536.00)

### Performance Measures, Goals, and Objectives

#### Short-Term Objectives

- The Water & Sewer Division is responsible for the management of the City's water distribution and sanitary sewage collection systems. Water & Sewer workers operate, maintain, monitor, and control water and sewer pipeline networks, water system pumping stations, sanitary sewage lift stations and pump stations, and water/sewer meters. Maintenance activities include reactive, routine and preventive maintenance services that preserve the useful life of the City's water and sanitary sewer infrastructure assets. All of these activities are accounted for within its own enterprise fund.

#### Long-Term Goals

- Maintain the W&S system to ensure quality and efficient services are provided to all properties served.
- Continue routine and preventative maintenance activities to extend the life of the system.
- Look for opportunities for add'l technology advances to improve system operations and efficiencies.

#### Performance Measures

##### FY 2022-23:


- DONE - Asbestos-Cement (AC) Water Main Replacement Program - Phase 1
- IN PROGRESS - GLWA 14 Mile Water Main Transmission Redundancy Route Project - WATER MAIN PORTION (12" water main along 11 Mile Road from Seeley to Meadowbrook)
- DONE - Hire NEW Light Equipment Operator full-time position
- DONE - Cross Connection Coordinator - convert temp part-time position to permanent part-time
- IN PROGRESS - Water Transmission Main Assessment (PCCP) - Phase 2
- IN PROGRESS - Comprehensive Distribution System Material Inventory- Water Service Line Lead Verification requirement by EGLE
- DONE - Update Sanitary Sewer Master Plan
- DONE - Water Storage Facility Maintenance (inspection of tank and repainting of the inlet and outlet pipping)
- IN PROGRESS - Pressure Reducing Valve (PRV) Cathodic Protection Analysis; \$2,200 at each vault (5 PRV vaults)
- DONE - Assist with replacing Vehicle w/ Plow - DPW Water & Sewer (#733; 2016 Ford F-350)
- DONE - Assist with NEW purchase of Vehicle w/ Plow - DPW Water and Sewer

##### FY 2023-24:

- ONGOING - Asbestos-Cement (AC) Water Main Replacement Program
- IN PROGRESS - Rehab of Huron-Rouge Sewage Disposal System (HRSDS) Interceptor (WRC Project)
- POSTPONED - Rehabilitation of Sanitary Sewer at Meadowbrook Glens Subdivision
- DONE - Replace Water Main at Roethel Drive
- IN PROGRESS - Water Main Condition Assessment (pilot)

Operating indicators included in the Statistical and Glossary section.





# DEPARTMENTAL INFORMATION

FY 2023-24 (continued):

- DONE - Purchase NEW Hydraulic Power Unit and Accessories
- IN PROGRESS- City Surveying Benchmarks Update (phase 1 & phase 2)
- IN PROGRESS - Assist with replacing Vehicle w/ Plow - DPW Water & Sewer (#734; 2017 Ford F-350)

FY 2024-25:

- Asbestos-Cement (AC) Water Main Replacement Program
- Water main loop connection - Beck Road (Dunhill subdivision to Casa Loma subdivision)
- Water main loop connection - Southwest (8 and 9 Mile Roads and Napier and Garfield Roads)
- Sewer main inspection camera replacement
- Replace Vehicle DPW Water and Sewer (702; 2019 F-350)

## Department of Public Works — Forestry (523.00)

### Overview

Forestry provides high quality operational services and contract management including annually: tree planting, tree removals, and tree pruning. Additional services provided by Forestry include forest health diagnostics, tree hazard assessments, resident relations, invasive species removal, natural resources education, and public outreach.

### Performance Measures, Goals, and Objectives

#### Short-Term Objectives

- Tree replacement and maintenance

#### Long-Term Goals

- Analyze value of 40% canopy coverage benchmark
- Update emergency storm response plan; preparing for severe tree damage
- Update tree inventory report

#### Performance Measures


FY 2022-23 and FY 2023-24:

- ONGOING - Annual tree planting program
- ONGOING - Assist with annual neighborhood sidewalk repair program
- IN PROGRESS - Urban Forestry Tree Canopy Assessment and Tree Management Plan Update (up to 40,000 existing trees, planting sites, and stumps)

FY 2024-25:

- Annual tree planting program
- Assist with annual neighborhood sidewalk repair program

# DEPARTMENTAL INFORMATION



## Community Relations: Administration (725.00)

### Overview

The mission of Community Relations is to provide open and thorough communication between the City of Novi and all community members – business and residential. A key element of the efforts is to present a positive image of the City of Novi, internally and externally, through personal, printed, and visual communication, with citizen engagement as an overall goal. The Community Relations team works with citizens, businesses, and City staff to ensure open lines of communication at all times. The team also supports and coordinates City events and functions that promote community spirit, volunteer activism, encourage citizen engagement, and enhance sense of community.

Community Relations additionally leads the Employee Wellness and Engagement Series (EWES) to promote City spirit among employees and enhance work culture. Offerings include, but are not limited to Employee Recognition, Evening of Appreciation, years of service recognition awards, annual picnic, National Employee Appreciation Day, and more.

### Performance Measures, Goals, and Objectives

#### Short-Term Objectives

- Partner with Accuform Printing to produce the Engage publication quarterly, plus a holiday edition, at a reduced cost to the City
- Coordinate the Spring Superhero Showcase (Open House) at the Civic Center
- Coordinate the refreshed Novi Youth Council
- Expand the Employee Wellness and Engagement Series (EWE(s)) to enhance the work culture and overall health and wellness of Novi employees
- Coordinate the annual Evening of Appreciation and State of the City Address
- Manage the City of Novi's presence on X, Facebook, Instagram and NextDoor
- Participate in business ribbon cuttings
- Coordinate the Novi Ambassador Academy for education/training of future community leaders and Novi University for City staff

#### Long-Term Goals

- Effectively engage community members through multiple platforms of communication

#### Performance Measures


FY 2022-23:

- POSTPONED - City WayFinding & Parks Signs over 3 years beginning FY 2023-24
- IN PROGRESS - Expand outreach to the Asian population to help engagement in City happenings, Translate certain events, meetings, publications, etc.

FY 2023-24 and FY 2024-25

- IN PROGRESS—Refresh City WayFinding & Parks Signs over 3 years beginning FY 2023-24





# DEPARTMENTAL INFORMATION

Community Relations: Studio 6 (725.10)

## Overview

Video programming is produced by staff within the Studio 6 department which previously was budgeted within the PEG Cable Special Revenue Fund. The fund was closed as of June 30, 2022 and the expenditures related to providing video services to the City are within this General Fund department as of July 1, 2022.

## Performance Measures, Goals, and Objectives

### Short-Term Objectives

- Community engagement
- Produce video programming

### Long-Term Goals

- Explore partnership opportunities with other government organizations

### Performance Measures

FY 2022-23:

- IN PROGRESS - Gauge other municipal partnership interest in providing video services


FY 2023-24:

- DONE—Construct new studio in former 'storage/dungeon' space near employee entrance.
- IN PROGRESS—Explore options for renovating the Council Chamber experience, including modern video elements

FY 2024-25:

- Explore options for renovating the Council Chamber experience, including modern video elements
- Gauge other municipal partnership interest in providing video services

# DEPARTMENTAL INFORMATION



## Economic Development (728.00)

### Overview

The mission of Economic Development is to aggressively maintain and improve the City's financial base by emphasizing the importance of economic development, redevelopment, and marketing the City as a distinctive and welcoming place to do business.

### Performance Measures, Goals, and Objectives

#### Short-Term Objectives

- Refine economic development & marketing policies & work with local partnerships to focus on business retention & attraction efforts which can further diversify & expand the City's tax base & create local jobs
- Facilitate strong identifiable City regional centers and successful vibrant and attractive commercial centers with unique offerings & focal points that serve as destinations for residents and visitors

#### Long-Term Goals

- Continue to work with the Corridor Improvement Authority Board to redevelop properties in the district and begin to create a sense of "place" for the corridor


#### Performance Measures

FY 2022-23 and FY 2023-24:

- ONGOING—Perform annual visits of the significant international companies located in Novi to offer assistance as needed. In addition, assist potential new developments, as needed, with economic development issues or challenges.
- ONGOING—Engage with the entire business community (Small and large business/corporations) to identify opportunities to support them in the post-pandemic world.
- ONGOING—Facilitate a career fair for small and large businesses to identify talent for businesses based in Novi.

FY 2024-25:

- Perform annual visits of the significant international companies located in Novi to offer assistance as needed. In addition, assist potential new developments, as needed, with economic development issues or challenges.
- Engage with the entire business community (Small and large business/corporations) to identify opportunities to support them in the post-pandemic world.



# DEPARTMENTAL INFORMATION

## Novi Youth Assistance (773.00)

### Overview

A local branch of Oakland County Youth Assistance, Novi Youth Assistance is a nonprofit 501 (c)3 organization made up of a community of volunteers assisted by professional staff whose main goal is providing early intervention programs that offer support and education to families in the community.

SPONSORSHIP: Novi Youth Assistance is supported by a unique tri-sponsorship agreement between Oakland County Circuit Court - Family Division, the City of Novi, and the Novi Community School District.

### Performance Measures, Goals, and Objectives

- MISSION: to strengthen youth and families and to prevent and reduce the incidence of delinquency, neglect, and abuse through community involvement, including:
  - Professional counseling & Referral services - Family Education - Mentoring - Youth Recognition -
  - Skill Building Scholarships - Seasonal Programs

## Historical Commission (803.00)

### Overview

The Historical Commission was commissioned in 1983 on October 20th. Since 1986, the Novi Historical Commission has worked in partnership with the City of Novi, Novi Public Library, educators, and others to provide programs and services concerning the history of our community. The Commission's work includes the development of presentations, exhibits, and events that showcase the over 180 year history of Novi. The Novi Historical Commission is located within the Novi Public Library and offers open office hours in the Local History Room on the first and third Mondays of each month.

### Performance Measures, Goals, and Objectives

#### Short-Term Objectives

- Continue to collect and preserve the history of Novi through the solicitation of donated documents, photographs, and recorded personal experiences

#### Long-Term Goals


- Correct/Develop a Historic Sites Brochure
- Develop a history walk/tour with QR codes
- Develop public speaking talks: Villa Barr, Novi Cemetery Tour, other historic Novi topics

#### Performance Measures

FY 2022-23:

- ONGOING - Utilize historical artifacts to incorporate into the many new developments currently underway within the City
- ONGOING - Annual Projects: Wreaths Across Novi, Tollgate Holiday Lights, history speakers for events at NPL
- COMPLETED - Novi Historical Landmarks brochure is currently being updated
- IN PROGRESS - Novi Road Cemetery sign will be removed, updated and replaced with new sign
- COMPLETED - A Rules and Procedures booklet for the Commission will be completed and kept in the Local History Room
- IN PROGRESS- Gravestones in both cemeteries have been professionally photographed. The data needs to be organized

# DEPARTMENTAL INFORMATION




- IN PROGRESS - The Commission purchased Omeka as a management system for online digital collections. They have begun inputting information into the system

## FY 2023-24:

- ONGOING - Utilize historical artifacts to incorporate into the many new developments currently underway within the City
- ONGOING - Annual Projects: Wreaths Across Novi, Tollgate Holiday Lights, history speakers for events at NPL

## FY 2024-25:

- Utilize historical artifacts to incorporate into the many new developments currently underway within the City
- Annual Projects: Wreaths Across Novi, Tollgate Holiday Lights, bringing in history speakers for events at NPL, City Events such as Superhero Showcase, Document Donation Day, History Room office hours, Genealogy Assistance from Northville
- IN PROGRESS - Gravestones in both cemeteries have been professionally photographed. The data needs to be organized.
- IN PROGRESS - The Commission purchased Omeka as a management system for online digital collections. They have begun inputting information into the system
- IN PROGRESS - Purchasing a new Microfilm Scanner for the Local History Room
- IN PROGRESS - Miniature Project in conjunction with Washtenaw Community College, 3D printing a replica of Matt Moren's Store
- IN PROGRESS - Establishing an Internship funded by the commission in honor of Betty Lang for Graduate students to assist in the Local History Room and at Commission Events



# DEPARTMENTAL INFORMATION

**Parks, Recreation, and Cultural Services: Administration (752.00), Recreation (756.00), & Older Adult Services (757.00)**

## Overview

The mission of Parks, Recreation and Cultural Services (PRCS) is “Provide exceptional park, recreational and cultural opportunities that are diverse and enhance lives.” The vision of PRCS is “To be seen as an essential service whose benefits are recognized and valued in the Novi Community.”

- The Department administers all parks, recreation and cultural services operations, including strategic direction, policy development, older adult services and resource identification. The Department serves as the liaison to the Parks, Recreation & Cultural Services Commission, the Novi Parks Foundation, and also coordinates the Cultural Arts Advisory Board and the Older Adult Advisory Board. There are three divisions within Parks, Recreation & Cultural Services: Administration, Recreation, and Older Adult Services. Revenues and expenditures related to any of these activities are recorded within a special revenue fund separate from the General Fund except (*General Fund contributes funds annually towards capital and senior transportation expenditures within the parks special revenue fund.*)

## Performance Measures, Goals, and Objectives

### Short-Term Objectives

The core values for the Novi Parks, Recreation and Cultural Services Department are: “Innovation, Excellence, Integrity, Inclusion and Environment.” These core values are qualities that shape our culture and define the character of the organization. Core values were identified by staff, community and Park Commissioner input and defined as follows:


- Innovation – Be at the forefront of forming industry standards
- Excellence – Passion to do our best in each moment
- Integrity – Do the right thing the right way
- Inclusion – Provide programming and services for the entire community
- Environment – Protect the environment and educate the community about its value

### Long-Term Goals

- Develop pickleball courts and programs
- Continue to make improvements to parks and facilities addressing accessibility needs (including sensory-inclusive facilities and amenities) in order to meet all current ADA Compliance Standards. Universal design and access will be considered in project planning.
- Complete CAPRA re-accreditation

•

# DEPARTMENTAL INFORMATION



## Performance Measures

### FY 2022-23:

- IN PROGRESS - Park Update Planning - ITC Community Sports Park (per City Council 4/6/22)
- IN PROGRESS - Construct & open a world-class splash pad at Bosco Fields. Funds secured from the activities performed by the Star Family & Novi Parks Foundation will be turned over to the City when completed for naming rights. The City will fund the balance of the development costs.
- DONE - Pedestrian Tunnel Replacement (underneath South Lakeshore Drive) - Lakeshore Park
- POSTPONED - Cemetery Enhancement Project - dirt path improvements
- IN PROGRESS - Assist with replacement of Vehicle - PRCS Older Adult Services (#139; 2016 Dodge Grand Caravan)
- IN PROGRESS - Assist with engaging the recently created Senior Needs Committee on the services and programs delivered to Novi's senior population


### FY 2023-24:

- IN PROGRESS—Assist with Parking Lot Reconstruction (including additional parking spaces near the mountain bike trailhead) @ Lakeshore Park
- IN PROGRESS—Assist with Stone/Gravel and natural trails including playground clearing @ Novi Northwest Park
- IN PROGRESS—install Sound Dampening @ Lakeshore Park Community Building
- IN PROGRESS—Playground installation @ Novi Northwest Park
- IN PROGRESS—Resurface/Reline Tennis Courts @ ITC Park (2 courts) & Rotary Park (2 courts)
- IN PROGRESS—Strategic Community Recreation & Mater Park Plan (MDNR grant requirement)
- IN PROGRESS—Assist with replacement of vehicle - PRCS Older Adult Services (#125; 2017 Ford Transit)
- IN PROGRESS—Assist with Park Improvements (YR2-stone/gravel and natural trails including playground clearing) @ Novi Northwest Park
- IN PROGRESS—Continue to assist with engaging the recently created Senior Needs Committee on the services and programs delivered to Novi's senior population
- IN PROGRESS—Establish a one-time \$250,000 expenditure budget placeholder in fiscal year 2023-24 for additional costs associated with the possible creation of a stand-alone Senior Department within the General Fund funded by General Fund fund balance, per City Council May 8, 2023.
- IN PROGRESS—Cemetery Enhancement Project - dirt path improvements
- IN PROGRESS— Pickelball courts; Wildlife Woods

### FY 2024-25:

- Asphalt pathways reconstruction at Ella Mae Power Park
- Theater upgrade (lighting and stage curtain)

Operating indicators included in the Statistical and Glossary section.



# DEPARTMENTAL INFORMATION

## Library (790.00)

### Overview

Novi Public Library provides the resources and programs to support the educational, cultural, informational and recreational needs of its diverse community. The library supports intellectual freedom and access to information resources for all, while maintaining the privacy of its patrons and providing a safe and secure environment.

### Performance Measures, Goals, and Objectives

#### Short-Term Objectives

- **Library Motto:** Inform. Inspire. Include.

#### Long-Term Goals

- Establish a Foundation/Endowment for the Library
- Increase library cardholders from 25,000 to 35,000 over next 3-5 years

#### Performance Measures

##### FY 2022-23:

- POSTPONED - Renovation project for Teen Area (phase 2 - new signage and furniture)
- POSTPONED (*until Strategic Planning process is completed*) - Renovation project for Youth Area (serving 0-5 years of age)
- IN PROGRESS - Begin process for renewing QSAC (Quality Services Audit Checklist) Standards from Library of Michigan for Library Accreditation. There are 3 phases for approval.
- IN PROGRESS - Develop a Studio space for library guests to create music, podcasts, etc.
- COMPLETED - Launch a new App for guests to access Library information via mobile device
- IN PROGRESS - Engaging with Walled Lake Consolidated School District for Novi residents to have Library access and connections to Lakeshore Lending Library

##### FY 2023-24:


- IN PROGRESS - Begin to analyze the Strategic Planning data and put into action for 2023-2028
- COMPLETED (Survey was completed that showed little interest from the community to add this collection; focusing more on international titles) - Investigate a Vinyl Collection for public use (Classic Rock genre)
- COMPLETED - Update main floor youth area with added shelving and access for STEAM kits
- COMPLETED - Implement a new Comic Book digital collection
- COMPLETED - Added 10th study room space for public use
- IN PROGRESS - Furniture upgrades in youth area and 2nd floor public spaces.
- IN PROGRESS - New software for online Library Calendar and Meeting Room Reservations
- IN PROGRESS - Based on architecture designs, move forward with a possible redesign of the main entrance to eliminate weather element issues in the building

##### FY 2024-25:

- Renovation project for Teen Area (phases 1 & 2 - new signage and furniture)
- Implement the first year of new Strategic Plan with set goals identifying a need for future operational and building funds
- Improve communication tools and processes for internal & external users
- Improve and upgrade various technology components in the building



# DEPARTMENTAL INFORMATION



- Maintenance project for library elevators.
- Introduce a new branding style for library publications; update the Library's Marketing Plan
- Implement a new Customer Service Plan for Library employees.
- Update the Library's Technology Plan

Operating indicators included in the Statistical and Glossary section.

## Ice Arena (570.00)

### Overview

The Novi Ice Arena opened in 1998 to provide ice skating services to Novi residents and other local communities. The facility is self-supporting and strives to generate positive cash flow under contract with Suburban Arena Management – Novi LLC, a third party vendor. The primary customer base is comprised of Novi Youth Hockey Association, The Skating Club of Novi, Learn to Skate, Novi Ice Arena Adult Hockey League, Novi & Northville High Schools and Club Teams, and Recreational Skating Activities (Public Skate, Drop-in Hockey, etc.)

This facility does not have any direct impact on the City's General Fund Budget because all activities are accounted for within its own enterprise fund.

### Performance Measures, Goals, and Objectives

#### Short-Term Objectives

- Offer two NHL-regulation sized ice sheets with seating capacities of 750 and 250, heated viewing areas, pro shop, two cafes, skate rental, and space for meetings and parties
- Offer eight locker rooms, an official room, a figure skating dressing room, and figure skating coaches dressing room

#### Long-Term Goals

- Rebuild the customer-base back to pre-COVID levels to ensure all can enjoy the state of the art Ice Arena facility

#### Performance Measures

##### FY 2022-23:

- DONE - Roof Restoration Project
- POSTPONED - Replace Public Address System (2; one for each rink)
- IN PROGRESS - Replace Smoke/Fire Detection (pyrotronics zone fire alarm control panel)
- NO LONGER PURSUING - LED Lighting Upgrade (upper/lower hallways, service areas, & locker rooms)
- IN PROGRESS - Dehumidification emergency replacement


##### FY 2023-24:

- IN PROGRESS—Replace Zamboni (1 of 2)
- IN PROGRESS—Complete parking lot maintenance (FY 2023-24 & 2024-25)
- IN PROGRESS—Assist with server replacement for cameras

##### FY 2024-25:

- Elevator Machine Room Equipment and Controller/Dispatcher Replacements
- Roof top unit replacements (1 air handler and 3 duck furnaces)





# DEPARTMENTAL INFORMATION

## Senior Housing —Meadowbrook Commons (574.00)

### Overview

Meadowbrook Commons, located on Meadowbrook Road between Grand River Avenue and 10 Mile Road, is a 55+ adult independent living housing community owned by the City of Novi and managed by a contractual management company. The three-story building contains 115 one- and two-bedroom apartments and 60 two-bedroom ranch style condos which surround the outside of the main building. The complex was built to provide market price affordable housing for the older adults in Novi. The complex is also home to the Meadowbrook Activities Center which promotes healthy and active lifestyles that support independence and vitality for adults 55+.

This facility does not have any direct impact on the City's General Fund Budget because all activities are accounted for within its own enterprise fund.

### Performance Measures, Goals, and Objectives

#### Short-Term Objectives

- Offer a pet-free and smoke-free community; including one and two bedroom apartments in a three story main building and two bedroom ranch-style homes
- Offer amenities; including a hair salon, library, computer room, exercise room, comfortable lounge areas, game rooms, and beautifully landscaped inner courtyard
- Install four pickleball courts

#### Long-Term Goals

- Continue providing a state of the art facility for Novi's older adult population as the low cost provider

#### Performance Measures

##### FY 2022-23:

- DONE - Replace Roofs (all 9 ranch buildings)
- DONE - Replace Fire Panel
- POSTPONED - Replace Elevator Cabs (2)
- POSTPONED - Replace Hallway Furnaces (4)
- DONE - Parking Lot Crack Fill/Sealcoat Maintenance
- DONE - Replace pond fountain and aerator
- DONE - Add additional benches in the community and gazebo near the pond


##### FY 2023-24:

- IN PROGRESS—Replace windows @ main building
- IN PROGRESS—Replace windows @ ranches
- IN PROGRESS—Replace air conditioning units (98) @ main building
- IN PROGRESS— Pickleball courts (4)

##### FY 2024-25:

- Replace air conditioning units (98) - MC Main Building
- Hallway furnace replacement

# STATISTICAL INFORMATION & GLOSSARY



## About the City of Novi

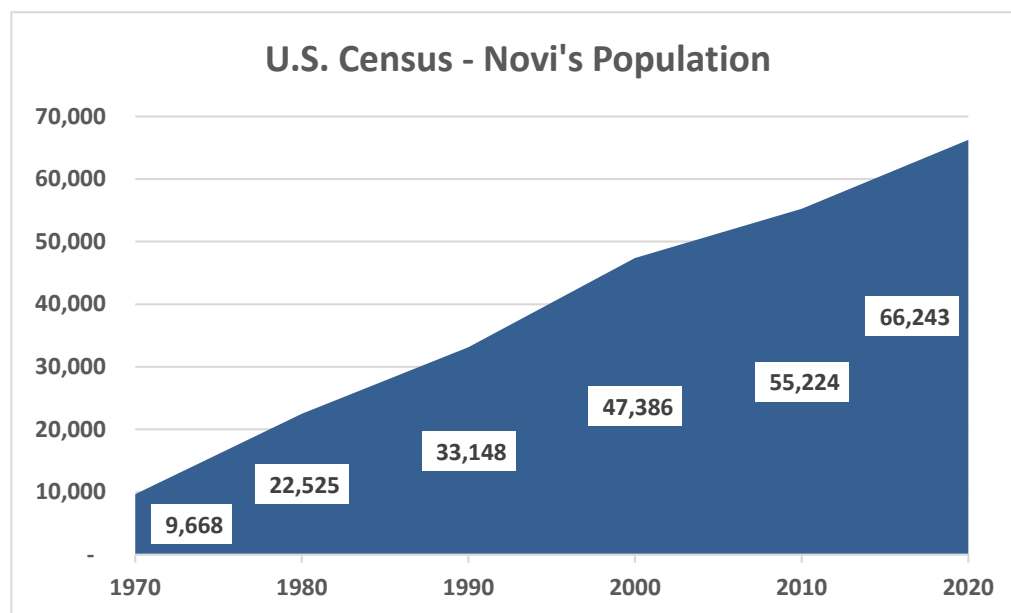
The City of Novi encompasses an area of approximately 31.6 square miles or 20,417 acres and is about thirty miles northwest of downtown Detroit, in the southern portion of Oakland County. The City surrounds about two-thirds of Walled Lake, and the gently rolling topography of the area has made the City one of the most attractive places in Michigan to live.

The City of Novi is governed by a seven-member City Council under the Council/Manager form of government. A full range of City services are provided including police, fire, parks, recreation, forestry, library, planning and zoning, building and engineering, and various maintenance services. In addition to the usual City services, Novi offers a senior citizen housing facility, Meadowbrook Commons, and an Ice Arena.

Since its original settlement and incorporation in February, 1969, the City has seen remarkable changes. Once a stand-alone settlement, Novi now finds itself in the heart of the Detroit Metropolitan region. Novi's location at the crossroads of several major transportation routes has thrust the City into a period of unprecedented growth and development. Novi is presently home to prestigious schools, quality residential neighborhoods, a thriving retail and high-tech economy, and beautifully preserved natural areas. Novi has indeed changed and the change has been dramatic.


The 2020 Census estimates Novi's population as 66,243.

*Note for City of Novi : Incorporated as of the 1970 Census from Village of Novi. Population numbers prior to 1970 are of the village. The Village of Novi was incorporated in 1958 from the majority of Novi Township. Population numbers not available before 1960 as area was part of Novi Township.*



U.S. Census	
<u>Year</u>	<u>Population</u>
1970	9,668
1980	22,525
1990	33,148
2000	47,386
2010	55,224
2020	66,243

Source: U.S. Census Bureau.



# STATISTICAL INFORMATION & GLOSSARY

## Points of Interest

The Erie Canal was opened in 1825 at the same time the City of Novi was settled, drawing settlers from the east coast to Michigan.

Farming was the principal land use activity in Novi in the early days, but by 1830, there were enough families to support small businesses at the intersection of Novi Road and Grand River Avenue, known as Novi Corners.

In the 1850's, Grand River Avenue provided a connection from Lansing to Detroit, passing through the heart of Novi.

In the 1950's, the Interstate Highway System divided Novi with the construction of I-96. This freeway allowed fast access to Detroit and took "through commuters" off the Grand River Avenue corridor.


As early as 1959, the Village of Novi was considering becoming a city, although Novi did not incorporate as a city until 1969.

Twelve Oaks Mall, located at Interstate Highway 96 and Novi Road, houses nearly 180 retailers, specialty shops, restaurants and stores on over 1,687,781 square feet.

The Novi School District is comprised of 1 high school, 1 middle school (7-8), 1 upper elementary school (5-6), and 5 elementary schools (K-4). An instructional Technology Center links the 5<sup>th</sup> grade house and the 6<sup>th</sup> grade house of Novi Meadows. (The majority of students residing within the City of Novi attend Novi Community Schools.)

The City of Novi is served by four school districts: Northville Public School District, Novi Community School District, South Lyon Community School District, and Walled Lake Consolidated School District.

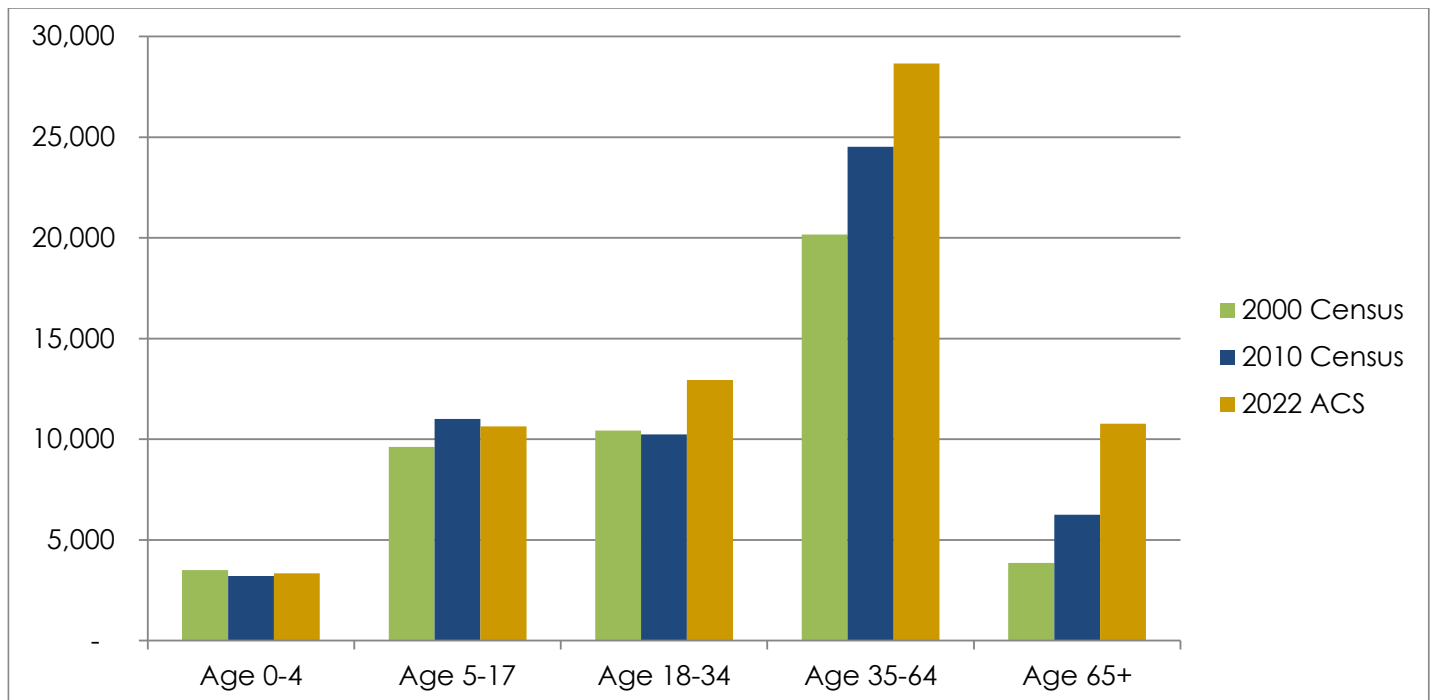
# STATISTICAL INFORMATION & GLOSSARY



## Population


Approximately 43% of Novi's residents are 35 to 64 years old and 16% represents anyone 65 and over. The median age for Novi is 42.3 years.

AGE GROUPS	2022 ACS		2010 Census		2000 Census	
	Est	%	Est	%	Est	%
Age 0-4	3,345	5%	3,204	6%	3,506	7%
Age 5-17	10,643	16%	11,006	20%	9,621	20%
Age 18-34	12,948	20%	10,245	19%	10,428	23%
Age 35-64	28,661	43%	24,521	44%	20,168	42%
Age 65+	10,778	16%	6,248	11%	3,856	8%
<b>Total Population</b>	<b>66,375</b>	<b>100%</b>	<b>55,224</b>	<b>100%</b>	<b>47,579</b>	<b>100%</b>



Source: U.S. Census Bureau - AND - 2022 American Community Survey 1-Year Estimates.

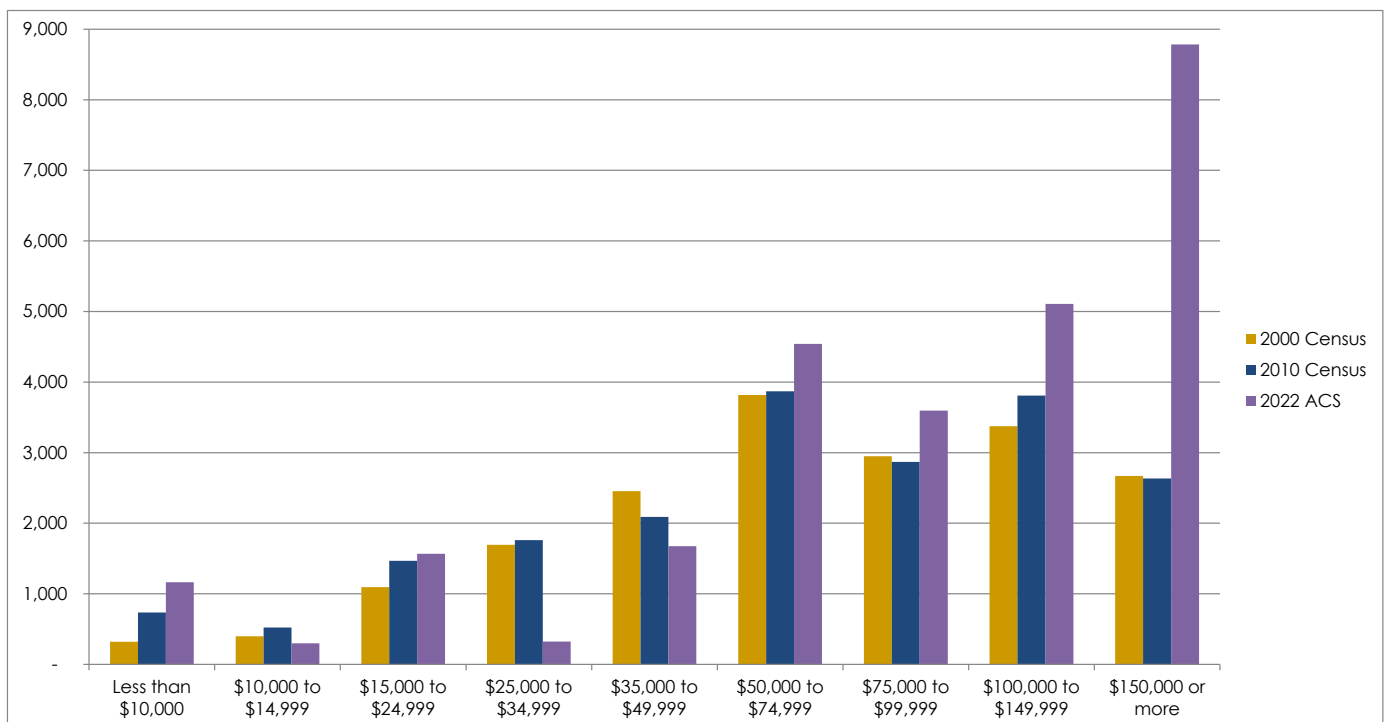
*The American Community Survey shows how we live—our education, housing, jobs, and more. The American Community Survey provides information about the social and economic needs of your community every year. The census is conducted every ten years to provide an official count of the entire U.S. population to Congress.*



# STATISTICAL INFORMATION & GLOSSARY


## Income Characteristics

INCOME CATEGORIES	2000 Census		2010 Census		2022 ACS	
	Est	%	Est	%	Est	%
Less than \$10,000	321	2%	735	4%	1,162	4%
\$10,000 to \$14,999	399	2%	523	3%	297	1%
\$15,000 to \$24,999	1,095	6%	1,468	7%	1,568	6%
\$25,000 to \$34,999	1,695	9%	1,761	9%	324	1%
\$35,000 to \$49,999	2,454	13%	2,088	10%	1,676	6%
\$50,000 to \$74,999	3,818	20%	3,868	20%	4,541	17%
\$75,000 to \$99,999	2,948	16%	2,868	15%	3,595	14%
\$100,000 to \$149,999	3,374	18%	3,808	19%	5,108	19%
\$150,000 or more	2,670	14%	2,633	13%	8,784	33%
<b>Total Households</b>	<b>18,774</b>	<b>100%</b>	<b>19,752</b>	<b>100%</b>	<b>27,029</b>	<b>100%</b>

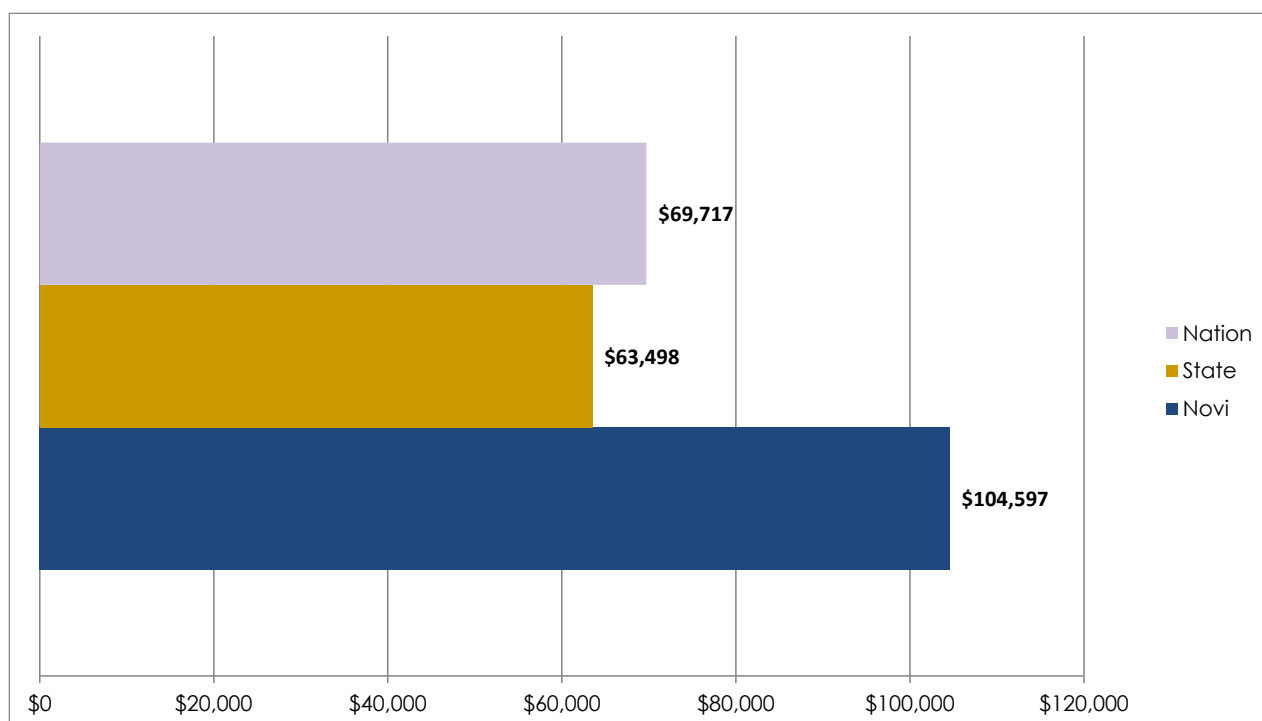


Source: U.S. Census Bureau - AND - 2022 American Community Survey 1-Year Estimates.


# STATISTICAL INFORMATION & GLOSSARY



INCOME CATEGORIES	<u>2022 ACS</u>	<u>2022 ACS</u>	<u>2022 ACS</u>
	Novi	State	Nation
<b>Median household income (dollars)</b>	<b>\$104,597</b>	<b>\$63,498</b>	<b>\$69,717</b>
Less than \$10,000	1,162	233,118	7,142,901
\$10,000 to \$14,999	297	163,592	4,805,224
\$15,000 to \$24,999	1,568	310,824	8,831,223
\$25,000 to \$34,999	324	331,273	9,480,578
\$35,000 to \$49,999	1,676	490,775	13,896,189
\$50,000 to \$74,999	4,541	715,714	21,039,090
\$75,000 to \$99,999	3,595	539,853	16,623,479
\$100,000 to \$149,999	5,108	666,636	21,818,316
\$150,000 to \$199,999	3,243	306,735	11,298,771
\$200,000 or more	5,541	331,273	14,935,157
<b>Total households</b>	<b>27,029</b>	<b>4,089,794</b>	<b>129,870,928</b>



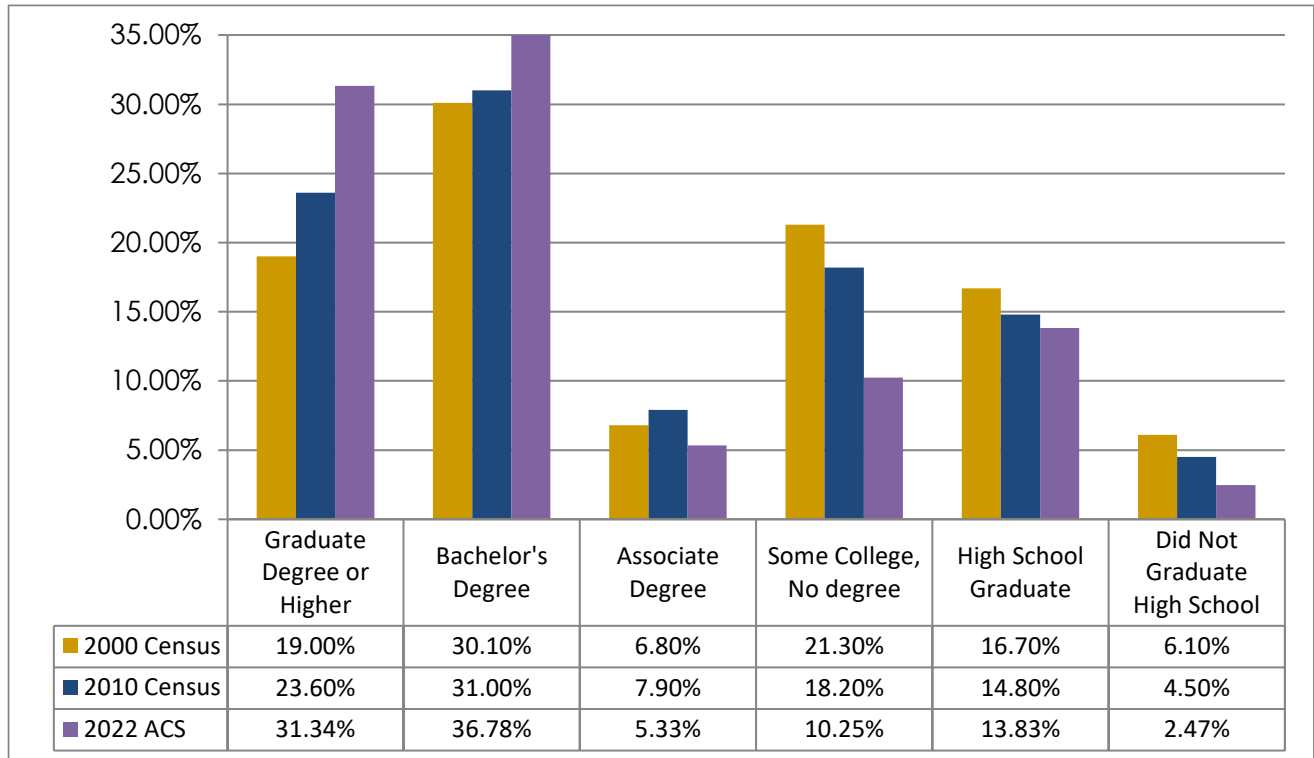
Source: U.S. Census Bureau - AND - 2022 American Community Survey 1-Year Estimates.



# STATISTICAL INFORMATION & GLOSSARY

## Education Level


Approximately 98% of Novi's residents have at least some college education. Only 2% are not high school graduates.



EDUCATIONAL ATTAINMENT POPULATION AGE 25 YRS & OLDER	2022 ACS		2010 Census		2000 Census
	% of Population	Percentage Point Change 2010-2020	% of Population	Percentage Point Change 2000-2010	% of Population
<b>City of Novi, MI</b>					
Graduate / professional degree	31.34%	7.74%	23.60%	4.60%	19.00%
Bachelor's degree	36.78%	5.78%	31.00%	0.90%	30.10%
Associate's degree	5.33%	-2.57%	7.90%	1.10%	6.80%
Some College, No Degree	10.25%	-7.95%	18.20%	-3.10%	21.30%
High School Graduate	13.83%	-0.97%	14.80%	-1.90%	16.70%
Did Not Graduate High School	2.47%	-2.03%	4.50%	-1.60%	6.10%

Source: U.S. Census Bureau - AND - 2022 American Community Survey 1-Year Estimates.

# STATISTICAL INFORMATION & GLOSSARY




EDUCATIONAL ATTAINMENT POPULATION AGE 25 YRS & OLDER	<u>2022 ACS</u>		<u>2010 Census</u>		<u>2000 Census</u>
	% of Population	Percentage Point Change 2010-2020	% of Population	Percentage Point Change 2000-2010	% of Population
<b>State of Michigan</b>					
Graduate / professional degree	12.62%	3.02%	9.60%	1.50%	8.10%
Bachelor's degree	19.50%	3.90%	15.60%	1.90%	13.70%
Associate's degree	9.66%	1.26%	8.40%	1.40%	7.00%
Some College, No Degree	21.94%	-2.26%	24.20%	0.90%	23.30%
High School Graduate	28.12%	-2.78%	30.90%	-0.40%	31.30%
Did Not Graduate High School	8.16%	-3.14%	11.30%	-5.30%	16.60%

EDUCATIONAL ATTAINMENT POPULATION AGE 25 YRS & OLDER	<u>2022 ACS</u>		<u>2010 Census</u>		<u>2000 Census</u>
	% of Population	Percentage Point Change 2010-2020	% of Population	Percentage Point Change 2000-2010	% of Population
<b>Nation</b>					
Graduate / professional degree	14.05%	3.65%	10.40%	1.50%	8.90%
Bachelor's degree	21.61%	3.91%	17.70%	2.20%	15.50%
Associate's degree	8.80%	1.20%	7.60%	1.30%	6.30%
Some College, No Degree	19.09%	-2.21%	21.30%	0.30%	21.00%
High School Graduate	26.08%	-2.42%	28.50%	-0.10%	28.60%
Did Not Graduate High School	10.37%	-4.13%	14.50%	-5.20%	19.70%

Source: U.S. Census Bureau - AND - 2022 American Community Survey 1-Year Estimates.





# STATISTICAL INFORMATION & GLOSSARY

## Housing Characteristics


City of Novi has 29,611 total housing units and about half of those are one-family detached units.

STRUCTURE TYPE	2022 ACS		2010 Census		2000 Census	
	Estimate	Percentage	Estimate	Percentage	Estimate	Percentage
One-Family Detached	14,763	50%	12,015	50%	10,059	51%
One-Family Attached	4,600	16%	2,604	11%	1,938	10%
Two-Family / Duplex	384	1%	40	0%	95	0%
Multi-Unit Apartments	8,345	28%	8,172	34%	5,947	30%
Moble Homes	1,519	5%	1,238	5%	1,684	9%
Other Units	-	0%	-	0%	-	0%
<b>Total Housing Units</b>	<b>29,611</b>	<b>100%</b>	<b>24,069</b>	<b>100%</b>	<b>19,723</b>	<b>100%</b>

HOUSING TENURE	2022 ACS		2010 Census		2000 Census	
	Estimate	Percentage	Estimate	Percentage	Estimate	Percentage
<b>Owner Occupied Units</b>	17,372	59%	14,978	62%	13,734	70%
<b>Renter Occupied Units</b>	9,657	33%	7,280	30%	5,418	27%
<b>Vacant Units</b>	2,627	8%	1,968	8%	925	3%
<b>Total Housing Units</b>	<b>29,656</b>	<b>100%</b>	<b>24,226</b>	<b>100%</b>	<b>19,717</b>	<b>100%</b>
<b>Median Housing Value (in Dollars)</b>	<b>\$418,800</b>		<b>\$318,765</b>		<b>\$236,800</b>	
<b>Median Contract Rent (in Dollars)</b>	<b>\$1,801</b>		<b>\$1,161</b>		<b>\$746</b>	

Source: U.S. Census Bureau - AND - 2022 American Community Survey 1-Year Estimates.

# STATISTICAL INFORMATION & GLOSSARY

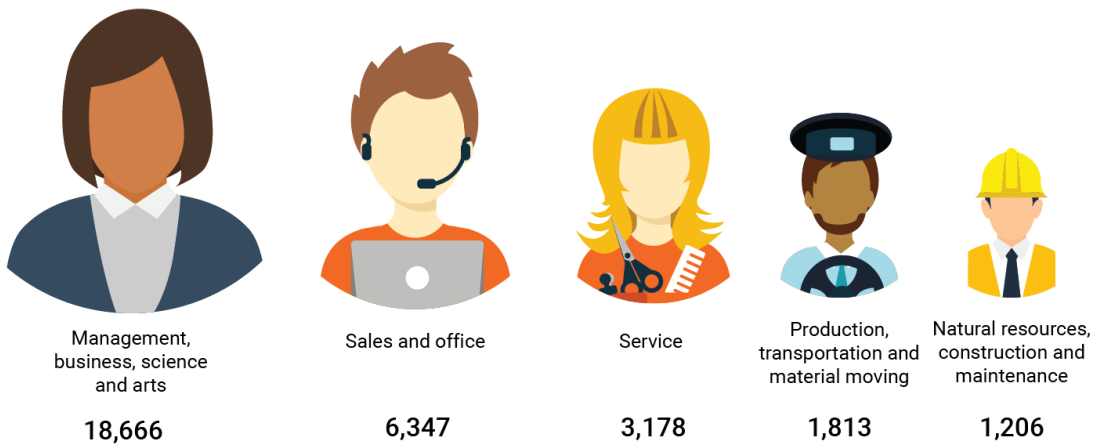


## Industrial Characteristics

The City of Novi is seeing growth in the industrial sector. Flexible industrial space has become the hallmark of the City's industrial parks, which are filling with a variety of uses. Flex space commonly has an office component to support light manufacturing, research and development, or warehousing in the remainder of the building.

## OCCUPATIONS

(employed population 16 and older - estimates)




Source: 2019 American Community Survey 5-Year Estimates

## Commercial – Business Characteristics

Novi has always been known as a source of shopping destinations. With Twelve Oaks Mall, the Novi Town Center, West Oaks I & II, Twelve Mile Crossing at Fountainwalk, Westmarket Square, and the Novi Promenade, shoppers come from throughout the region to shop in Novi.

## Commercial – Office Characteristics

The City initiated a rezoning of over 1,200 acres of privately owned property in several strategic locations throughout the community to a high-technology zoning district called the Office Service Technology District. The rezoning is serving as a catalyst to attract quality, high-tech businesses looking to locate within Michigan.

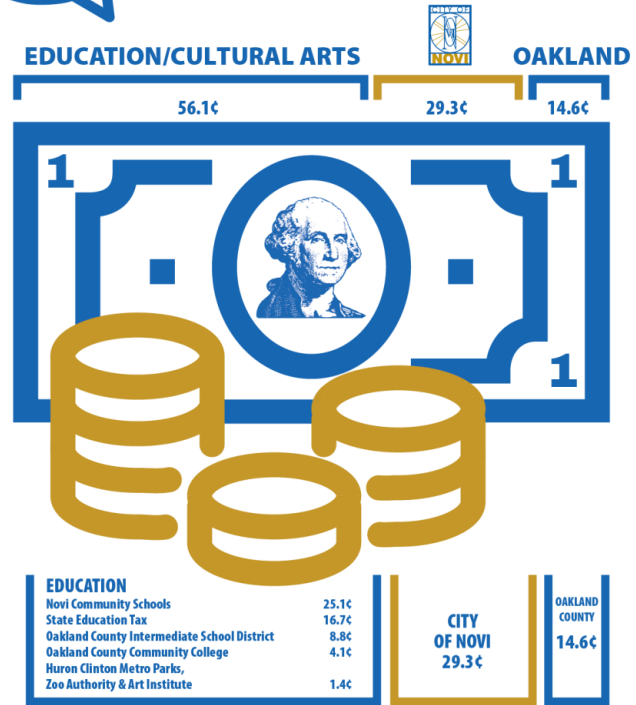


# STATISTICAL INFORMATION & GLOSSARY

## City Millages

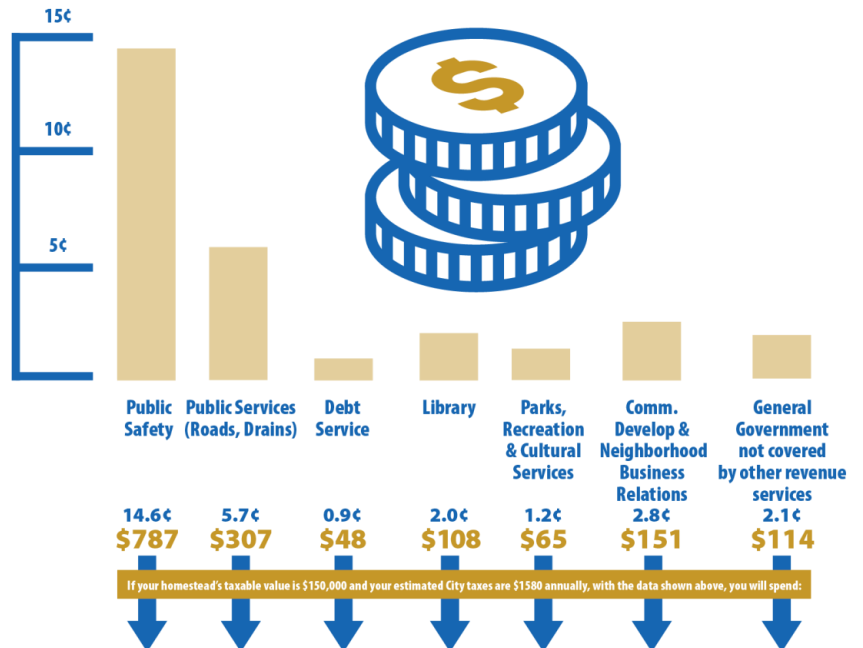
The City is the fiduciary for the collection of taxes for Novi, Northville, South Lyon, and Walled Lake School Districts; the related transfer districts; as well as for the State Education Tax, Oakland County, Schoolcraft College, and Oakland County Community College. The photo shows the allocation of your "Property Tax Dollar" (homestead taxpayer).

The City continues to maintain one of the lowest municipal tax rates in Oakland County at 10.5376 mils. Property taxes are expressed in terms of millage with one mil being equal to \$1.00 per thousand dollars of taxable value.



CITY OF NOVI 29.3¢


### CITY OF NOVI 29.3¢



If your homestead's taxable value is \$150,000 and your estimated City taxes are \$1580 annually, with the data shown above, you will spend:

The City of Novi receives 29.3¢ for every property tax dollar paid. The City of Novi's overall taxable values continue to fare relatively well, supported by a diverse tax base of residential and other properties, combined with the new construction.


# STATISTICAL INFORMATION & GLOSSARY



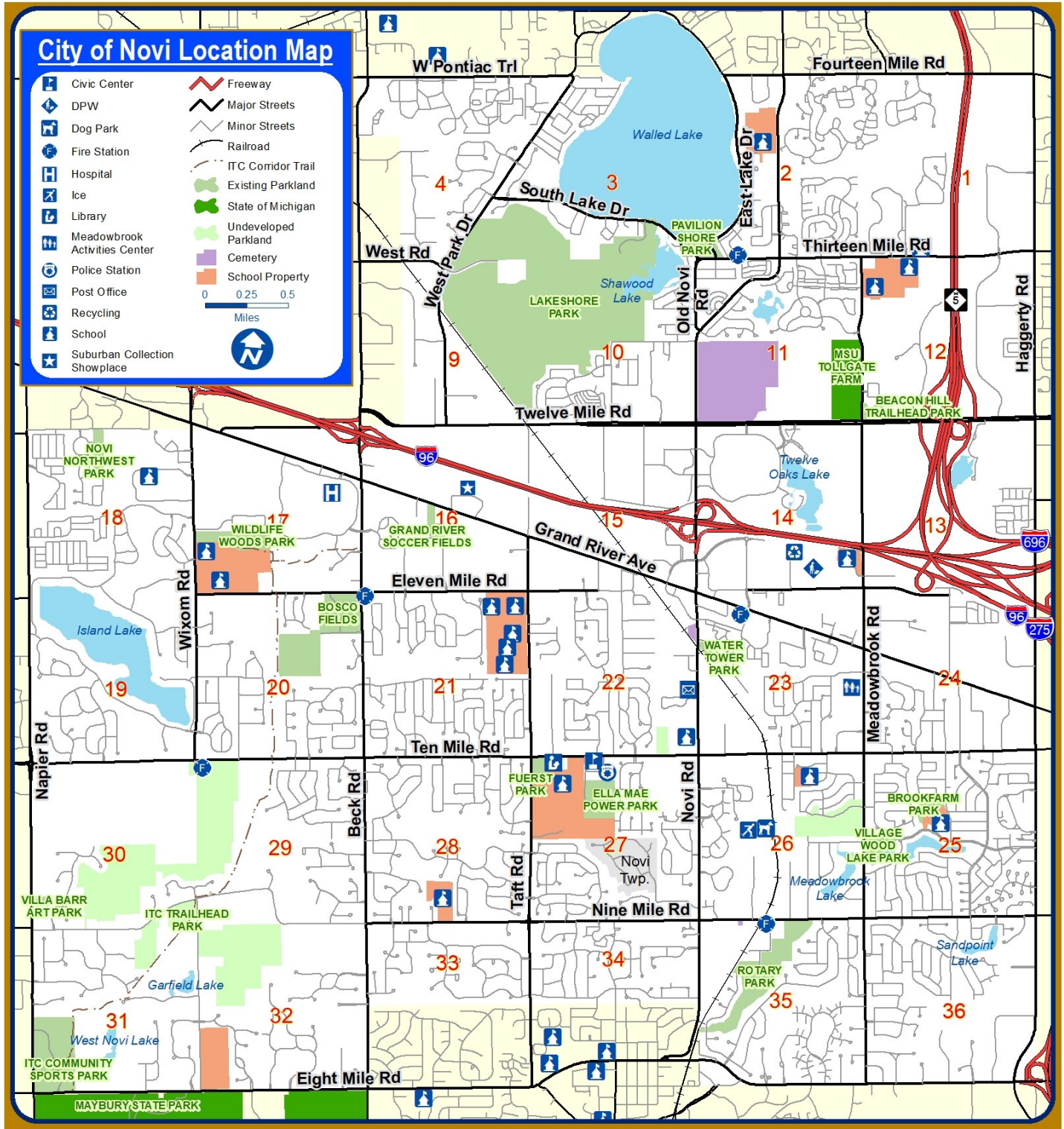
## 2023 Top Ten Property Owners (by Taxable Value)

Rank	Taxpayer	2023 Taxable Value	Percentage of Total
1	Redwood - ERC Novi LLC / Fox Run Village	\$ 70,200,820	1.6%
2	TVO Mall Owner LLC / Twelve Oaks Mall	56,879,690	1.3%
3	Singh Development /Waltonwood	45,480,860	1.0%
4	International Transmission Co	36,612,580	0.8%
5	Providence Hospital	37,860,250	0.9%
6	Detroit Edison	37,283,210	0.8%
7	Occidental Development Ltd.	33,086,230	0.8%
8	Haggerty Corp. / HCP Land LLC	30,820,970	0.7%
9	TBON LLC (Bowman)	29,490,750	0.7%
10	GR Meadowbrook LLC	22,211,100	0.5%

Source: FY 2022-23 Comprehensive Annual Financial Report; Statistical Section page 183.

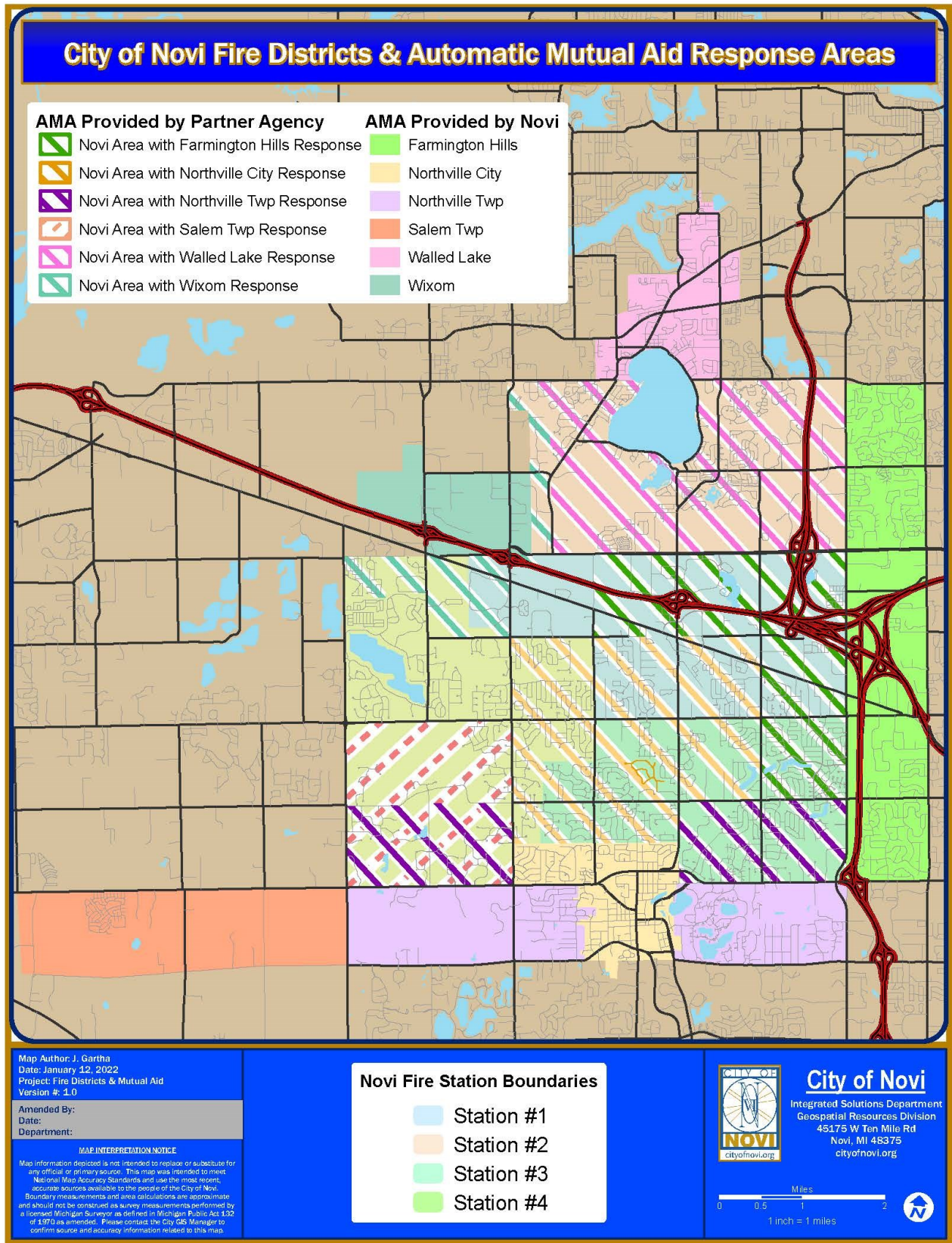




# STATISTICAL INFORMATION & GLOSSARY





# STATISTICAL INFORMATION & GLOSSARY






# STATISTICAL INFORMATION & GLOSSARY

City of Novi and National Comparison: City Demographics for Benchmarking (2022 American Community Survey 5-Year Estimates unless otherwise noted)

	Carlsbad, CA	Cary, NC	Greenville, NC	Lewisville, TX	North Richland Hills, TX	Novi, MI	Olathe, KS	Orland Park, IL	Redmond, WA	Rochester Hills, MI	Rock Hill, SC	Roswell, GA	Average	Standard Deviation	Minimum	Maximum	
City Size (square miles)	39.12	55.44	26.30	42.47	18.20	31.28	60.42	22.27	17.24	32.91	43.16	42.00	35.90	13.22	17.24	60.42	
Population density (people per sq. mile)	2,933	3,154	3,342	2,944	3,852	2,106	2,352	2,620	4,277	2,311	1,718	2,209	2,818	720	1,718	4,277	
City Size (acres)	25,037	35,482	16,832	27,181	11,648	20,019	38,649	14,253	11,034	21,062	27,622	26,880	22,977	8,459	11,034	38,649	
Population density (people per acre)	4.58	4.93	5.22	4.60	6.02	3.29	3.68	4.09	6.68	3.61	2.69	3.45	4.40	1.12	2.69	6.68	
<b>POPULATION</b>																	
2022 ACS 5-Year Estimate	114,745	174,880	87,894	125,028	70,114	65,870	142,114	58,345	73,728	76,041	74,170	92,770	96,308	34,137	58,345	174,880	
2020 Census	114,746	174,721	87,521	111,822	69,917	66,243	141,290	58,703	73,256	76,300	74,372	92,833	95,144	33,233	58,703	174,721	
% Change (2018-2020)	0.9%	7.0%	-4.0%	6.7%	0.2%	11.1%	3.9%	-0.7%	15.9%	3.1%	3.4%	-1.5%	3.8%	5.4%	-4.0%	15.9%	
2018 ACS 5-Year Estimate	113,670	163,266	91,207	104,789	69,800	59,425	135,986	59,100	63,197	74,011	71,903	94,257	91,734	31,401	59,100	163,266	
% Change (2010-2020)	8.9%	29.2%	3.5%	17.3%	10.4%	20.0%	12.2%	3.4%	35.3%	7.5%	12.4%	5.1%	13.8%	9.7%	3.4%	35.3%	
2010 Census	105,328	135,234	84,554	95,290	63,343	55,224	125,872	56,767	54,144	70,995	66,154	88,346	83,438	26,381	54,144	135,234	
% Change (2000-2010)	34.6%	43.1%	39.8%	22.6%	13.9%	16.1%	35.4%	11.1%	19.6%	3.2%	32.9%	11.4%	24%	13%	3.2%	43.1%	
2000 Census	78,247	94,536	60,476	77,737	55,635	47,579	92,962	51,077	45,256	68,825	49,765	79,334	66,786	16,836	45,256	94,536	
% Change (1990-2000)	24.0%	115.6%	34.5%	67.1%	21.2%	44.2%	46.7%	43.0%	26.4%	11.4%	19.5%	65.5%	43%	28%	11.4%	115.6%	
1990 Census	63,126	43,858	44,972	46,521	45,895	32,998	63,352	35,720	35,800	61,766	41,643	47,923	46,965	10,162	32,998	63,352	
<b>DEMOGRAPHICS (2022 American Community Survey 5-Year Estimates)</b>																	
Median Age of Population	42.4	39.4	26.9	34.2	38.7	40.0	36.3	46.6	34.7	40.9	34.5	40.5	37.9	4.8	26.9	46.6	
School Age Children (5 to 19)	Count	23,696	37,010	17,815	23,886	13,393	13,421	33,217	10,522	12,495	15,566	15,180	19,664	19,655	8,022	10,522	37,010
	Percentage	20.7%	21.2%	20.3%	19.1%	19.1%	20.3%	23.4%	18.1%	17.0%	20.5%	20.5%	21.2%	20.1%	1.6%	17.0%	23.4%
16 Years and Over (see employment data)	Count	91,655	137,845	72,745	98,664	56,093	52,334	108,879	48,432	58,620	61,112	59,284	73,584	76,604	26,134	48,432	137,845
	Percentage	79.9%	78.8%	82.8%	78.9%	80.0%	79.5%	76.6%	83.0%	79.5%	80.4%	79.9%	79.3%	79.9%	1.6%	76.6%	83.0%
Senior Citizens (65 & over)	Count	20,446	23,020	8,797	11,266	11,668	9,837	17,940	13,922	8,103	13,635	10,630	13,972	13,603	4,473	8,103	23,020
	Percentage	17.8%	13.2%	10.0%	9.0%	16.6%	14.9%	12.6%	23.9%	11.0%	17.9%	14.3%	15.1%	14.7%	3.9%	9.0%	23.9%
Race - White	Count	85,150	107,467	44,217	67,626	51,982	39,798	115,524	48,803	37,337	58,300	40,583	63,296	63,340	25,239	37,337	115,524
	Percentage	74.2%	61.5%	50.3%	54.1%	74.1%	60.4%	81.3%	83.6%	50.8%	76.7%	54.7%	68.2%	66%	12%	50.3%	83.6%
Race - Black or African American	Count	1,357	14,477	35,218	15,791	4,547	5,312	7,347	2,493	1,620	2,643	28,349	11,035	10,849	10,539	1,357	35,218
	Percentage	1.2%	8.3%	40.1%	12.6%	6.5%	8.1%	5.2%	4.3%	2.2%	3.5%	38.2%	11.9%	11.8%	12.7%	1.2%	40.1%
Race - Asian	Count	11,098	36,530	2,530	17,409	2,500	16,728	5,855	3,068	28,244	10,425	1,174	4,172	11,644	10,782	1,174	36,530
	Percentage	9.7%	20.9%	2.9%	13.9%	3.6%	25.4%	4.1%	5.3%	38.3%	13.7%	1.6%	4.5%	12.0%	10.8%	1.6%	38.3%
Race - Hispanic or Latino (of any race)	Count	19,053	13,701	3,702	35,636	13,878	2,842	16,618	5,635	5,632	3,346	4,454	14,981	11,623	9,170	2,842	35,636
	Percentage	16.6%	7.8%	4.2%	28.5%	19.8%	4.3%	11.7%	9.7%	7.6%	4.4%	6.0%	16.1%	11.4%	7.2%	4.2%	28.5%
% Bachelor's Degree or Higher Attained Population 25 Years and Older	59.5%	70.3%	39.3%	40.1%	35.8%	62.3%	50.9%	43.2%	73.2%	60.0%	33.2%	63.4%	52.6%	13.3%	33.2%	73.2%	
<b>HOUSING (2016 through 2022 American Community Survey 5-Year Estimates)</b>																	
% Owner Occupied Units	61.2%	66.8%	33.3%	41.6%	64.6%	67.9%	73.5%	85.3%	48.7%	77.8%	51.4%	70.2%	61.9%	14.7%	33.3%	85.3%	
Average Family Size	3.04	3.15	2.83	3.26	3.08	3.10	3.21	3.09	3.03	3.08	3.06	3.13	3.09	0.10	2.83	3.26	
Median Household Income (2022 estimate)	\$134,139	\$125,317	\$47,485	\$82,006	\$88,656	\$110,588	\$108,077	\$97,365	\$155,287	\$115,968	\$60,807	\$122,924	\$104,052	\$29,407	\$47,485	\$155,287	
Median Household Income (2021 estimate)	\$119,302	\$113,782	\$44,064	\$71,953	\$80,932	\$100,311	\$100,849	\$89,491	\$147,006	\$106,398	\$55,706	\$111,214	\$95,084	\$27,388	\$44,064	\$147,006	
% Change Household Income (2019-2022)	21.4%	19.7%	16.2%	27.2%	24.7%	12.8%	19.5%	7.8%	17.5%	23.4%	20.5%	23.3%	19.5%	5.1%	7.8%	27.2%	
Median Household Income (2020 estimate)	\$112,933	\$107,463	\$42,612	\$67,026	\$75,563	\$93,943	\$96,548	\$84,676	\$132,770	\$99,666	\$51,874	\$105,913	\$89,249	\$25,037	\$42,612	\$132,770	
Median Household Income (2019 estimate)	\$110,478	\$104,649	\$40,875	\$64,493	\$71,076	\$98,020	\$90,435	\$90,345	\$132,188	\$93,953	\$50,444	\$99,726	\$87,225	\$24,972	\$40,875	\$132,188	
Median Household Income (2018 estimate)	\$107,172	\$101,079	\$37,471	\$63,056	\$68,146	\$92,410	\$85,318	\$88,585	\$123,449	\$90,961	\$46,792	\$93,006	\$83,120	\$23,871	\$37,471	\$123,449	
Median Household Income (2016 estimate)	\$97,145	\$94,617	\$35,069	\$57,549	\$63,537	\$86,193	\$79,691	\$85,580	\$107,341	\$83,507	\$41,291	\$84,959	\$76,373	\$21,401	\$35,069	\$107,341	
% Change Household Income (2016-2019)	13.7%	10.6%	16.6%	12.1%	11.9%	13.7%	13.5%	5.6%	23.1%	12.5%	22.2%	17.4%	14.4%	4.7%	5.6%	23.1%	
Median Home Value (2022 estimate) Owner Occupied Units	\$1,070,500	\$477,400	\$192,900	\$328,300	\$301,200	\$380,200	\$317,900	\$337,800	\$1,026,400	\$359,800	\$232,500	\$479,400	\$458,692	\$275,586	\$192,900	\$1,070,500	
Median Home Value (2021 estimate) Owner Occupied Units	\$901,700	\$404,300	\$163,500	\$254,600	\$250,600	\$336,000	\$273,600	\$296,600	\$864,100	\$313,900	\$187,000	\$408,700	\$387,883	\$232,444	\$163,500	\$901,700	
Median Home Value (2020 estimate) Owner Occupied Units	\$857,300	\$376,600	\$159,400	\$232,800	\$232,200	\$325,500	\$252,900	\$289,000	\$788,500	\$303,800	\$167,600	\$385,800	\$364,283	\$216,462	\$159,400	\$857,300	
% Change Median Home Value (2019-2022) Owner Occupied Units	31.4%	34.0%	19.7%	57.1%	47.8%	18.0%	33.5%	17.4%	46.0%	22.0%	49.2%	27.9%	33.7%	13.0%	17.4%	57.1%	
Median Home Value (2019 estimate) Owner Occupied Units	\$814,700	\$356,400	\$161,200	\$209,000	\$203,800	\$322,100	\$238,100	\$287,700	\$703,000	\$295,000	\$155,800	\$374,700	\$343,458	\$199,063	\$155,800	\$814,700	
Median Home Value (2018 estimate) Owner Occupied Units	\$770,100	\$337,700	\$155,100	\$190,300	\$186,500	\$309,000	\$224,000	\$283,500	\$631,700	\$283,200	\$147,800	\$355,900	\$322,900	\$183,657	\$147,800	\$770,100	
Median Home Value (2016 estimate) Owner Occupied Units	\$674,400	\$309,800	\$148,200	\$161,700	\$160,200	\$266,000	\$201,200	\$273,100	\$525,000	\$247,500	\$136,000	\$315,100	\$284,850	\$155,825	\$136,000	\$674,400	
% Change Median Home Value (2016-2019) Owner Occupied Units	20.8%	15.0%	8.8%	29.3%	27.2%	21.1%	18.3%	5.3%	33.9%	19.2%	14.6%	18.9%	19.4%	7.8%	5.3%	33.9%	


# STATISTICAL INFORMATION & GLOSSARY



City of Novi and National Comparison: City Demographics for Benchmarking (2022 American Community Survey 5-Year Estimates unless otherwise noted)

	Carlsbad, CA	Cary, NC	Greenville, NC	Lewisville, TX	North Richland Hills, TX	Novi, MI	Olathe, KS	Orland Park, IL	Redmond, WA	Rochester Hills, MI	Rock Hill, SC	Roswell, GA	Average	Standard Deviation	Minimum	Maximum
Median Gross Rent (2022 estimate)	\$2,477	\$1,538	\$933	\$1,455	\$1,465	\$1,584	\$1,229	\$1,396	\$2,299	\$1,497	\$1,193	\$1,619	\$1,557	\$416	\$933	\$2,477
Median Gross Rent (2021 estimate)	\$2,243	\$1,392	\$869	\$1,308	\$1,271	\$1,428	\$1,138	\$1,340	\$2,172	\$1,402	\$1,098	\$1,447	\$1,426	\$384	\$869	\$2,243
Median Gross Rent (2020 estimate)	\$2,054	\$1,312	\$823	\$1,228	\$1,209	\$1,352	\$1,070	\$1,203	\$2,009	\$1,311	\$1,017	\$1,361	\$1,329	\$348	\$823	\$2,054
% Change Median Gross Rent (2019-2022)	22.3%	23.4%	13.9%	20.2%	25.8%	17.6%	20.6%	13.2%	19.2%	16.3%	23.4%	26.4%	20.2%	4.1%	13.2%	26.4%
Median Gross Rent (2019 estimate)	\$2,025	\$1,246	\$819	\$1,210	\$1,165	\$1,347	\$1,019	\$1,233	\$1,929	\$1,287	\$967	\$1,281	\$1,294	\$339	\$819	\$2,025
Median Gross Rent (2018 estimate)	\$1,970	\$1,199	\$799	\$1,165	\$1,118	\$1,308	\$990	\$1,203	\$1,855	\$1,251	\$928	\$1,218	\$1,250	\$328	\$799	\$1,970
Median Gross Rent (2016 estimate)	\$1,830	\$1,084	\$742	\$1,026	\$993	\$1,143	\$919	\$1,117	\$1,617	\$1,148	\$846	\$1,096	\$1,130	\$294	\$742	\$1,830
% Change Median Gross Rent (2016-2019)	10.7%	14.9%	10.4%	17.9%	17.3%	17.8%	10.9%	10.4%	19.3%	12.1%	14.3%	16.9%	14%	3%	10.4%	19.3%
Average Commute Length (minutes) Workers 16 Years and older who did not work	28.5	22.8	17.9	25.0	27.6	25.5	21.5	34.0	23.4	24.8	25.1	29.1	25.4	3.9	17.9	34.0
<b>EMPLOYMENT CHARACTERISTICS: Civilian Employed Population 16 Years and Over (2022 American Community Survey 5-Year Estimates)</b>																
Total Number Employed	55,297	93,260	42,619	71,923	37,064	34,188	77,187	27,994	39,676	37,617	37,636	49,265	50,311	19,338	27,994	93,260
% Population Employed	60.3%	67.7%	58.6%	72.9%	66.1%	65.3%	70.9%	57.8%	67.7%	61.6%	63.5%	67.0%	64.9%	4.5%	57.8%	72.9%
Agriculture, Forestry, Fishing & Hunting, and Mining	# of Employees 163	187	103	483	129	52	547	118	25	179	138	58	182	157	25	547
	Percentage 0.3%	0.2%	0.2%	0.7%	0.3%	0.2%	0.7%	0.4%	0.1%	0.5%	0.4%	0.1%	0.3%	0.2%	0.1%	0.7%
Arts, Entertainment & Recreation, Accommodation & Food Service	# of Employees 5,595	6,517	5,580	6,662	3,253	2,556	5,588	1,658	1,794	2,739	3,931	4,861	4,228	1,725	1,658	6,662
	Percentage 10.1%	7.0%	13.1%	9.3%	8.8%	7.5%	7.2%	5.9%	4.5%	7.3%	10.4%	9.9%	8.4%	2.2%	4.5%	13.1%
Construction	# of Employees 2,202	2,984	907	4,748	2,939	1,034	4,440	1,797	1,284	1,245	1,649	3,800	2,419	1,288	907	4,748
	Percentage 4.0%	3.2%	2.1%	6.6%	7.9%	3.0%	5.8%	6.4%	3.2%	3.3%	4.4%	7.7%	4.8%	1.9%	2.1%	7.9%
Educational Services, Health Care & Social Assistance	# of Employees 9,686	19,094	14,281	12,985	6,887	6,990	17,937	7,813	4,458	7,527	8,821	8,395	10,406	4,429	4,458	19,094
	Percentage 17.5%	20.5%	33.5%	18.1%	18.6%	20.4%	23.2%	27.9%	11.2%	20.0%	23.4%	17.0%	21.0%	5.4%	11.2%	33.5%
Finance & Insurance, and Real Estate and Rental & Leasing	# of Employees 5,284	7,311	2,300	7,920	2,675	2,458	7,376	2,247	1,986	3,092	2,502	4,609	4,147	2,174	1,986	7,920
	Percentage 9.6%	7.8%	5.4%	11.0%	7.2%	7.2%	9.6%	8.0%	5.0%	8.2%	6.6%	9.4%	7.9%	1.7%	5.0%	11.0%
Information	# of Employees 1,773	2,776	506	1,556	587	575	2,245	534	2,514	531	491	2,274	1,364	877	491	2,776
	Percentage 3.2%	3.0%	1.2%	2.2%	1.6%	1.7%	2.9%	1.9%	6.3%	1.4%	1.3%	4.6%	2.6%	1.5%	1.2%	6.3%
Manufacturing	# of Employees 7,491	9,720	3,477	6,127	3,128	8,859	7,165	2,378	2,725	9,806	4,447	3,398	5,727	2,690	2,378	9,806
	Percentage 13.5%	10.4%	8.2%	8.5%	8.4%	25.9%	9.3%	8.5%	6.9%	26.1%	11.8%	6.9%	12.0%	6.5%	6.9%	26.1%
Other Services except Public Administration	# of Employees 1,946	3,183	1,909	3,376	1,934	920	3,352	1,018	1,004	1,560	1,806	2,214	2,019	843	920	3,376
	Percentage 3.5%	3.4%	4.5%	4.7%	5.2%	2.7%	4.3%	3.6%	2.5%	4.1%	4.8%	4.5%	4.0%	0.8%	2.5%	5.2%
Professional, Scientific & Management, & Administrative, and Waste Management Services	# of Employees 11,599	26,673	3,952	10,959	4,959	5,103	11,479	3,584	16,888	5,141	3,899	10,434	9,556	6,563	3,584	26,673
	Percentage 21.0%	28.6%	9.3%	15.2%	13.4%	14.9%	14.9%	12.8%	42.6%	13.7%	10.4%	21.2%	18.2%	9.0%	9.3%	42.6%
Public Administration	# of Employees 1,574	2,907	1,581	1,701	951	842	2,600	1,176	402	771	1,041	762	1,359	727	402	2,907
	Percentage 2.8%	3.1%	3.7%	2.4%	2.6%	2.5%	3.4%	4.2%	1.0%	2.0%	2.8%	1.5%	2.7%	0.9%	1.0%	4.2%
Retail Trade	# of Employees 4,939	7,063	5,637	8,840	4,873	2,816	8,355	2,875	4,870	3,398	4,982	4,624	5,273	1,866	2,816	8,840
	Percentage 8.9%	7.6%	13.2%	12.3%	13.1%	8.2%	10.8%	10.3%	12.3%	9.0%	13.2%	9.4%	10.7%	2.0%	7.6%	13.2%
Transportation and Warehousing, and Utilities	# of Employees 1,413	3,138	1,545	4,731	3,417	983	4,018	2,078	1,055	820	2,260	2,154	2,301	1,215	820	4,731
	Percentage 2.6%	3.4%	3.6%	6.6%	9.2%	2.9%	5.2%	7.4%	2.7%	2.2%	6.0%	4.4%	4.7%	2.1%	2.2%	9.2%
Wholesale Trade	# of Employees 1,632	1,707	841	1,835	1,332	1,000	2,085	718	671	808	1,669	1,682	1,332	477	671	2,085
	Percentage 3.0%	1.8%	2.0%	2.6%	3.6%	2.9%	2.7%	2.6%	1.7%	2.1%	4.4%	3.4%	2.7%	0.8%	1.7%	4.4%






# STATISTICAL INFORMATION & GLOSSARY

## Operating Indicators by Function/Program (Last Ten Fiscal Years)

Function/ program	2014	2015	2016	2017	2018	2019	2020	2021	2022	2023
<b>Election data</b>										
Registered voters	39,248	39,341	38,706	39,706	40,661	40,720	41,877	45,457	46,161	46,822
Voters at polls	4,719	14,341	3,423	20,160	4,126	18,472	4,027	9,811	4,143	14,434
Absentee ballots	2,599	5,029	2,588	9,937	4,141	8,921	6,333	25,945	7,625	14,637
Percent voting	19%	49%	16%	76%	20%	67%	25%	78%	25%	62%
<b>Police</b>										
Part A crimes	1,736	1,654	1,508	1,596	1,454	1,246	1,115	1,133	1,208	1,337
Part B crimes	673	622	638	577	1,128	1,009	808	474	525	618
Injury accidents	276	295	300	273	339	262	254	262	299	368
Property damage	1,153	1,037	1,084	1,174	1,413	1,446	1,457	904	1,607	1,448
Moving traffic violations	8,487	8,216	7,916	5,904	5,427	3,376	2,742	6,039	4,825	4,107
Parking violations	185	75	231	392	755	317	389	22	27	104
Adult arrests	2,355	2,574	2,428	1,965	2,101	1,996	1,306	955	810	926
Juvenile arrests	142	98	98	100	119	64	25	14	15	95
OUIL arrests	268	164	217	145	186	135	119	22	111	130
False alarms	2,538	2,164	2,094	2,074	1,885	1,312	1,847	2,290	1,929	1,666
<b>Fire</b>										
Fire incidents	120	113	124	78	95	84	80	133	98	109
Service incidents	1,345	457	642	502	543	720	687	616	1,910	2,356
Fire inspections conducted	2,919	3,108	2,898	2,944	2,322	2,057	2,945	4,048	2,581	2,390
Medical emergencies	3,425	3,811	3,784	4,064	4,175	4,439	4,516	4,566	5,246	5,708
Paid-on-call staff	54	39	71	63	67	59	54	62	40	30
<b>Parks and recreation</b>										
Youth classes/clinics	1,149	1,584	1,475	1,577	1,790	2,172	1,801	2,011	2,618	3,167
Adult classes/clinics	462	1,244	549	3,268	2,750	2,856	2,201	823	2,593	3,599
Youth leagues	2,471	2,199	2,934	3,403	2,724	2,652	2,229	2,381	2,850	3,106
Adult leagues	5,279	5,300	3,868	3,630	4,373	3,549	2,319	3,217	3,423	3,556
Summer day camp	334	498	747	691	864	1,017	295	495	1,867	1,998
Lakeshore Park vehicle entry	15,462	14,391	1,007	14,320	10,285	N/A	N/A	N/A	N/A	N/A
Lakeshore Park attendance	38,655	35,978	37,488	37,217	25,713	N/A	N/A	N/A	N/A	N/A
Lakeshore Park picnic shelter rental	125	120	231	150	166	48	N/A	204	773	433
Senior citizens served (1)	75,832	79,172	77,687	66,845	65,395	73,015	58,587	50,261	78,623	70,914
Special event attendance	20,028	16,840	18,153	26,026	27,670	26,645	14,321	2,268	5,289	6,512
Civic Center Rentals	1,560	1,058	1,203	916	1,074	747	214	12	104	370
Civic Center Attendance	44,200	33,988	23,023	21,731	22,156	20,135	12,030	284	4,695	N/A
Novi Theaters - Cast	293	86	N/A	N/A	110	N/A	N/A	N/A	N/A	N/A
Novi Theaters - Audience	4,997	1,705	N/A	N/A	1,441	N/A	N/A	N/A	N/A	N/A
<b>Library (2)</b>										
Items circulated	799,475	734,643	793,991	833,558	812,025	857,854	719,842	952,505	822,947	836,089
Book collections	152,236	149,941	140,895	141,129	141,638	139,449	138,683	141,928	141,503	137,566
Audio/Video/CD collections	25,677	27,776	29,077	29,737	30,642	30,100	29,193	26,073	23,918	23,639
Periodical subscriptions	242	207	207	218	203	190	167	166	152	129
Requests of Information	115,392	115,392	113,778	117,325	116,219	114,709	88,345	67,245	65,317	62,322
Youth Summer Reading	2,340	2,584	2,084	2,362	2,465	2,029	1,338	1,918	2,050	1,956
Program participants	40,010	40,901	46,854	56,026	60,246	75,595	54,334	30,762	23,167	36,914
Visitors	401,984	392,047	404,979	424,401	488,778	463,818	325,645	178,569	348,353	388,677
Interlibrary loans	106,250	105,588	112,016	115,222	111,236	102,655	74,748	129,224	89,439	90,016
<b>Water and Sewer</b>										
Customers:										
Residential	13,760	13,946	14,105	14,220	14,411	13,648	13,856	13,794	14,161	14,250
Commercial	1,204	1,259	1,264	1,239	928	935	936	922	939	943
Water (in thousand gallons):										
Purchased from Detroit	2,216,075	1,835,567	2,276,389	2,349,960	2,298,596	2,144,615	2,212,444	2,328,828	2,239,768	2,392,407
Sold to residents	2,138,305	1,811,910	1,963,221	2,231,717	2,159,537	2,106,440	1,958,177	2,180,865	2,042,883	2,097,418
Rates:										
Fixed rate quarterly water charge	\$ 57.00	\$ 57.00	\$ 80.00	\$ 56.00	\$ 56.00	\$ 56.00	\$ 56.00	\$ 56.00	\$ 56.00	\$ 56.00
Additional usage per 1,000 gallons	\$ 4.00	\$ 4.13	\$ 3.05	\$ 3.20	\$ 3.20	\$ 3.26	\$ 3.33	\$ 3.43	\$ 3.43	\$ 3.73
Fixed rate quarterly sewer charge	\$ 6.00	\$ 6.00	\$ 30.00	\$ 30.00	\$ 30.00	\$ 30.00	\$ 30.00	\$ 30.00	\$ 30.00	\$ 30.00
Sewer (per thousand gallons of water usage)	\$ 4.00	\$ 4.30	\$ 3.40	\$ 3.60	\$ 3.60	\$ 3.89	\$ 4.01	\$ 4.33	\$ 4.33	\$ 4.72

Source: FY 2022-23 Comprehensive Annual Financial Report; pg 190-195

# STATISTICAL INFORMATION & GLOSSARY



## Glossary

The Annual Budget contains specialized and technical terminology that is unique to public finance and budgeting. To assist the reader of the Annual Budget Document in understanding these terms, this glossary has been included.

**Accrual Basis of Accounting:** A method of accounting that recognizes the financial effect of transactions, events, and interfund activities when they occur, regardless of the timing of related cash flows.

**Activity:** Cost center within a fund or department to which specific expenses are to be allocated.

**Ad Valorem:** Tax imposed at a percentage rate of the value as stated.

**ADA:** Abbreviation for Americans with Disabilities Act.

**Appropriation:** An authorization made by the City Council, which permits officials to incur obligations against, and to make expenditures of governmental resources. Appropriations are usually made for fixed amounts and are typically granted for a one-year period.

**Assessed Valuation:** The estimated value placed upon real and personal property by the City Assessor. Assessed value is required to be at 50% of true cash value.


**Assets:** Property owned by the City, which has monetary value.

**Audit:** A systematic examination of resource utilization concluding in a written report. It is a test of management's internal controls and is intended to ascertain whether financial statements fairly present financial positions and results of operations;

- Test whether transactions have been legally performed;
- Identify areas for possible improvements in accounting practices and procedures;
- Ascertain whether transactions have been recorded accurately and consistently;
- Ascertain the stewardship of officials responsible for governmental resources.

**Balanced Budget:** A balanced budget is a basic budgetary constraint intended to ensure that the City does not spend beyond its means. The City must function within the limits of the financial resources available and under normal circumstances, requires commitment to a balanced budget. The appropriated budget cannot exceed available resources, defined as revenues generated in the current period added to balances carried forward from prior years. Any deviation from a balanced operating budget requires disclosure when it occurs.

**BAR:** Abbreviation for budget amendment request.



# STATISTICAL INFORMATION & GLOSSARY

**Base Budget:** The budget predicted on maintaining the existing level of service.

**Bond (Debt Instrument):** A written promise to pay (debt) a specified sum of money (called principal or face value) at a specified future date (called the maturity date) along with periodic interest paid at a specified percentage of the principal (interest rate). Bonds are typically used for long-term debt to pay for specific capital improvements.

**Budget (Operating):** A plan of financial operations embodying an estimate of proposed expenditures for a given period (typically a fiscal year) and the proposed means of financing them (revenue estimates). The term is also sometimes used to denote the officially approved expenditure ceiling under which the City and its departments operate.

**Budget Calendar:** The schedule of key dates or milestones that the City follows in the preparation and adoption of the budget.

**Budgetary Control:** The level at which expenditures cannot legally exceed the appropriated amounts.

**Budgeted Funds:** Funds that are planned for certain uses. The budget document that is submitted for Council approval is composed of budgeted funds.

**Budget Message (City Manager's):** Initially, a general discussion of the proposed budget document presented in writing as a supplement to the budget document. The budget message explains principle budget issues against the background of financial experience in recent years and presents recommendations made by the City Manager. Subsequent to adoption this document is updated to reflect changes made during City Council deliberations.

**CAFR:** Abbreviation for Comprehensive Annual Financial Report.

**Capital Outlay:** A disbursement of money, which results in the acquisition of or addition to fixed assets. The item must have a purchase price greater than \$5,000 and have a useful life of more than one year.


**Cash Management:** The management of cash necessary to pay government services while investing idle cash in order to earn interest. Cash management refers to the activities of forecasting the inflows and outflows of cash, mobilizing cash to improve its availability for investment, establishing and maintaining banking relationships, and investing funds safely in order to achieve the highest interest on temporary cash balances.

**CIP:** Abbreviation for Capital Improvement Program.

**Component Unit:** A governmental component unit is a legally separate organization for which the elected officials of the primary government are financially accountable.

**Contingency:** An estimated amount of funds needed for deficiency or emergency purposes. An annual appropriation to cover short falls in revenue and/or underestimation of expenditures. Under Michigan law, to be used contingencies must be moved to a more distinctive appropriation by a budget amendment.

# STATISTICAL INFORMATION & GLOSSARY



**Contractual Services:** Items of expenditure from services that the City receives from an outside company. Heating and cooling mechanical services, maintenance, custodial services and support for the City owned telephone systems are examples of contractual services.

**COVID-19:** Coronavirus disease (COVID-19) is an infectious disease caused by the SARS-CoV-2 virus

**CPI:** Abbreviation for Consumer Price Index. Renamed the Inflation Rate Multiplier (IRM).

**CPM:** Acronym for the Center for Performance Measurement. The International City/County Manager's Association (ICMA) CPM has been in existence since 1994 to assist local governments in improving the quality, effectiveness, and efficiency of public services through the collection, reporting, analysis, and application of performance information. CPM measures performance across 18 categories and currently has 191 members.

**Current Taxes:** Taxes that are levied and due within one year.

**CVTRS:** Abbreviation for City, Village, and Township Revenue Sharing program.

**DARE:** Abbreviation for Drug Abuse Resistance Education.

**Debt Service:** The City's obligation to pay the principal and interest of all bonds and other debt instruments according to a pre-determined payment schedule.

**Department:** A major administrative division of the City, which indicates overall management responsibility for an operation of a group of related operations within a functional area.

**Depreciation:** That portion of the cost of a capital asset, used during the year to provide service.

**Enterprise Fund:** A governmental accounting fund in which the services provided are financed and operated similarly to those of a private business. The rate schedules for these services are established to ensure that revenues are adequate to meet all necessary expenditures. Enterprise funds are established for services such as water and sewer.


**Estimated Revenue:** The amount of projected revenue to be collected during the fiscal year.

**Expenditure:** The cost of goods delivered and services rendered, whether paid or unpaid.

**Expense:** The cost of goods delivered and services rendered, whether paid or unpaid in the Enterprise Funds.

**Fiduciary Fund:** Fiduciary Funds are used to account for assets held by the City in a trustee capacity or as an agent for individuals, organizations, other governments or other funds.

**Full-time Equivalent (FTE):** refers to a unit of measurement to summarize, in total, how many persons an organization/department employs based on hours worked which includes part-time, seasonal, full-time, etc.



# STATISTICAL INFORMATION & GLOSSARY

**Fund:** An independent fiscal and accounting entity with a self-balancing set of accounts for the purpose of carrying on specific activities or attaining certain objectives.

**Fund Balance:** The excess of an entity's assets over liabilities. A negative fund balance is sometimes called a deficit.

**GAAP:** Abbreviation for Generally Accepted Accounting Principles.

**GASB:** The Governmental Accounting Standards Board, which provides direction in accounting and reporting requirements for units of government.

**General Fund:** The largest fund within the City, the General Fund accounts for most of the financial resources of the government that may be used for any lawful purpose. General Fund revenues include property taxes, licenses and permits, service charges, and other types of revenue. This fund usually includes most of the basic operating services, such as fire and police protection, finance, public works and general administration.

**General Obligation Bonds:** When the City pledges its full faith and credit to the repayment of the bonds it issues, those bonds are general obligation (G.O.) bonds. Issuance of these bonds requires a citywide election and is usually repaid by an ad valorem property tax levy.

**GFOA:** Acronym for Government Finance Officers Association. The purpose of the GFOA is to enhance and promote the professional management of governments for the public benefit by identifying and developing financial policies and best practices and promoting their use through education, training, facilitation of member networking, and leadership.

**GIS:** Abbreviation for Geographic Information System.


**GLWA:** Abbreviation for Great Lakes Water Authority.

**Governmental Fund:** governmental funds are "used to account for activities primarily supported by taxes, grants, and similar revenue sources." Within the category of Governmental Funds, there are five types: General Fund, special revenue funds, debt service funds, capital projects funds, and permanent funds.

**Headlee Amendment:** The Headlee Amendment places an upper limit on the total amount of property taxes a city can collect in the fiscal year. This constitutional amendment limits the growth in taxable value attributed to market adjustment (excluding new construction) to the growth in the consumer price index (CPI). If this situation occurs, the operating millages, which are applied to the taxable value, must be reduced to compensate for any increase in excess of the CPI.

**Headlee Override:** A Headlee override is a vote by the electors to return the millage to the amount originally authorized via charter, state statute, or a vote of the people, and is necessary to counteract the effects of the Headlee Rollback.

# STATISTICAL INFORMATION & GLOSSARY



**Headlee Rollback:** The term Headlee Rollback became part of municipal finance lexicon in 1978 with the passage of the Headlee Amendment to the Constitution of the State of Michigan of 1963. The Headlee Amendment requires a local unit of government to reduce its millage when annual growth on existing property is greater than the rate of inflation (IRM-CPI). As a consequence, the local unit's millage rate is "rolled back" so that the resulting growth in property tax revenue, community-wide, is not more than the rate of inflation.

**Inflation Rate Multiplier (IRM):** State of Michigan term for CPI computation in the Headlee computation.

**Investment:** Securities purchased and held for the production of income in the form of interest.

**ISO:** Abbreviation for Insurance Service Office. The ISO rating is a national standard with a 1 to 10 rating scale: 1 is the best and 10 is the lowest possible rating. ISO ratings are a factor in insurance rates charged to homeowners and businesses.

**Leveraged Funds:** borrowed *funds* to reap a greater gain than is otherwise possible. Take on debt to achieve a goal faster than it is able to with equity capital alone.

**Liabilities:** Debt or other legal obligations arising out of transactions in the past, which must be liquidated, renewed or refunded at some future date. The term does not include encumbrances.

**Litigation:** The process of taking an argument between people or groups to a court of law.

**Long Term Debt:** Debt with a maturity of more than one year.

**Major Fund:** Major funds are funds whose revenues, expenditures/expenses, assets, or liabilities (excluding extraordinary items) are at least 10 percent of corresponding totals for all governmental or enterprise funds and at least 5 percent of the aggregate amount for all governmental and enterprise funds.

**Maturities:** The date on which the principal or stated values of investments or debt obligation mature and may be reclaimed.


**MERS:** The Michigan Municipal Employees Retirement System is a multiple- employer statewide public employee retirement plan created to provide retirement and survivor and disability benefits to local government employees.

**Millage:** A rate (as of taxation) expressed in mills per dollar.

**MIOSHA:** Abbreviation for Michigan Occupational Safety and Health Administration.

**MLGBC:** Acronym for the Michigan Local Government Benchmarking Consortium. MLGBC is a program designed to bring together cities, townships, villages and counties from across Michigan and produce meaningful and relevant performance measures for the purpose of benchmarking and multijurisdictional performance comparisons. Performance measures cover 14 service areas and currently have 43 members.





# STATISTICAL INFORMATION & GLOSSARY

**Modified Accrual Basis of Accounting:** Basis of accounting according to which (a) revenues are recognized in the accounting period in which they become available and measurable and (b) expenditures are recognized in the accounting period in which the fund liability is incurred, if measurable, except for unmatured interest on general long-term debt and certain similar obligations, which should be recognized when due.

**OPEB:** Abbreviation for Other Post-Employment Benefits.

**Other Charges:** An expenditure object within an activity, which includes professional services, utilities, rents, and training for example.

**PASER:** Abbreviation for Pavement Surface Evaluation and Rating System.

**Per Capita Basis:** Per unit population.

**Permanent Fund:** A permanent fund is classified as a restricted true endowment fund. Put simply, a permanent fund may be used to generate and disburse money to those entitled to receive payments by qualification or agreement. The purpose of the fund is to summarize equity used to permanently generate payments to maintain some financial obligation. A permanent fund can also be defined if the money is used to report the status of a restricted financial resource. The resource is restricted in the sense that only earnings from the resource are used and not the principal.

**Personnel Services:** An expenditure object within an activity, which includes payroll and all fringe benefits.

**Proprietary Fund:** A proprietary fund is used in governmental accounting to account for activities that involve business-like interactions, either within the government or outside of it. These activities are similar to what would be found in the private sector, so the reporting resembles what would be used by a private business.

**PRV:** Pressure Reducing Valve for maintaining water pressure levels.

**Revenue:** An addition to the assets of a fund, which does not increase a liability, does not represent the recovery of an expenditure, does not represent the cancellation of a liability without a corresponding increase in any other liability or a decrease in assets, and does not represent a contribution of fund capital in an enterprise.

**RCOC:** Abbreviation for the Road Commission for Oakland County.


**RRASOC:** Abbreviation for Regional Recycling Authority of South Oakland County.

**SEMCOG:** South East Michigan Council of Governments.

**SEV:** Abbreviation for State Equalized Value.

**Special Assessment Fund:** Special Assessment Funds are used to account for the construction and financing of public improvements benefiting a limited number of properties. Assessments are repaid over a number of years with interest.

# STATISTICAL INFORMATION & GLOSSARY



**Supplies:** An expenditure object within an activity that includes all supplies that have a useful life of less than one year and/or a purchase price of less than \$1,000 dollars.

**STPU:** Surface Transportation Program – Urban.

**Taxable Value:** This is a value used as a base for levying property taxes. It was established by a state constitutional amendment. Taxable value limits increases in value attributed to market adjustment. The increase is limited to the lesser of the actual increase, the rate of inflation as established by the consumer price index, or 5%. When property changes ownership, the value returns to 50% of true cash value.

**Transfers In/Out:** A legally authorized funding transfer between funds in which one fund is responsible for the initial receipt and the other fund is responsible for the actual disbursement.

**Trust and Agency Fund:** Trust and Agency Funds are used to account for assets held by the City in a trustee capacity or as an agent for individuals, organizations, other governments, or other funds.


**Venture Team:** Team to start up business, secure financing, and execute a business plan.

**Water and Sewer Fund:** This enterprise fund is used to account for the provision of water and sewer services to the customer financed primarily by user charges.




**This page intentionally left blank.**

# RESOLUTIONS



## Resolution of Adoption 2024 Millage Rates

**This page intentionally left blank.**



# RESOLUTIONS

**Resolution of Adoption Fiscal-Year 2024-2025 Budget and Acknowledging the Multi-Year Budget including Projections of Future Fiscal Years 2025-2026 and 2026-2027**

**This page intentionally left blank.**